



# MARKET DAILY

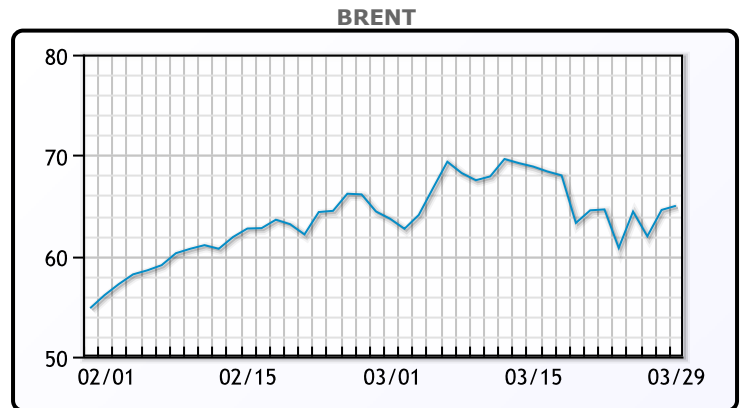
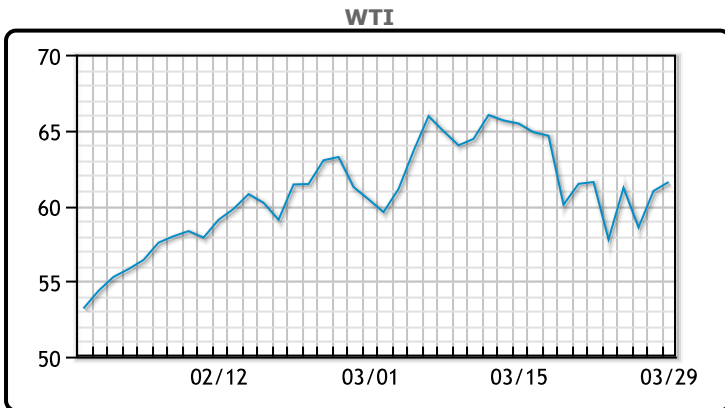
<https://www.pflpetroleum.com>  
 1865 Veterans Park Dr. Suite 303  
 Naples, Florida 34109  
 Phone: 239-390-2885  
 Fax: 239-949-0611  
 Mar 29, 2021 6:31 PM

Major Energy Futures		
	Settle	Change
Brent	64.98	0.5
Gas Oil	505.25	22.75
Natural Gas	2.653	0.003
RBOB	199.52	4.64
ULSD	180.98	6.22
WTI	61.56	0.59

## Market Commentary

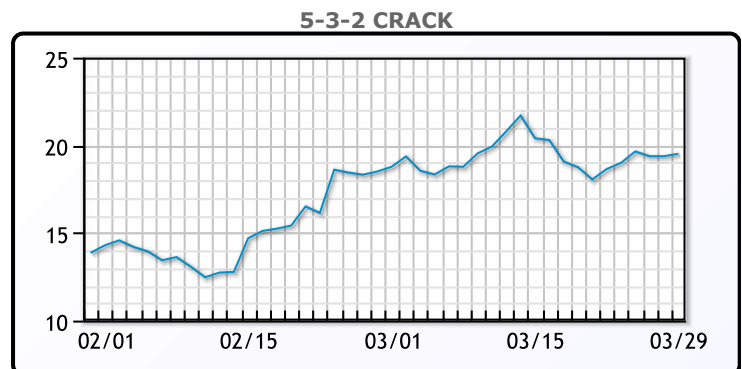
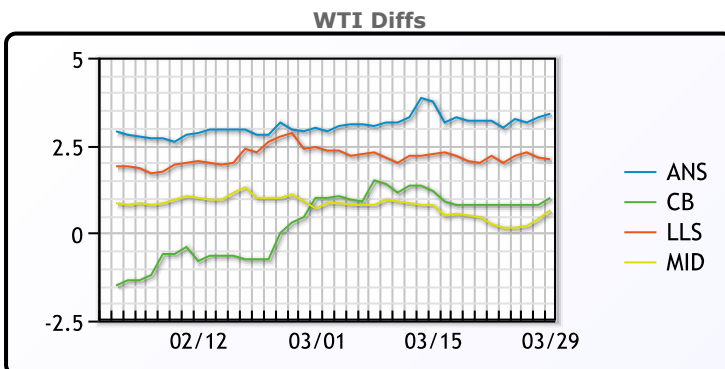
Oil prices were higher today as the logjam in the Suez Canal continued. The stranded ship, the Ever Given, was broken free today but logistics analysts think the backup will continue for weeks. Prices have swung wildly in the last few days as traders and investors tried to weigh the impact of the blocked key trade transit point and the broader effect of lockdowns globally. WTI traded up \$.59 or .97% to close at \$61.56. Brent traded up \$.50 or .77% to close at \$65.07.

## Crude & Product Markets

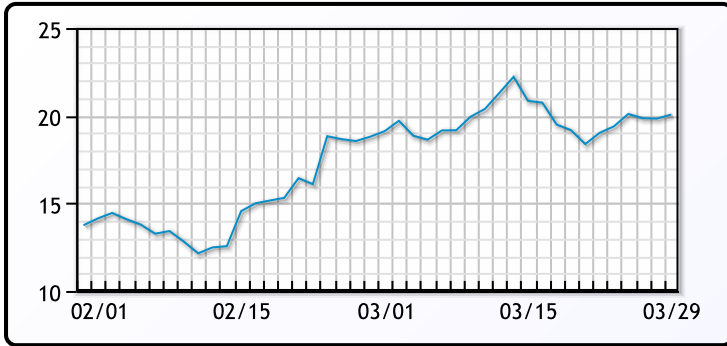


CRUDE			
	Last	Week Ago	Month Ago
ANS	64.96	64.75	64.4
BLS	62.56	62.35	62.5
LLS	63.66	63.75	63.85
Mid	62.21	61.8	62.35
WTI	61.56	61.55	61.5

PRODUCTS			
	Last	Week Ago	Month Ago
Gulf RBOB	195.09	190.84	183.8
Gulf ULSD	176.52	179.28	181.61
NYH RBOB	189.02	185.73	186.98
NYH ULSD	180.98	182.68	185.53
USGC 3%	55.38	54.63	55.38



3-2-1 Crack



Gulf 3-2-1 Crack



NGLs

MB

	Last	Week Ago	Month Ago
Butane	94.5	96	101.75
IsoButane	93.25	93	102.25
Natural Gasoline	140	140	143
Propane	90	90.25	94.75

CONWAY

	Last	Week Ago	Month Ago
Butane	90	89.5	97.25
IsoButane	103	112	119
Natural Gasoline	136.25	137.75	143
Propane	84.5	83.25	103

MB NON

	Last	Week Ago	Month Ago
Butane	94.5	94	101.75
IsoButane	93.25	93	102.25
Natural Gasoline	140.25	137.75	144.75
Propane	89.13	88.13	94.75

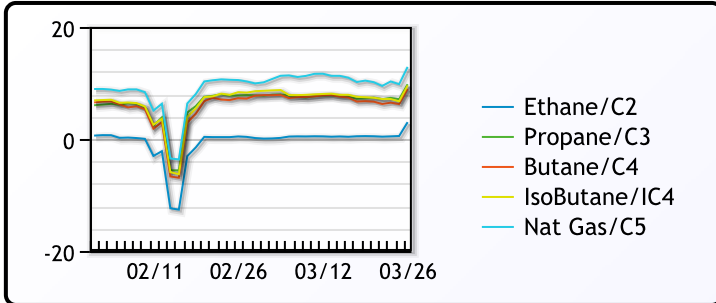
EDMONTON

	Last	Week Ago	Month Ago
Propane	51.75	52.5	74

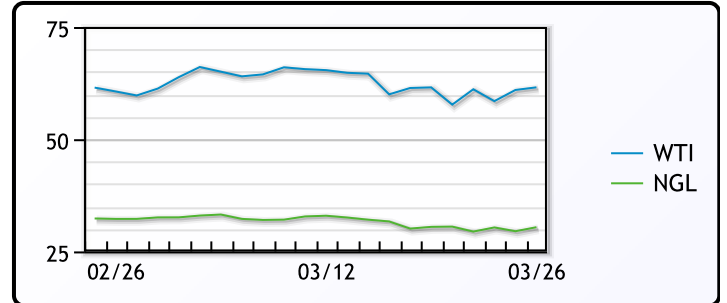
SARNIA

	Last	Week Ago	Month Ago
Propane	109.5	109.5	115

FRAC SPREAD



WTI vs NGL



FX

	Last	Change
CAD	1.2589	-0.0002
DXY	92.928	0.16199
Gold	1712.35	0.15

RATES

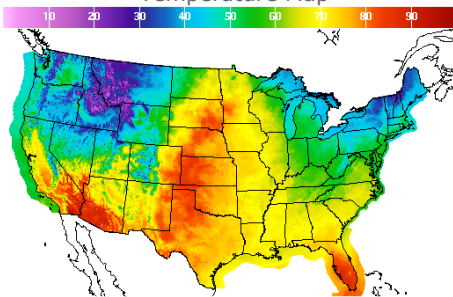
	Last	Change
US 2yr	0.1407	0.002
US 10yr	1.7081	0.0321
CAN 10yr	1.536	0.035

EQUITIES

	Last	Change
Nasdaq	13059.65	-79.07
TSX	1119.87	-0.64
S&P 500	3971.09	-3.45

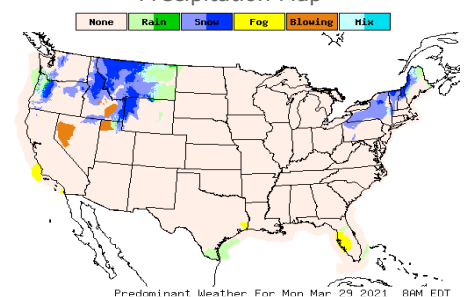
Weather Data

Temperature Map



City	HIGH °F	LOW °F
Calgary	28	13
Conway	71	33
Cushing	77	48
Denver	72	40
Houston	73	53
Mont Belvieu	70	50
Sarnia	45	29
Williston	56	22

Precipitation Map



This report has been prepared by PFL Petroleum Limited personnel for your information only and the views expressed are intended to provide market commentary and are not recommendations. This report is not an offer to sell or a solicitation of any offer to buy any security. The information contained herein has been compiled by PFL from sources believed to be reliable, but no representation or warranty, express or implied, is made by PFL Petroleum Limited, its affiliates or any other person as to its accuracy, completeness or correctness. Copyright 2017 PFL Petroleum Limited. All Rights Reserved