



MARKET DAILY

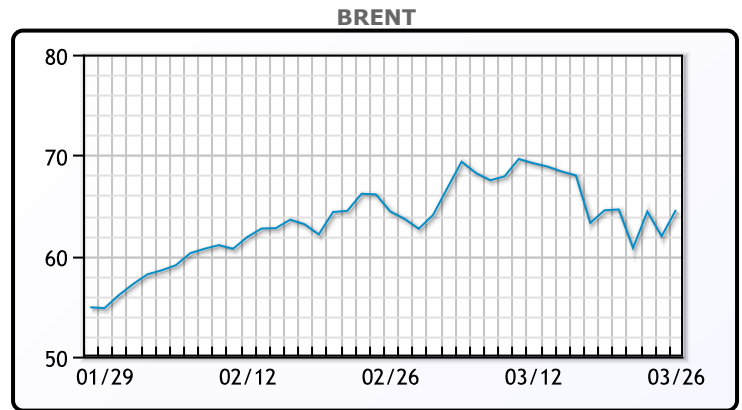
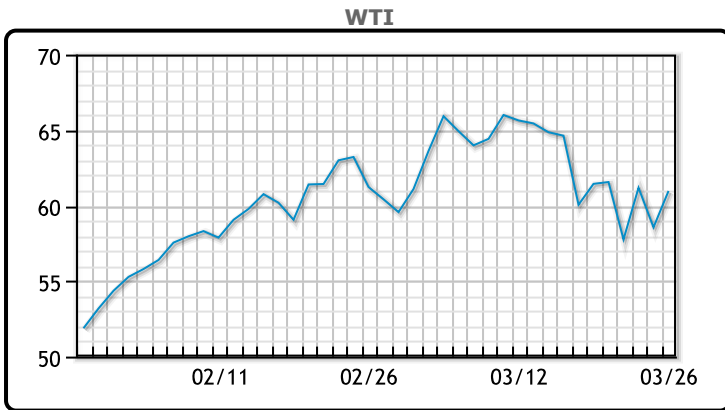
<https://www.pflpetroleum.com>
 1865 Veterans Park Dr. Suite 303
 Naples, Florida 34109
 Phone: 239-390-2885
 Fax: 239-949-0611
 Mar 26, 2021 8:07 PM

Major Energy Futures		
	Settle	Change
Brent	64.57	2.62
Gas Oil	510.75	-20
Natural Gas	2.557	0.052
RBOB	196.73	-6.81
ULSD	181	-7.78
WTI	60.97	2.41

Market Commentary

Oil prices traded up today on concerns it could take weeks to clear the giant container ship blocking the Suez Canal. Of the 39.2 MM/bpd of total seaborne crude in 2020, 1.74 MM/bpd went through the Suez Canal, according to data intelligence firm Kpler. Additionally, 1.54 MM/bpd of refined oil products flow through the canal, about nine per cent of global seaborne oil product trade, Kpler said. Still, prices headed for a third weekly loss as demand concerns are growing with stricter lockdowns in Europe. Expectations that the Organization of the Petroleum Exporting Countries (OPEC) and its allies will likely maintain their lower production also supported prices. WTI traded up \$2.41 or 4.12% to close at \$60.97. Brent traded up \$2.62 or 4.23% to close at \$64.57.

Crude & Product Markets

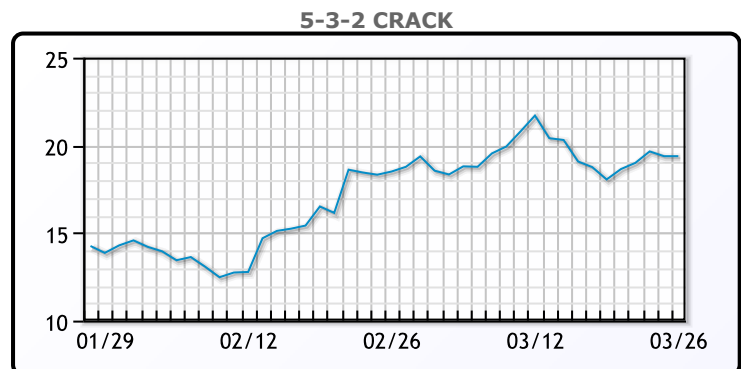
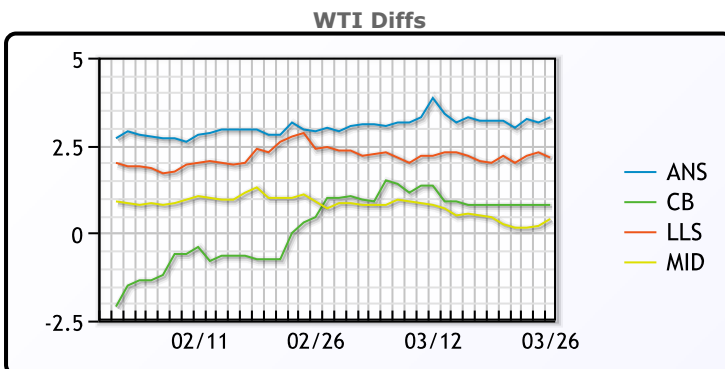


CRUDE

	Last	Week Ago	Month Ago
ANS	64.27	64.62	64.4
BLS	61.77	62.22	62.5
LLS	63.12	63.42	63.85
Mid	61.37	61.87	62.35
WTI	60.97	61.42	61.5

PRODUCTS

	Last	Week Ago	Month Ago
Gulf RBOB	191.96	189.81	183.8
Gulf ULSD	176.76	178.43	181.61
NYH RBOB	186.23	184.69	186.98
NYH ULSD	181	182.1	185.53
USGC 3%	55.13	54.63	55.38



3-2-1 Crack



Gulf 3-2-1 Crack



NGLs

MB

	Last	Week Ago	Month Ago
Butane	94	96.5	101.75
IsoButane	90.75	94.25	102.25
Natural Gasoline	133.25	137	145
Propane	89.625	88.5	94.75

CONWAY

	Last	Week Ago	Month Ago
Butane	87	90.5	97.25
IsoButane	104	112	119
Natural Gasoline	136	138	143
Propane	82.75	82.5	103

MB NON

	Last	Week Ago	Month Ago
Butane	92	94.5	101.75
IsoButane	90.75	94.25	102.25
Natural Gasoline	139.25	138.5	144.75
Propane	87.75	87.25	96

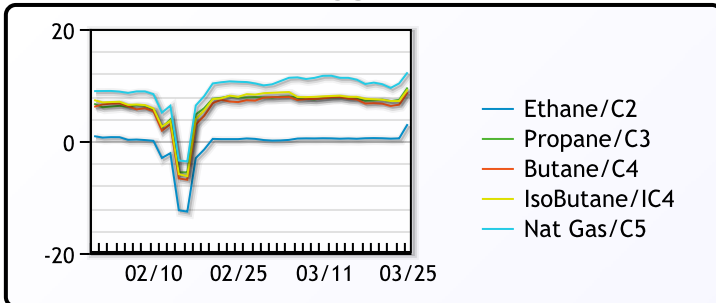
EDMONTON

	Last	Week Ago	Month Ago
Propane	50	51.5	88

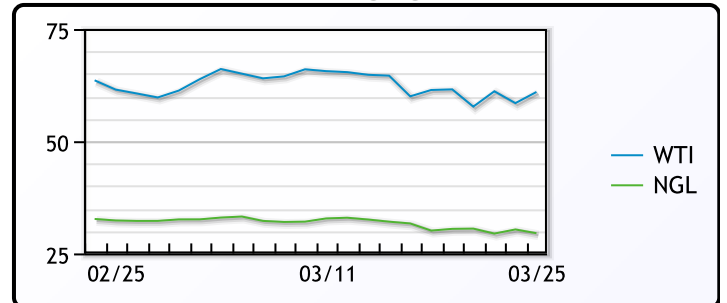
SARNIA

	Last	Week Ago	Month Ago
Propane	109.5	109.5	115

FRAC SPREAD



WTI vs NGL



FX

	Last	Change
CAD	1.2577	-0.0036
DXY	92.76601	-0.08299
Gold	1732.52	5.59

RATES

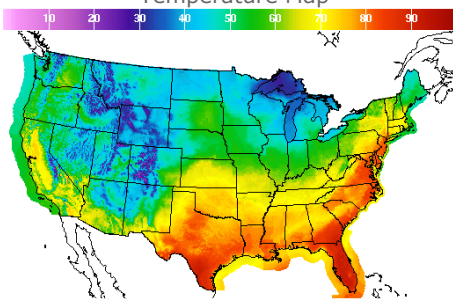
	Last	Change
US 2yr	0.1387	0.002
US 10yr	1.676	0.0428
CAN 10yr	1.501	0.034

EQUITIES

	Last	Change
Nasdaq	13138.72	161.04
TSX	1120.51	5.088
S&P 500	3974.54	65.02

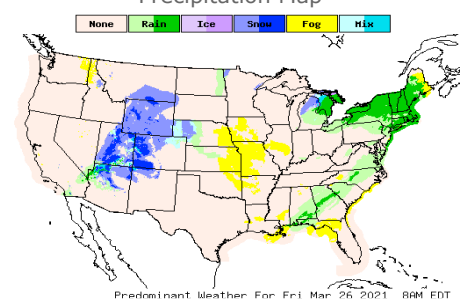
Weather Data

Temperature Map



City	HIGH °F	LOW °F
Calgary	37	23
Conway	48	38
Cushing	73	44
Denver	50	37
Houston	82	59
Mont Belvieu	78	55
Sarnia	44	36
Williston	43	28

Precipitation Map



This report has been prepared by PFL Petroleum Limited personnel for your information only and the views expressed are intended to provide market commentary and are not recommendations. This report is not an offer to sell or a solicitation of any offer to buy any security. The information contained herein has been compiled by PFL from sources believed to be reliable, but no representation or warranty, express or implied, is made by PFL Petroleum Limited, its affiliates or any other person as to its accuracy, completeness or correctness. Copyright 2017 PFL Petroleum Limited. All Rights Reserved