



MARKET DAILY

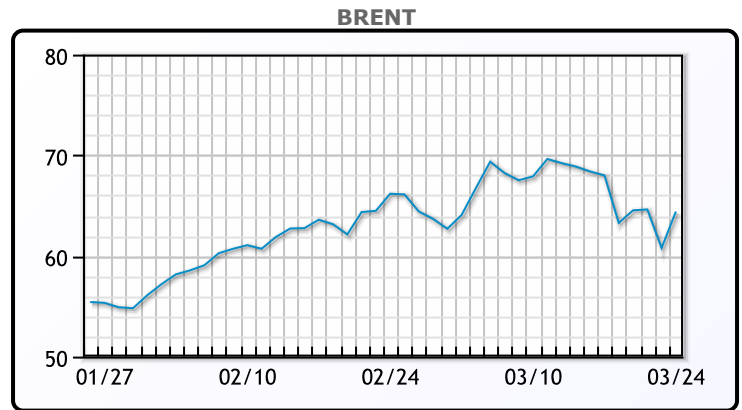
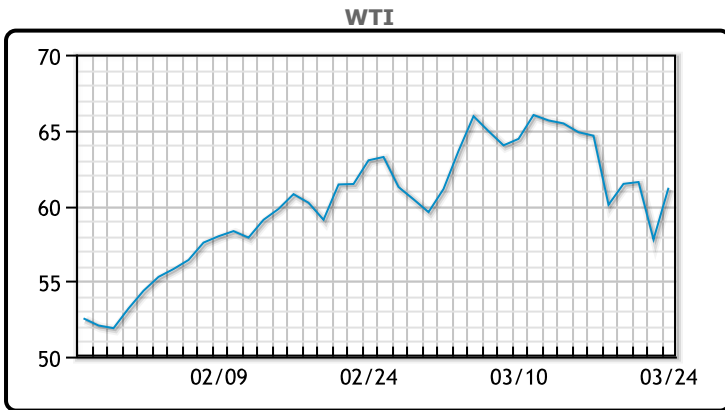
<https://www.pflpetroleum.com>
 1865 Veterans Park Dr. Suite 303
 Naples, Florida 34109
 Phone: 239-390-2885
 Fax: 239-949-0611
 Mar 24, 2021 7:18 PM

Major Energy Futures		
	Settle	Change
Brent	64.41	3.62
Gas Oil	508	-16.25
Natural Gas	2.518	0.01
RBOB	198.9	9.26
ULSD	182.56	7.67
WTI	61.18	3.42

Market Commentary

Oil prices rebounded today on news of a ship running aground in the Suez Canal. This is a key shipping route for Middle Eastern barrels and there are worries this incident could tie up other crude shipments. "Price support is coming courtesy of a transport blockage," said Stephen Brennock of oil broker PVM. "Yet market sentiment will likely struggle to shake off its newfound bearish trend." Today's EIA report showed a pickup in US refinery activity which is also bullish for prices and should dwindle down inventories. The rest of the report wasn't as bullish, with Crude, gasoline, and distillate stocks all rising. US commercial crude inventories increased by 1.9MM/bbls from the previous week. Gasoline stocks increased by 200K/bbls and distillate inventories increased by 3.8MM/bbls. WTI traded up \$3.42 or 5.92% to close at \$61.18. Brent traded up \$3.62 or 5.96% to close at \$64.41.

Crude & Product Markets

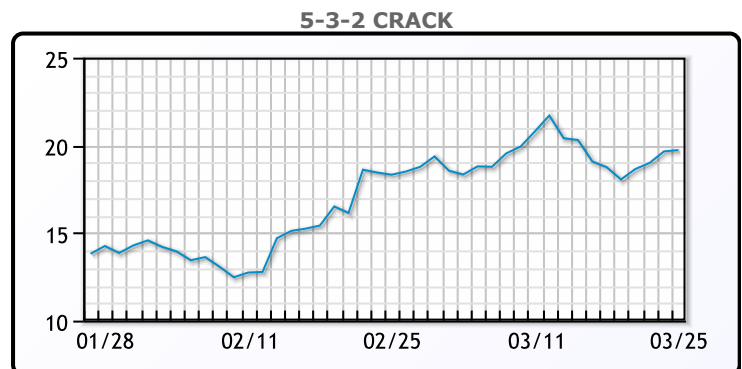
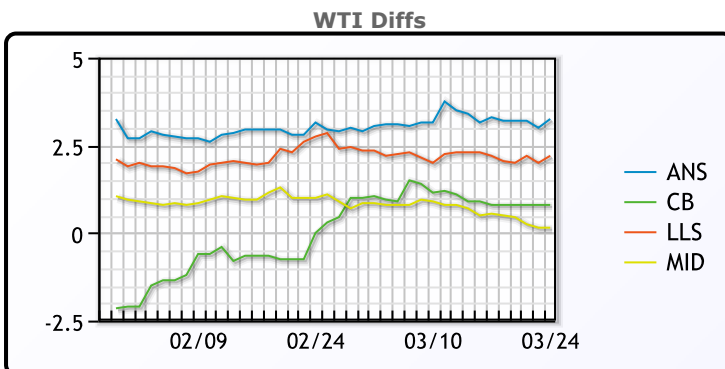


CRUDE

	Last	Week Ago	Month Ago
ANS	64.38	67.9	66.08
BLS	61.93	65.4	63.63
LLS	63.33	66.8	65.58
Mid	61.28	65.15	64.08
WTI	61.13	64.6	63.18

PRODUCTS

	Last	Week Ago	Month Ago
Gulf RBOB	193.5	201.34	186.9
Gulf ULSD	178.9	187.16	188.35
NYH RBOB	188.4	194.96	188.84
NYH ULSD	182.06	190.49	190.96
USGC 3%	54.88	57.88	56.38



3-2-1 Crack



Gulf 3-2-1 Crack



NGLs

MB

	Last	Week Ago	Month Ago
Butane	93.75	100.75	100
IsoButane	90.75	97	100.5
Natural Gasoline	130.25	149.75	144.5
Propane	89.5	91	98

CONWAY

	Last	Week Ago	Month Ago
Butane	87.5	96	96.5
IsoButane	108.5	118.5	118
Natural Gasoline	135	147	144
Propane	82.5	85	136

MB NON

	Last	Week Ago	Month Ago
Butane	91.75	98.75	100
IsoButane	90.75	97	100.5
Natural Gasoline	137.5	146.25	148
Propane	87.25	92	94.5

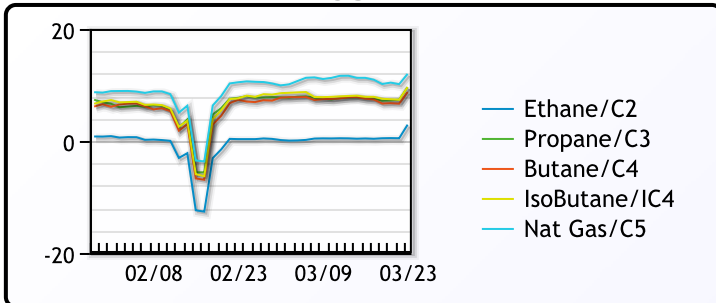
EDMONTON

	Last	Week Ago	Month Ago
Propane	49.5	54.75	84

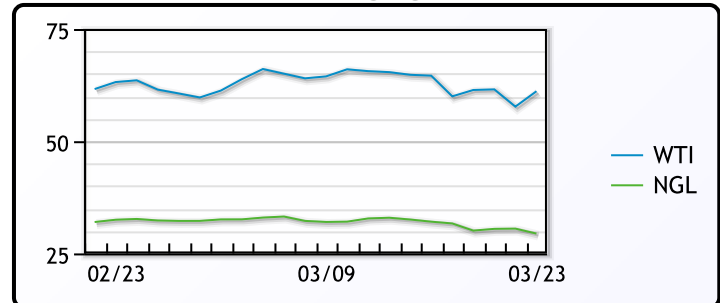
SARNIA

	Last	Week Ago	Month Ago
Propane	109.5	109.5	115

FRAC SPREAD



WTI vs NGL



FX

	Last	Change
CAD	1.2582	0.0003
DXY	92.52801	0.192
Gold	1733.98	-0.71

RATES

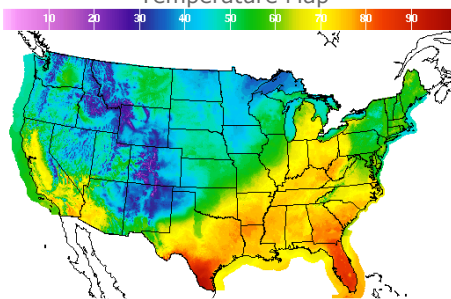
	Last	Change
US 2yr	0.1465	0.0013
US 10yr	1.6084	-0.0122
CAN 10yr	1.475	-0.019

EQUITIES

	Last	Change
Nasdaq	12961.89	-265.81
TSX	1114.68	-1.094
S&P 500	3889.14	-21.38

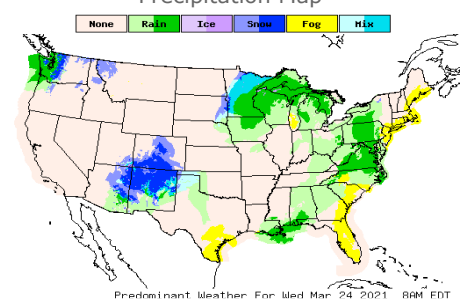
Weather Data

Temperature Map



City	HIGH °F	LOW °F
Calgary	46	29
Conway	38	24
Cushing	55	42
Denver	41	28
Houston	68	63
Mont Belvieu	71	61
Sarnia	66	48
Williston	48	25

Precipitation Map



This report has been prepared by PFL Petroleum Limited personnel for your information only and the views expressed are intended to provide market commentary and are not recommendations. This report is not an offer to sell or a solicitation of any offer to buy any security. The information contained herein has been compiled by PFL from sources believed to be reliable, but no representation or warranty, express or implied, is made by PFL Petroleum Limited, its affiliates or any other person as to its accuracy, completeness or correctness. Copyright 2017 PFL Petroleum Limited. All Rights Reserved