



MARKET DAILY

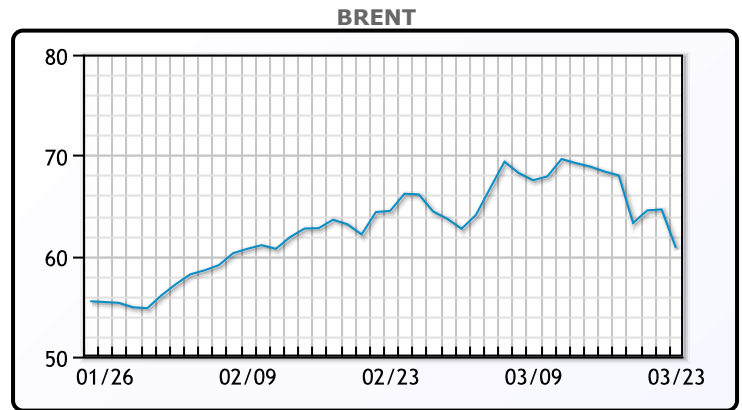
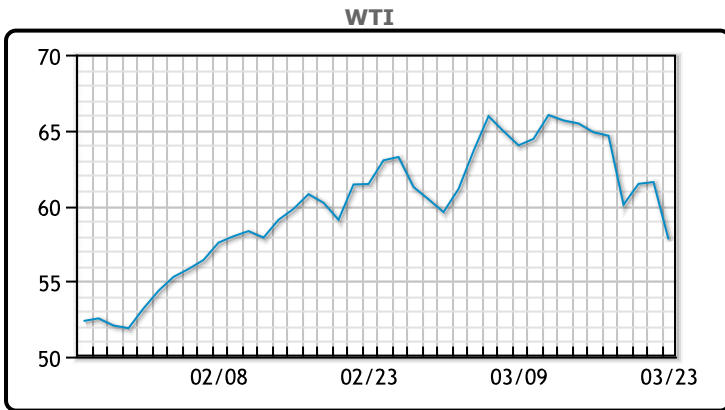
<https://www.pflpetroleum.com>
 1865 Veterans Park Dr. Suite 303
 Naples, Florida 34109
 Phone: 239-390-2885
 Fax: 239-949-0611
 Mar 23, 2021 7:21 PM

Major Energy Futures		
	Settle	Change
Brent	60.79	-3.83
Gas Oil	497.25	3
Natural Gas	2.508	-0.074
RBOB	189.64	-6.34
ULSD	174.89	-8.04
WTI	57.76	-3.8

Market Commentary

Oil prices continued to tumble as Fed Chair Powell and Treasury Sec Yellen testified today. The two admitted that "valuations are high" in "pockets of the market" but stopped short of saying there were any major problems. A strengthening dollar and stringent lockdowns in Europe are also hurting oil prices. Germany, Europe's largest oil consumer, just extended its lockdown through April 18th. Physical markets have also been indicating oversupply. "Physical prices have been weaker than futures have been suggesting for several weeks now," said Lachlan Shaw, head of commodity research and National Australia Bank. WTI traded down \$3.80 or -6.17% to close at \$57.76. Brent traded down \$3.83 or -5.9% to close at \$60.79.

Crude & Product Markets

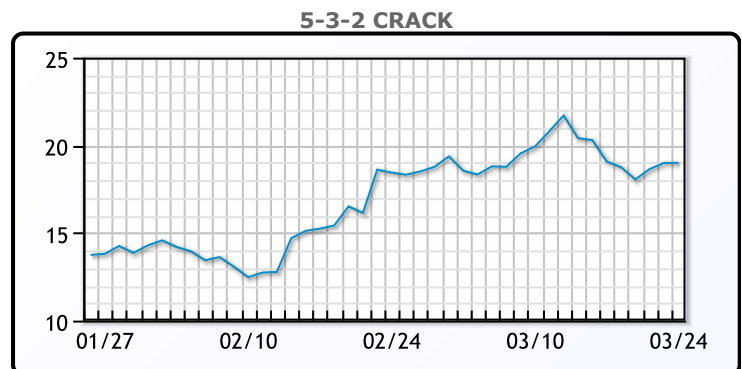
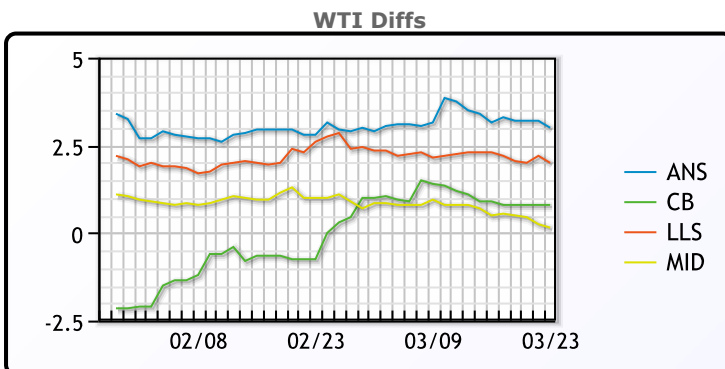


CRUDE

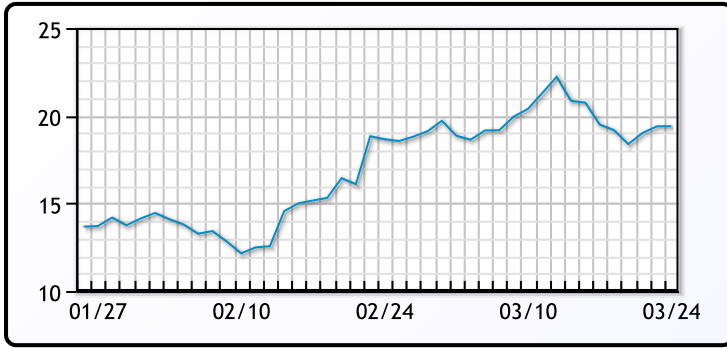
	Last	Week Ago	Month Ago
ANS	60.71	67.95	64.57
BLS	58.51	65.7	61.92
LLS	59.71	67.1	64.47
Mid	57.86	65.3	62.72
WTI	57.71	64.8	61.62

PRODUCTS

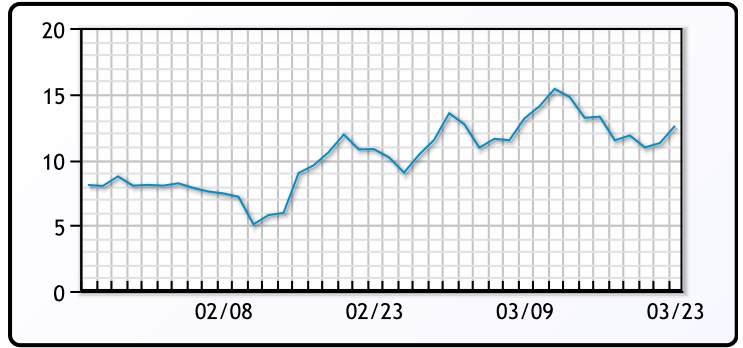
	Last	Week Ago	Month Ago
Gulf RBOB	184.09	207.12	184.75
Gulf ULSD	171.27	189.97	184.22
NYH RBOB	178.64	200.37	185.11
NYH ULSD	174.16	193.02	187.05
USGC 3%	51.13	58.13	54.88



3-2-1 Crack



Gulf 3-2-1 Crack



NGLs

MB

	Last	Week Ago	Month Ago
Butane	93	102.25	91.75
IsoButane	90	98.75	99.25
Natural Gasoline	137.5	150	142.5
Propane	88	92.625	96

CONWAY

	Last	Week Ago	Month Ago
Butane	88	95.75	93
IsoButane	108	118	114
Natural Gasoline	130.5	151.5	142
Propane	81.5	85	122

MB NON

	Last	Week Ago	Month Ago
Butane	91	100.25	98.75
IsoButane	90	98.75	99.25
Natural Gasoline	130	149.5	143.75
Propane	89.75	94.25	93.75

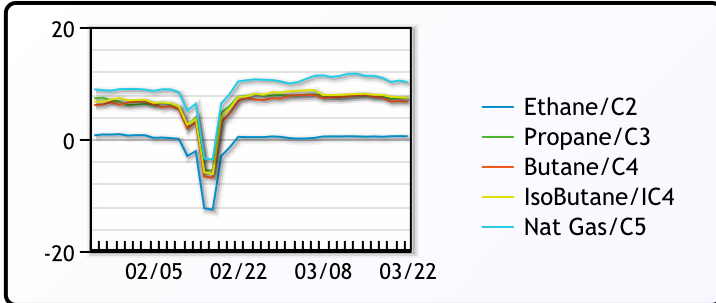
EDMONTON

	Last	Week Ago	Month Ago
Propane	53.25	52.25	81

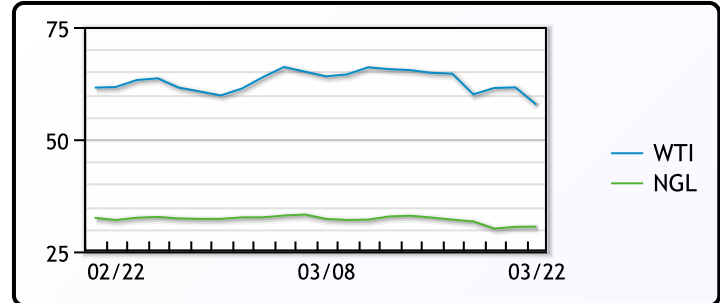
SARNIA

	Last	Week Ago	Month Ago
Propane	109.5	109.5	115

FRAC SPREAD



WTI vs NGL



FX

	Last	Change
CAD	1.2589	0.0001
DXY	92.33601	0.59401
Gold	1727.02	-0.05

RATES

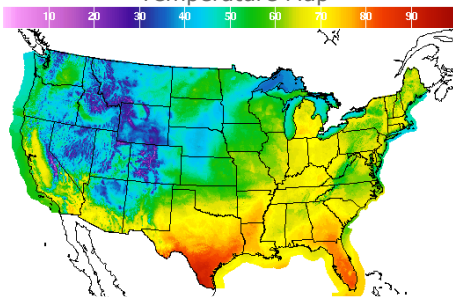
	Last	Change
US 2yr	0.1452	-0.002
US 10yr	1.6206	-0.074
CAN 10yr	1.494	-0.06

EQUITIES

	Last	Change
Nasdaq	13227.7	-149.84
TSX	1115.774	-5.671
S&P 500	3910.52	-30.07

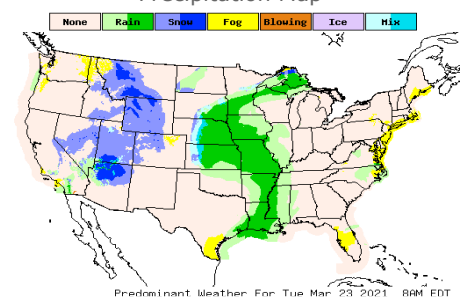
Weather Data

Temperature Map



City	HIGH °F	LOW °F
Calgary	42	24
Conway	53	31
Cushing	57	45
Denver	42	32
Houston	81	62
Mont Belvieu	80	62
Sarnia	62	45
Williston	47	35

Precipitation Map



This report has been prepared by PFL Petroleum Limited personnel for your information only and the views expressed are intended to provide market commentary and are not recommendations. This report is not an offer to sell or a solicitation of any offer to buy any security. The information contained herein has been compiled by PFL from sources believed to be reliable, but no representation or warranty, express or implied, is made by PFL Petroleum Limited, its affiliates or any other person as to its accuracy, completeness or correctness. Copyright 2017 PFL Petroleum Limited. All Rights Reserved