



MARKET DAILY

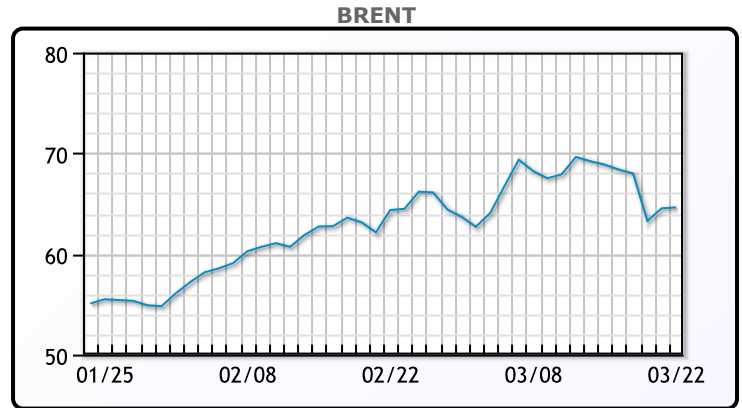
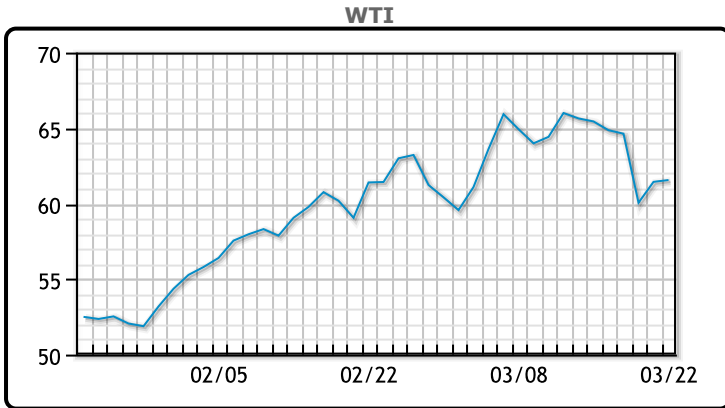
<https://www.pflpetroleum.com>
 1865 Veterans Park Dr. Suite 303
 Naples, Florida 34109
 Phone: 239-390-2885
 Fax: 239-949-0611
 Mar 22, 2021 6:48 PM

Major Energy Futures		
	Settle	Change
Brent	64.62	0.09
Gas Oil	513.5	-5
Natural Gas	2.582	0.047
RBOB	195.98	1.67
ULSD	182.93	0.7
WTI	61.56	0.12

Market Commentary

Oil prices were flat today after a big sell-off last week. European countries are enacting more coronavirus lockdowns as their vaccine rollout slows, making a quick demand recovery look less likely. Nearly a third of French people entered a month-long lockdown on Saturday while Germany plans to extend its lockdown into a fifth month, according to a draft proposal. Saudi Aramco pledged its support to China, claiming its energy security would be its number one priority over the next 50 years. WTI traded up \$.12 or .2% to close at \$61.56. Brent traded up \$.09 or .13% to close at \$64.62.

Crude & Product Markets

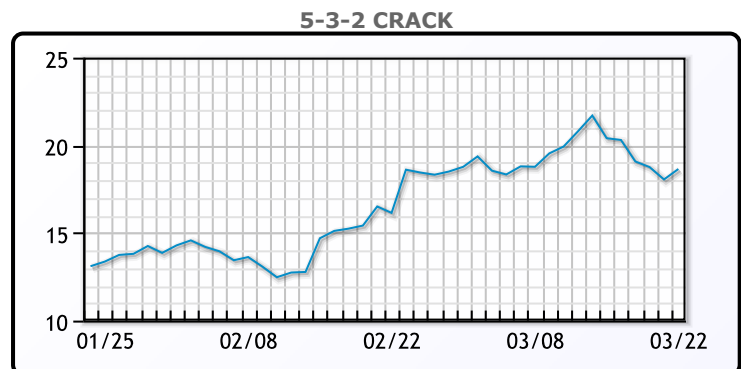
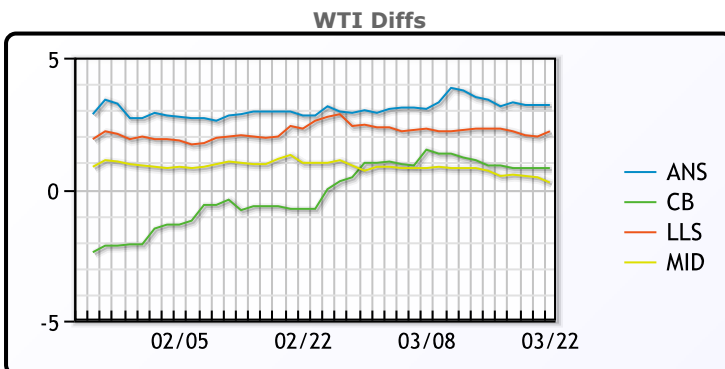


CRUDE

	Last	Week Ago	Month Ago
ANS	64.75	68.79	64.64
BLS	62.35	66.29	61.49
LLS	63.75	67.69	64.24
Mid	61.8	66.09	62.49
WTI	61.55	65.39	61.49

PRODUCTS

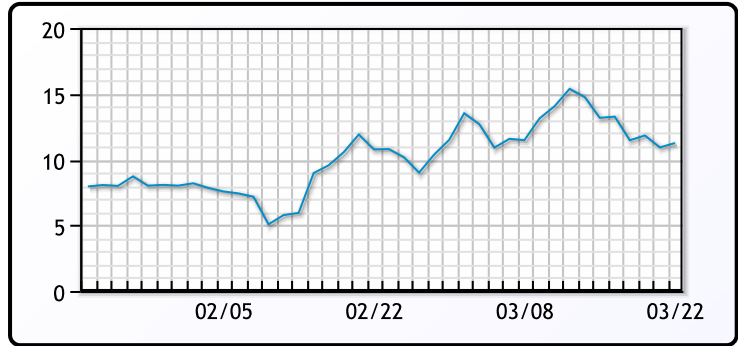
	Last	Week Ago	Month Ago
Gulf RBOB	190.84	207.96	184.09
Gulf ULSD	179.28	192.39	182.83
NYH RBOB	185.73	200.71	183.92
NYH ULSD	182.68	194.64	185.86
USGC 3%	54.63	57.63	55.13



3-2-1 Crack



Gulf 3-2-1 Crack



NGLs

MB

	Last	Week Ago	Month Ago
Butane	96	103	96.75
IsoButane	93	100	97.25
Natural Gasoline	140	154.75	140.5
Propane	90.25	94.25	94.5

CONWAY

	Last	Week Ago	Month Ago
Butane	89.5	96.25	92.5
IsoButane	112	121	113.25
Natural Gasoline	137.75	153	141
Propane	83.25	85.5	111

MB NON

	Last	Week Ago	Month Ago
Butane	94	101	96.75
IsoButane	93	100	97.25
Natural Gasoline	137.75	152	143
Propane	88.13	95	97.38

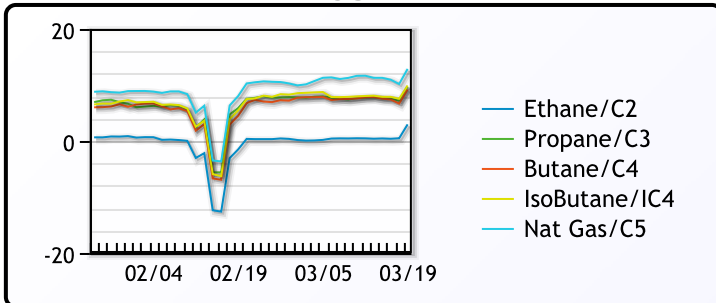
EDMONTON

	Last	Week Ago	Month Ago
Propane	52.5	52.25	92

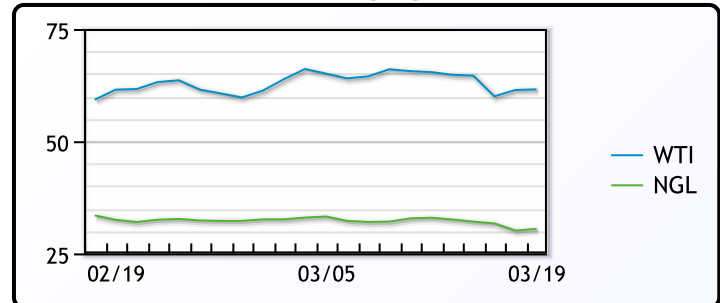
SARNIA

	Last	Week Ago	Month Ago
Propane	109.5	109.5	115

FRAC SPREAD



WTI vs NGL



FX

	Last	Change
CAD	1.2524	0.0002
DXY	91.742	-0.17701
Gold	1739.79	0.76

RATES

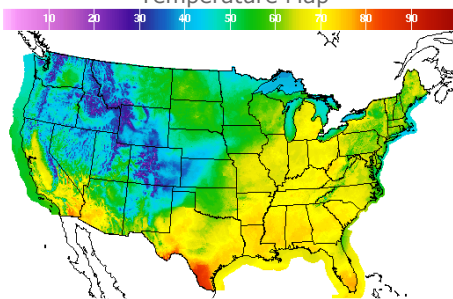
	Last	Change
US 2yr	0.1472	-0.002
US 10yr	1.6946	-0.0264
CAN 10yr	1.554	-0.035

EQUITIES

	Last	Change
Nasdaq	13377.54	162.3
TSX	1121.45	-2.702
S&P 500	3940.59	27.49

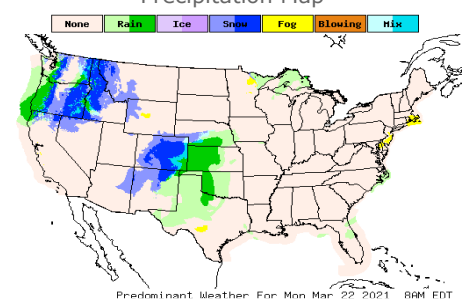
Weather Data

Temperature Map



City	HIGH °F	LOW °F
Calgary	37	28
Conway	48	29
Cushing	56	52
Denver	43	31
Houston	71	59
Mont Belvieu	71	56
Sarnia	64	41
Williston	52	33

Precipitation Map



This report has been prepared by PFL Petroleum Limited personnel for your information only and the views expressed are intended to provide market commentary and are not recommendations. This report is not an offer to sell or a solicitation of any offer to buy any security. The information contained herein has been compiled by PFL from sources believed to be reliable, but no representation or warranty, express or implied, is made by PFL Petroleum Limited, its affiliates or any other person as to its accuracy, completeness or correctness. Copyright 2017 PFL Petroleum Limited. All Rights Reserved