



MARKET DAILY

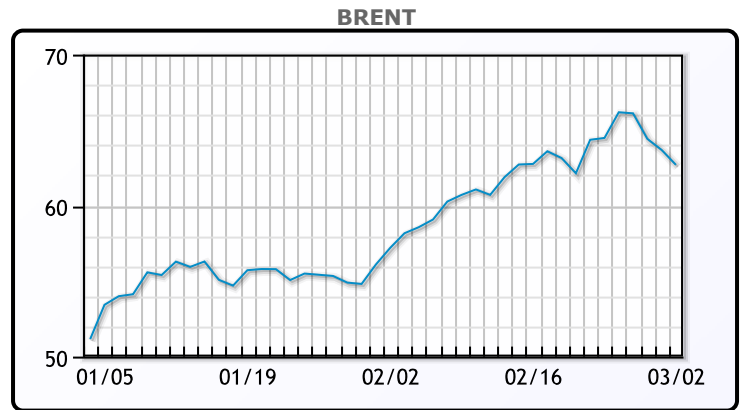
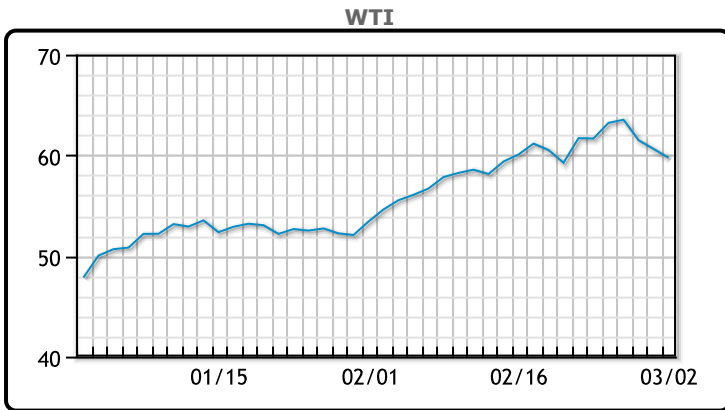
<https://www.pflpetroleum.com>
 1865 Veterans Park Dr. Suite 303
 Naples, Florida 34109
 Phone: 239-390-2885
 Fax: 239-949-0611
 Mar 2, 2021 6:39 PM

Major Energy Futures		
	Settle	Change
Brent	62.7	-0.99
Gas Oil	517.75	-5.25
Natural Gas	2.839	0.062
RBOB	193.64	-0.65
ULSD	180.81	-1.11
WTI	59.75	-0.89

Market Commentary

Oil prices are down today (down over 7% over the last week or so) as OPEC+ is set to meet later this week. Prices had hit their highest levels since January last week but traded to one week lows today. OPEC Secretary General Mohammad Barkindo said the outlook for oil demand was looking more positive, particularly in Asia "The oil market has finally reached a stage that hints recovery, as it is the first time in a year that everyone expects OPEC+ to justifiably bring more output back to production mode," said Bjornar Tonhaugen, head of oil markets at Rystad Energy. WTI traded down \$.89 or -1.47% to close at \$59.75. Brent traded down \$.99 or -1.55% to close at \$62.70.

Crude & Product Markets

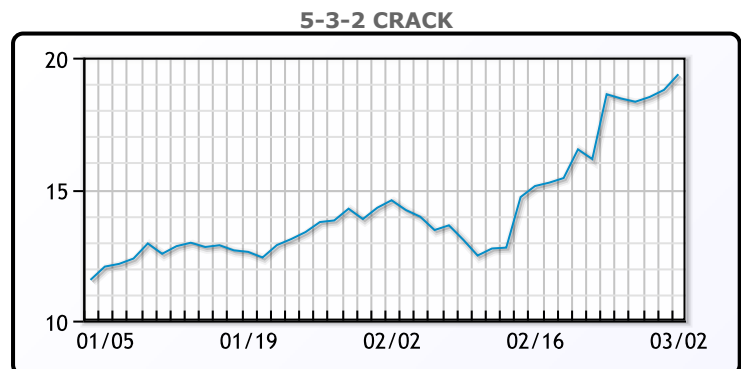
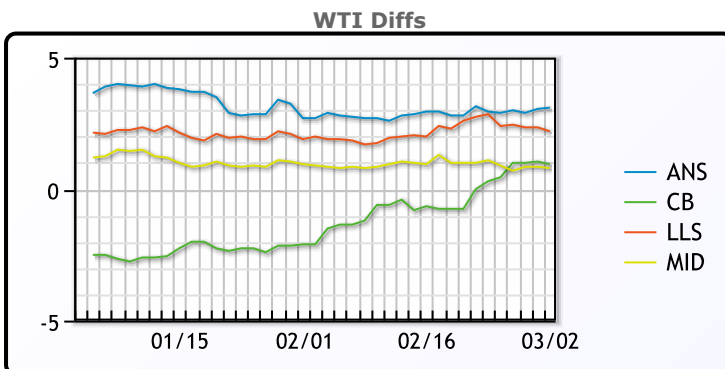


CRUDE

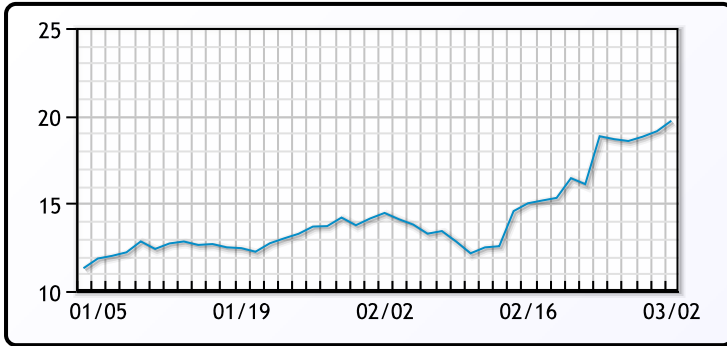
	Last	Week Ago	Month Ago
ANS	62.85	64.57	57.56
BLS	60.7	61.92	53.41
LLS	61.95	64.47	56.66
Mid	60.55	62.72	55.56
WTI	59.75	61.62	54.76

PRODUCTS

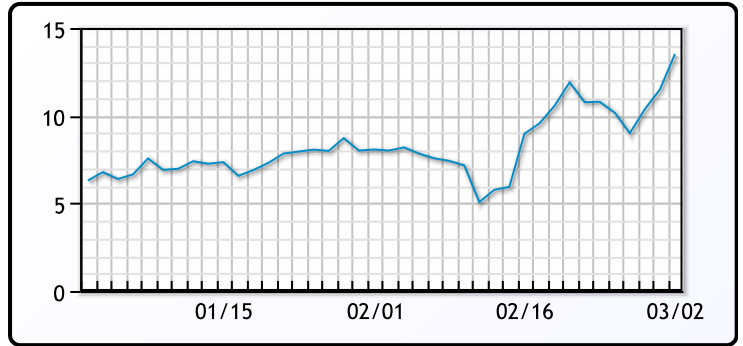
	Last	Week Ago	Month Ago
Gulf RBOB	188.89	184.75	156.85
Gulf ULSD	179.06	184.22	162.34
NYH RBOB	185.14	185.11	163.3
NYH ULSD	181.06	187.05	167.71
USGC 3%	54.13	54.88	50.63



3-2-1 Crack



Gulf 3-2-1 Crack



NGLs

MB

	Last	Week Ago	Month Ago
Butane	109.5	91.75	97.75
IsoButane	110.5	99.25	94.75
Natural Gasoline	141	142.5	127.75
Propane	97	96	83

CONWAY

	Last	Week Ago	Month Ago
Butane	96	93	91.75
IsoButane	124	114	114
Natural Gasoline	139.5	142	123
Propane	89.75	122	87.5

MB NON

	Last	Week Ago	Month Ago
Butane	109.5	98.75	94.75
IsoButane	110.5	99.25	94.75
Natural Gasoline	138.5	143.75	129.75
Propane	96.5	93.75	84.13

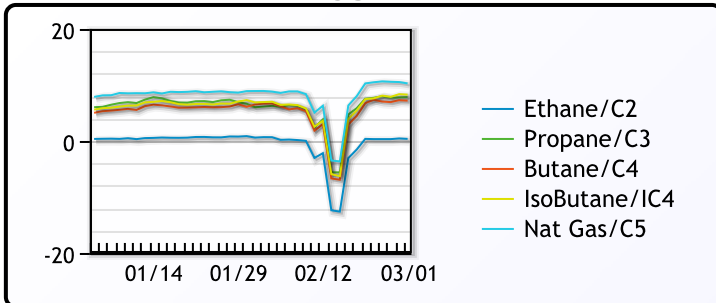
EDMONTON

	Last	Week Ago	Month Ago
Propane	62.63	81	49.25

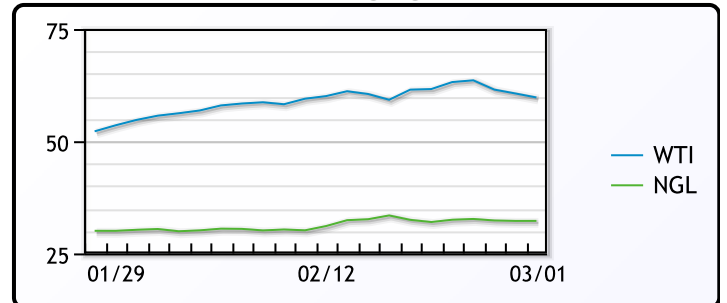
SARNIA

	Last	Week Ago	Month Ago
Propane	112.5	115	108.25

FRAC SPREAD



WTI vs NGL



FX

	Last	Change
CAD	1.2641	0.0006
DXY	90.785	-0.254
Gold	1738.7	0.34

RATES

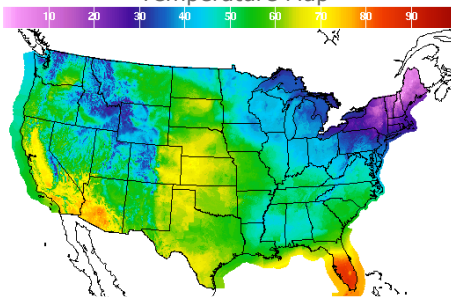
	Last	Change
US 2yr	0.1211	0.002
US 10yr	1.3914	-0.0256
CAN 10yr	1.331	-0.013

EQUITIES

	Last	Change
Nasdaq	13358.79	-230.04
TSX	1096.58	8.693
S&P 500	3870.29	-31.53

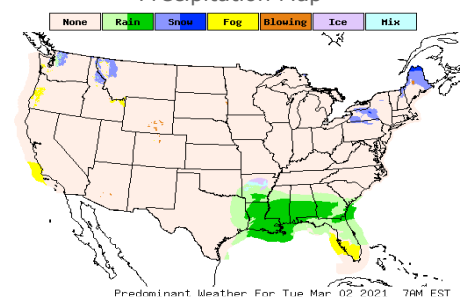
Weather Data

Temperature Map



City	HIGH °F	LOW °F
Calgary	42	21
Conway	39	23
Cushing	63	38
Denver	59	33
Houston	64	51
Mont Belvieu	61	48
Sarnia	33	18
Williston	51	36

Precipitation Map



This report has been prepared by PFL Petroleum Limited personnel for your information only and the views expressed are intended to provide market commentary and are not recommendations. This report is not an offer to sell or a solicitation of any offer to buy any security. The information contained herein has been compiled by PFL from sources believed to be reliable, but no representation or warranty, express or implied, is made by PFL Petroleum Limited, its affiliates or any other person as to its accuracy, completeness or correctness. Copyright 2017 PFL Petroleum Limited. All Rights Reserved