



MARKET DAILY

<https://www.pflpetroleum.com>
 1865 Veterans Park Dr. Suite 303
 Naples, Florida 34109
 Phone: 239-390-2885
 Fax: 239-949-0611
 Mar 18, 2021 7:27 PM

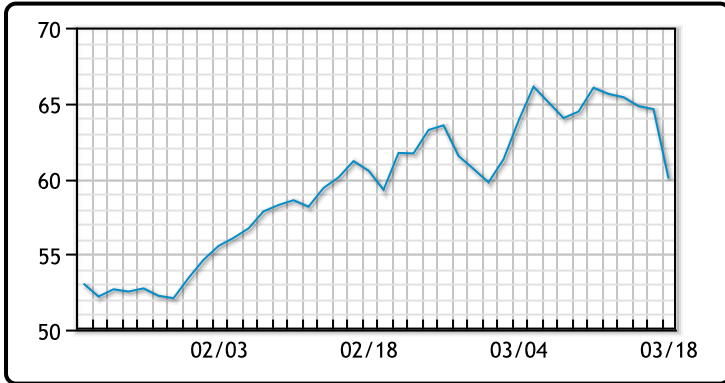
Major Energy Futures		
	Settle	Change
Brent	63.28	-4.72
Gas Oil	515.5	-6.25
Natural Gas	2.481	-0.047
RBOB	194.41	-10.3
ULSD	178.42	-12.19
WTI	60	-4.6

Market Commentary

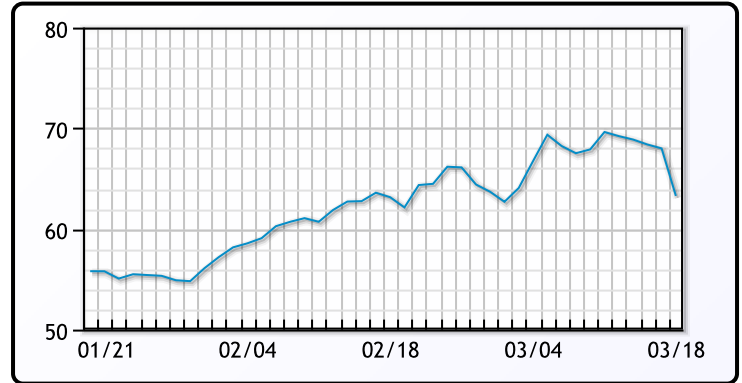
Oil prices collapsed today for a fifth day in a row today to the lowest level this month on a stronger dollar and rising geopolitical tensions. A sharp rise in the value of the dollar after yesterday's U.S. Federal Reserve meeting is also contributing to the oil sell-off. The US is threatening more sanctions on Russia, and analysts are speculating that Russia could flood the oil market to hurt US producers in retaliation. The market is also wary of more inventory increases, especially now as WTI front month contract is back in contango. Some countries have halted the use of the AstraZeneca vaccine, and any delays in vaccine rollout will be bearish for fuel demand. WTI traded down \$4.60 or -7.12% to close at \$60.00. Brent traded down \$4.72 or -6.94% to close at \$63.28.

Crude & Product Markets

WTI



BRENT



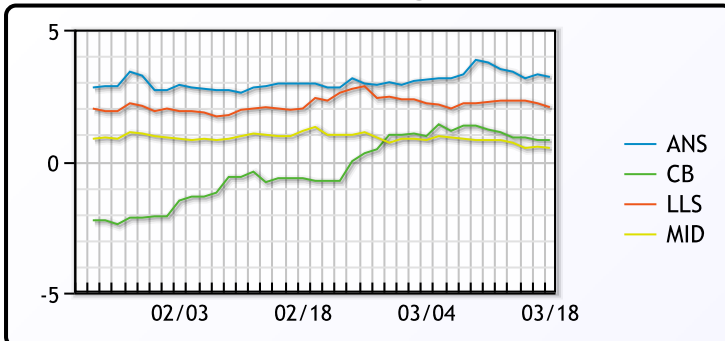
CRUDE

	Last	Week Ago	Month Ago
ANS	63.2	69.77	63.32
BLS	60.8	67.22	59.77
LLS	62.05	68.27	62.82
Mid	60.5	66.82	61.52
WTI	60	66.02	60.52

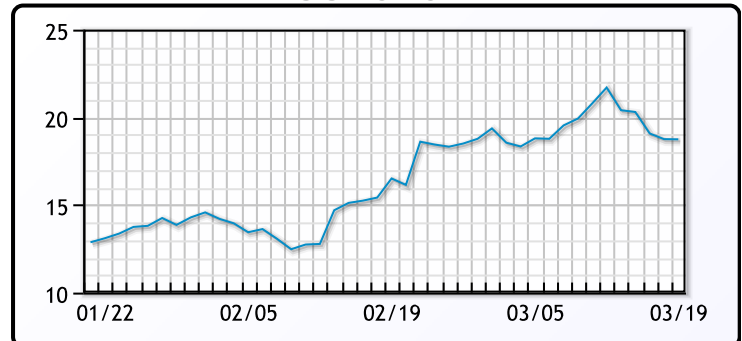
PRODUCTS

	Last	Week Ago	Month Ago
Gulf RBOB	190.79	212.05	177.18
Gulf ULSD	174.9	193.57	180.78
NYH RBOB	185.41	204.55	179.78
NYH ULSD	178.17	195.69	183.89
USGC 3%	52.88	59.63	54.63

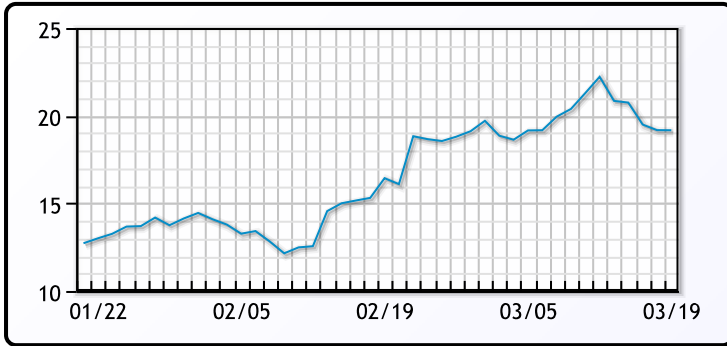
WTI Diffs



5-3-2 CRACK



3-2-1 Crack



Gulf 3-2-1 Crack



NGLs

MB

	Last	Week Ago	Month Ago
Butane	95.5	103.75	100.25
IsoButane	91.75	100	100.25
Natural Gasoline	146.25	150.5	138
Propane	88	93	103.5

CONWAY

	Last	Week Ago	Month Ago
Butane	91	95.25	94
IsoButane	115	120	115
Natural Gasoline	138	152	136
Propane	82.25	83.5	120

MB NON

	Last	Week Ago	Month Ago
Butane	93.5	101.75	97.25
IsoButane	91.75	100	100.25
Natural Gasoline	137	153.75	140.5
Propane	92	90.5	96

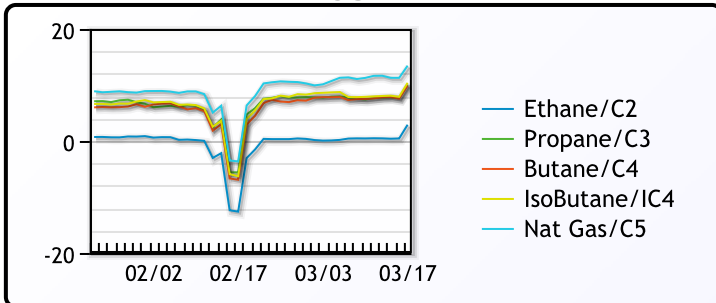
EDMONTON

	Last	Week Ago	Month Ago
Propane	54.75	49.5	81

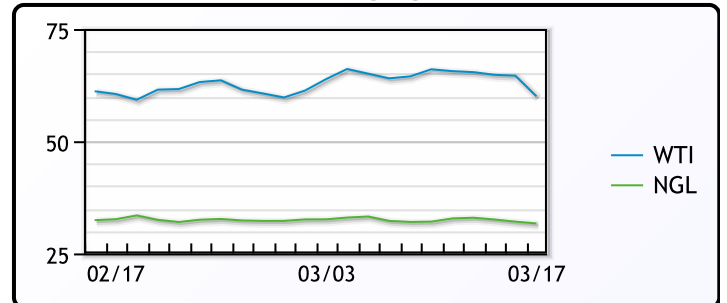
SARNIA

	Last	Week Ago	Month Ago
Propane	109.5	109.5	102.5

FRAC SPREAD



WTI vs NGL



FX

	Last	Change
CAD	1.2494	0.0007
DXY	91.86201	0.42001
Gold	1735.99	-0.43

RATES

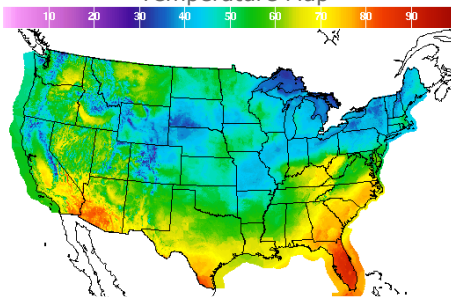
	Last	Change
US 2yr	0.1531	0.0201
US 10yr	1.7082	0.0655
CAN 10yr	1.612	0.022

EQUITIES

	Last	Change
Nasdaq	13116.17	-409.03
TSX	1124.56	-6.265
S&P 500	3915.46	-58.66

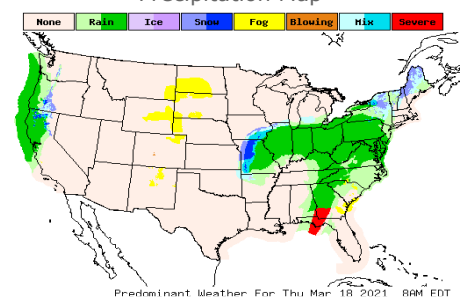
Weather Data

Temperature Map



City	HIGH °F	LOW °F
Calgary	58	32
Conway	51	29
Cushing	52	36
Denver	49	29
Houston	66	51
Mont Belvieu	65	48
Sarnia	39	30
Williston	53	30

Precipitation Map



This report has been prepared by PFL Petroleum Limited personnel for your information only and the views expressed are intended to provide market commentary and are not recommendations. This report is not an offer to sell or a solicitation of any offer to buy any security. The information contained herein has been compiled by PFL from sources believed to be reliable, but no representation or warranty, express or implied, is made by PFL Petroleum Limited, its affiliates or any other person as to its accuracy, completeness or correctness. Copyright 2017 PFL Petroleum Limited. All Rights Reserved