



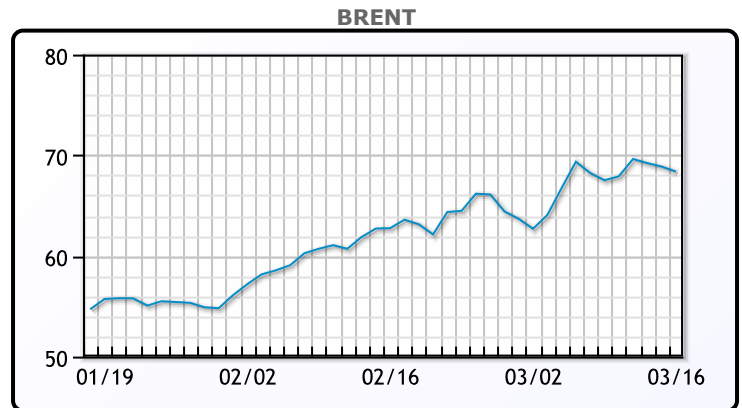
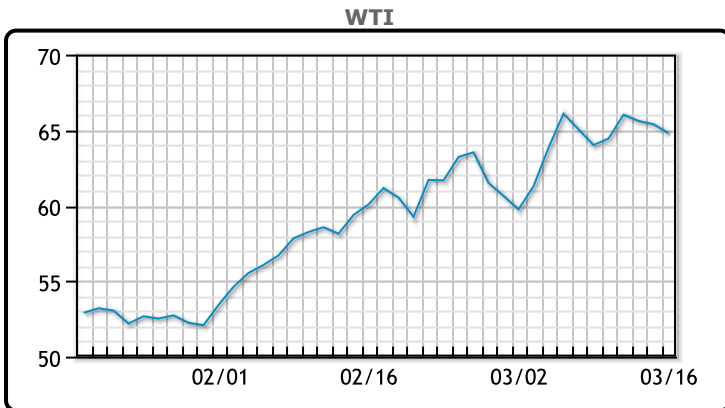
MARKET DAILY

<https://www.pflpetroleum.com>
 1865 Veterans Park Dr. Suite 303
 Naples, Florida 34109
 Phone: 239-390-2885
 Fax: 239-949-0611
 Mar 16, 2021 7:55 PM

Major Energy Futures		
	Settle	Change
Brent	68.39	-0.49
Gas Oil	538.5	-9.25
Natural Gas	2.562	0.078
RBOB	210.12	-0.34
ULSD	193.27	-1.62
WTI	64.8	-0.59

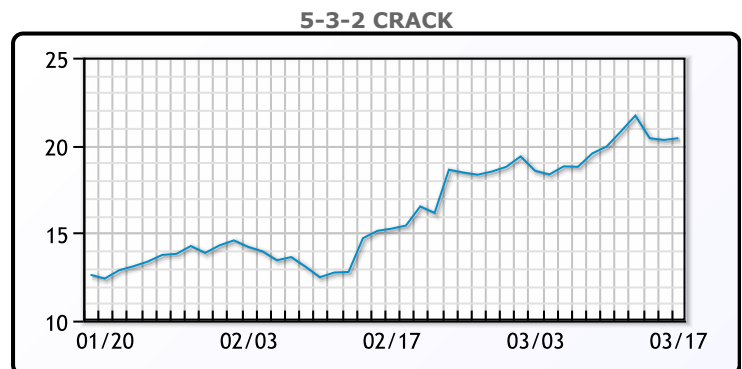
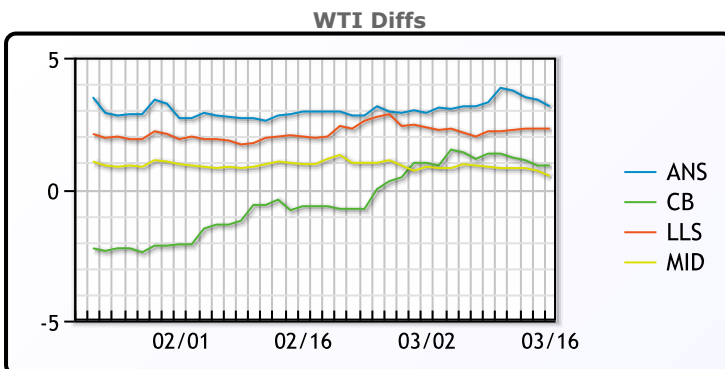
Market Commentary

Crude & Product Markets

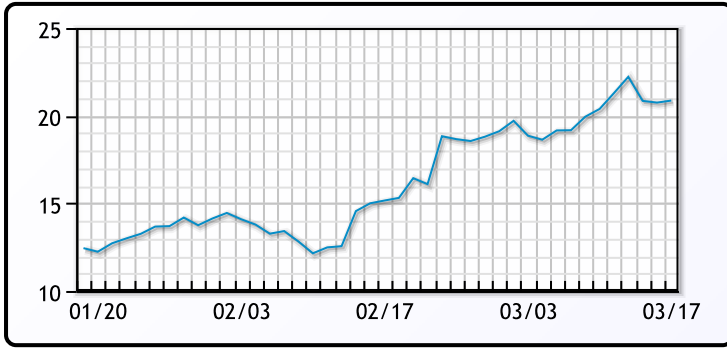


CRUDE			
	Last	Week Ago	Month Ago
ANS	67.95	67.31	63
BLS	65.7	65.36	59.4
LLS	67.1	66.21	62.05
Mid	65.3	64.86	61.2
WTI	64.8	64.01	60.05

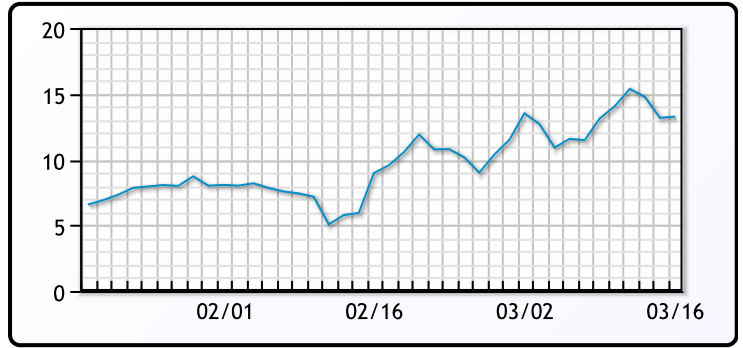
PRODUCTS			
	Last	Week Ago	Month Ago
Gulf RBOB	207.12	199.77	173.66
Gulf ULSD	189.97	187.98	176.79
NYH RBOB	200.37	194.02	177.91
NYH ULSD	193.02	189.85	182.69
USGC 3%	58.13	57.88	54.38



3-2-1 Crack



Gulf 3-2-1 Crack



NGLs

MB

	Last	Week Ago	Month Ago
Butane	102.25	102	94
IsoButane	98.75	98.25	91.75
Natural Gasoline	150	151	133.75
Propane	92.625	91.75	89.5

CONWAY

	Last	Week Ago	Month Ago
Butane	95.75	95	87
IsoButane	118	121.5	113.75
Natural Gasoline	151.5	148.75	130
Propane	85	84.5	90.5

MB NON

	Last	Week Ago	Month Ago
Butane	100.25	100	91
IsoButane	98.75	98.25	91.75
Natural Gasoline	149.5	148.75	133.5
Propane	94.25	93.5	89

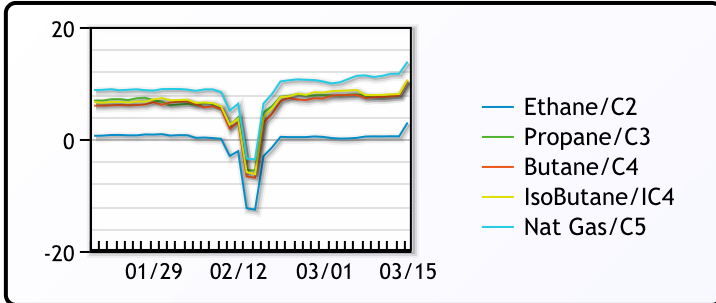
EDMONTON

	Last	Week Ago	Month Ago
Propane	52.25	54.75	55.5

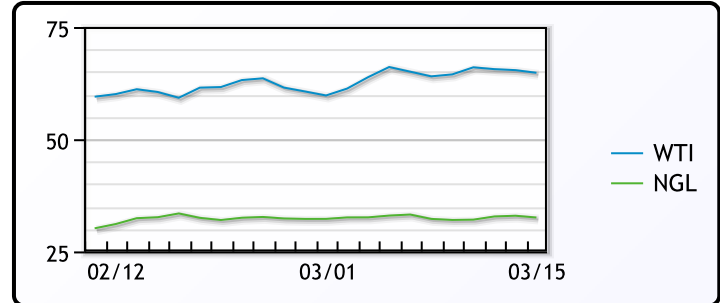
SARNIA

	Last	Week Ago	Month Ago
Propane	109.5	114	108

FRAC SPREAD



WTI vs NGL



FX

	Last	Change
CAD	1.2444	-0.0004
DXY	91.86501	0.032
Gold	1731.83	0.43

RATES

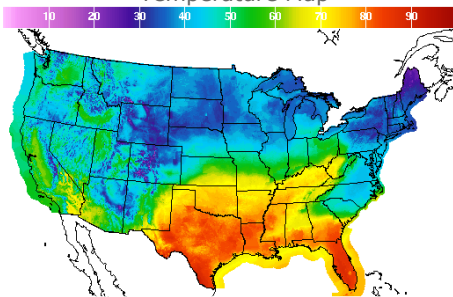
	Last	Change
US 2yr	0.149	-0.002
US 10yr	1.6179	0.0124
CAN 10yr	1.57	0.029

EQUITIES

	Last	Change
Nasdaq	13471.57	11.86
TSX	1123.742	-4.334
S&P 500	3962.71	-6.23

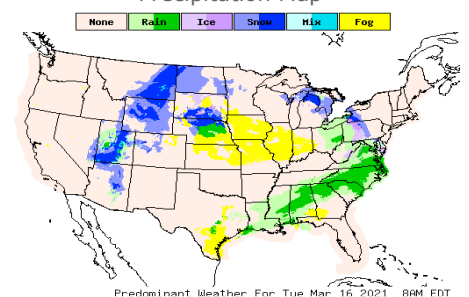
Weather Data

Temperature Map



City	HIGH °F	LOW °F
Calgary	44	26
Conway	41	28
Cushing	76	47
Denver	37	27
Houston	79	67
Mont Belvieu	76	65
Sarnia	41	28
Williston	38	33

Precipitation Map



This report has been prepared by PFL Petroleum Limited personnel for your information only and the views expressed are intended to provide market commentary and are not recommendations. This report is not an offer to sell or a solicitation of any offer to buy any security. The information contained herein has been compiled by PFL from sources believed to be reliable, but no representation or warranty, express or implied, is made by PFL Petroleum Limited, its affiliates or any other person as to its accuracy, completeness or correctness. Copyright 2017 PFL Petroleum Limited. All Rights Reserved