



MARKET DAILY

<https://www.pflpetroleum.com>
 1865 Veterans Park Dr. Suite 303
 Naples, Florida 34109
 Phone: 239-390-2885
 Fax: 239-949-0611
 Mar 15, 2021 8:14 PM

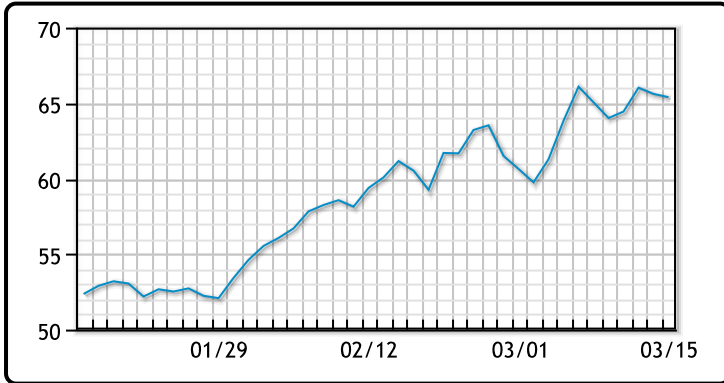
Major Energy Futures		
	Settle	Change
Brent	68.88	-0.34
Gas Oil	544	-9.25
Natural Gas	2.484	-0.116
RBOB	210.46	-4.54
ULSD	194.89	-1.86
WTI	65.39	-0.22

Market Commentary

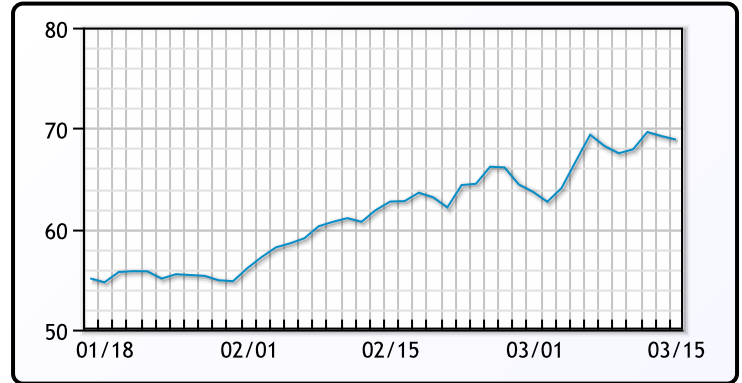
Crude Oil prices declined today with Brent settling down .34 cents to \$68.88 and WTI down .22 cents to \$65.39. The AAA released their report stating that in some US states gasoline prices may reach \$4.00 with many Americans already paying 14% more per gallon than they were in February. "With increased demand and tighter gasoline supplies, we are looking at more expensive pump prices with little relief in the weeks ahead," Jeanette McGee, AAA spokesperson. While WTI crude prices have increased from \$48 per barrel at the start of the year to \$65 per barrel the increase in gasoline prices were exacerbated by oil refinery outages from the devastating cold temperatures in Texas.

Crude & Product Markets

WTI



BRENT



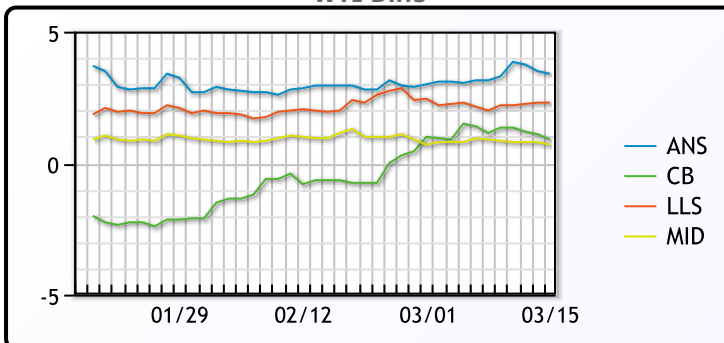
CRUDE

	Last	Week Ago	Month Ago
ANS	68.79	68.2	62.42
BLS	66.29	66.2	58.82
LLS	67.69	67.05	61.42
Mid	66.09	65.95	60.42
WTI	65.39	65.05	59.47

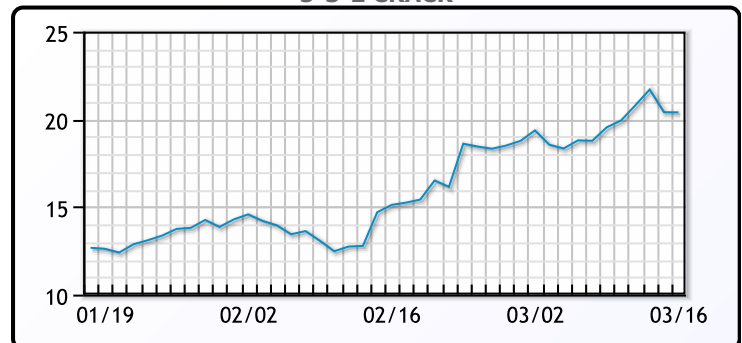
PRODUCTS

	Last	Week Ago	Month Ago
Gulf RBOB	207.96	194.62	163.75
Gulf ULSD	192.39	188.1	171.76
NYH RBOB	200.71	194.37	169.2
NYH ULSD	194.64	190.6	177.64
USGC 3%	57.63	58.38	53.88

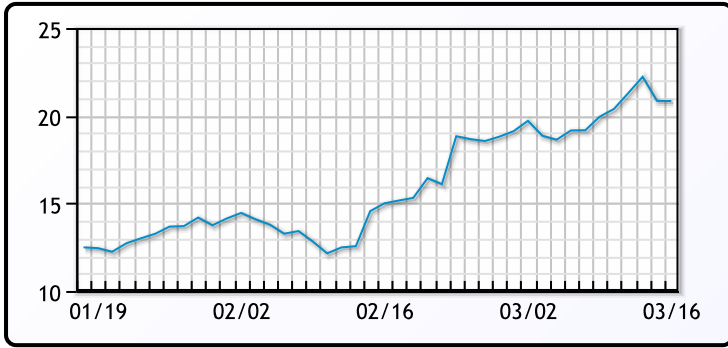
WTI Diffs



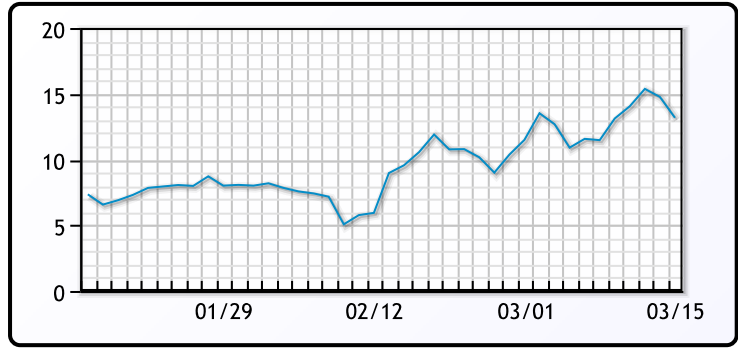
5-3-2 CRACK



3-2-1 Crack



Gulf 3-2-1 Crack



NGLs

MB

	Last	Week Ago	Month Ago
Butane	103	102.75	94
IsoButane	100	99.75	91.75
Natural Gasoline	154.75	151.75	133.75
Propane	94.25	94	89.5

CONWAY

	Last	Week Ago	Month Ago
Butane	96.25	96	87
IsoButane	121	122	113.75
Natural Gasoline	153	149	130
Propane	85.5	87.5	90.5

MB NON

	Last	Week Ago	Month Ago
Butane	101	102.75	91
IsoButane	100	99.75	91.75
Natural Gasoline	152	149.75	133.5
Propane	95	96.5	89

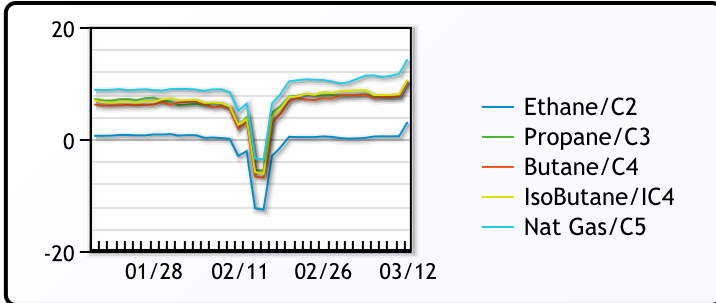
EDMONTON

	Last	Week Ago	Month Ago
Propane	52.25	58	55.5

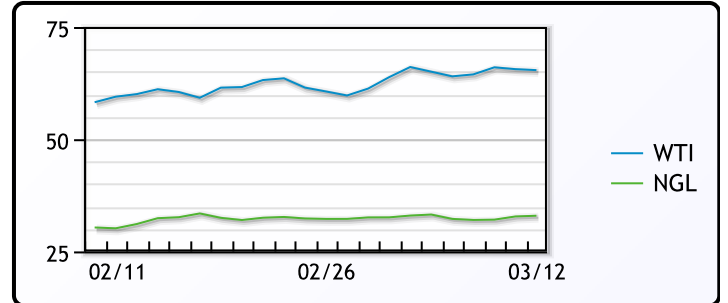
SARNIA

	Last	Week Ago	Month Ago
Propane	109.5	114	108

FRAC SPREAD



WTI vs NGL



FX

	Last	Change
CAD	1.2475	0.0003
DXY	91.824	-0.00901
Gold	1731.73	0.06

RATES

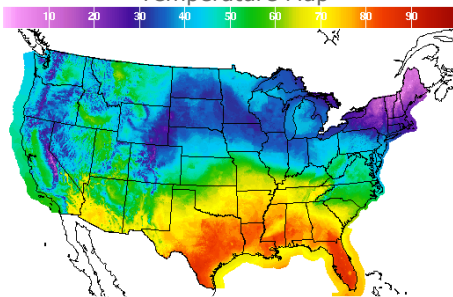
	Last	Change
US 2yr	0.149	-0.002
US 10yr	1.6003	-0.0052
CAN 10yr	1.541	-0.046

EQUITIES

	Last	Change
Nasdaq	13459.71	139.85
TSX	1128.076	6.37
S&P 500	3968.94	25.6

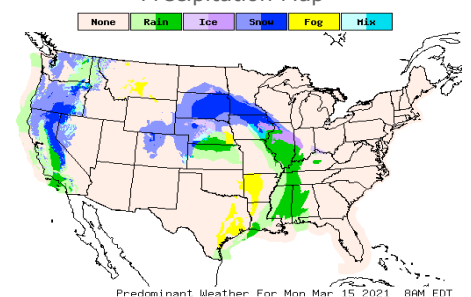
Weather Data

Temperature Map



City	HIGH °F	LOW °F
Calgary	36	27
Conway	41	27
Cushing	63	48
Denver	36	14
Houston	81	62
Mont Belvieu	77	60
Sarnia	36	24
Williston	42	32

Precipitation Map



This report has been prepared by PFL Petroleum Limited personnel for your information only and the views expressed are intended to provide market commentary and are not recommendations. This report is not an offer to sell or a solicitation of any offer to buy any security. The information contained herein has been compiled by PFL from sources believed to be reliable, but no representation or warranty, express or implied, is made by PFL Petroleum Limited, its affiliates or any other person as to its accuracy, completeness or correctness. Copyright 2017 PFL Petroleum Limited. All Rights Reserved