



MARKET DAILY

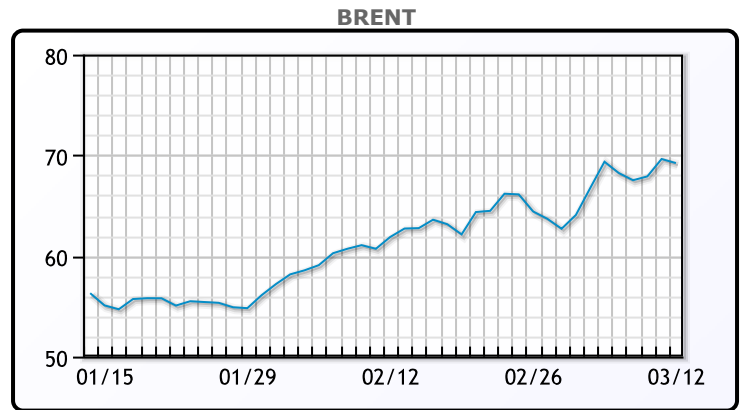
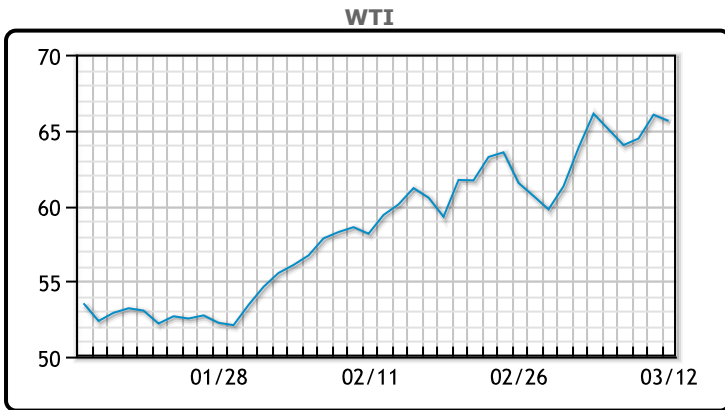
<https://www.pflpetroleum.com>
 1865 Veterans Park Dr. Suite 303
 Naples, Florida 34109
 Phone: 239-390-2885
 Fax: 239-949-0611
 Mar 12, 2021 7:04 PM

Major Energy Futures		
	Settle	Change
Brent	69.22	-0.41
Gas Oil	553.25	14.75
Natural Gas	2.6	-0.024
RBOB	215	5.85
ULSD	196.75	4.21
WTI	65.61	-0.41

Market Commentary

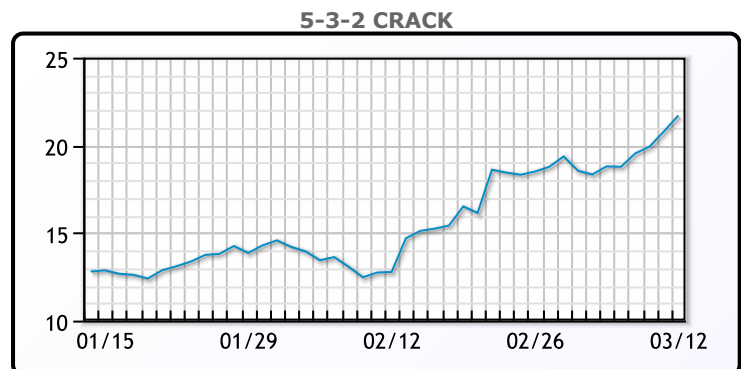
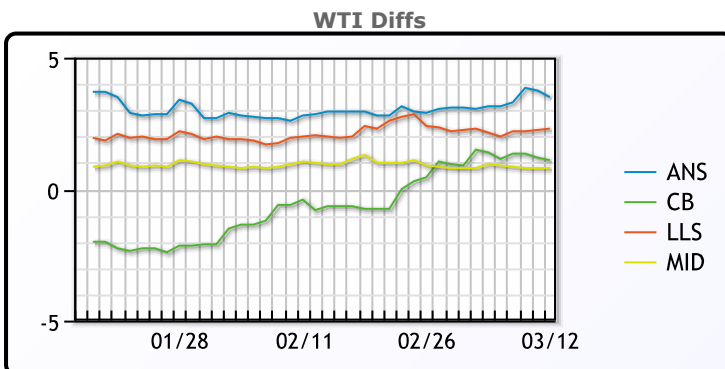
Brent crude oil fell today .41 cents to settle at \$69.22 and WTI followed suit dropping .41 cents to settle at \$65.61. The decision by major producers to cut production along with optimism over demand has allowed crude pricing to stay near \$70 per barrel. Front month Brent is expected to witness weekly gains after reaching a thirteen week high following attacks on the oil facilities in Saudi Arabia. Investors are putting funds into commodities with the expectation of a recovery in crude oil demand during the second half of 2021. The optimistic outlook is being driven by the wider roll-out of COVID19 vaccines. According to the notes from the FGE analysts "Assuming vaccination programmes are successful, we expect pent-up demand for gasoline to be released this summer during the US and European driving season."

Crude & Product Markets

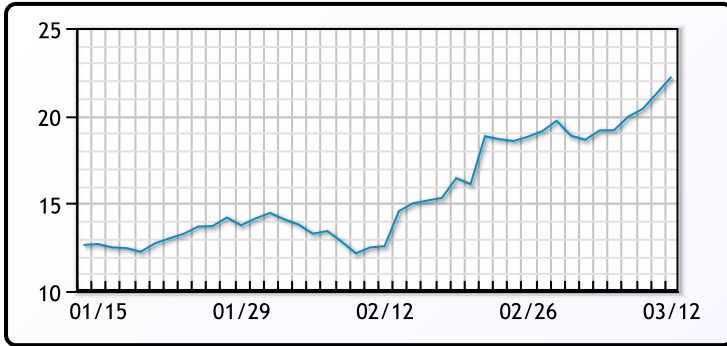


CRUDE	Last	Week Ago	Month Ago
ANS	69.11	69.24	62.42
BLS	66.71	67.49	58.82
LLS	67.91	68.24	61.42
Mid	66.41	67.04	60.42
WTI	65.61	66.09	59.47

PRODUCTS	Last	Week Ago	Month Ago
Gulf RBOB	213.5	197.35	163.75
Gulf ULSD	194.38	192	171.76
NYH RBOB	205.13	195.47	169.2
NYH ULSD	196.5	194.4	177.64
USGC 3%	58.38	59.88	53.88



3-2-1 Crack



Gulf 3-2-1 Crack



NGLs

MB

	Last	Week Ago	Month Ago
Butane	69.625	107.5	94
IsoButane	71.375	103.5	91.75
Natural Gasoline	154.75	146.5	130.25
Propane	63.375	97	89.5

CONWAY

	Last	Week Ago	Month Ago
Butane	75.25	98	87
IsoButane	74.38	123	113.75
Natural Gasoline	124.75	149.5	130
Propane	66.167	89.5	90.5

MB NON

	Last	Week Ago	Month Ago
Butane	71.625	107.5	91
IsoButane	71.375	103.5	91.75
Natural Gasoline	119.25	152	133.5
Propane	93.25	97.13	84

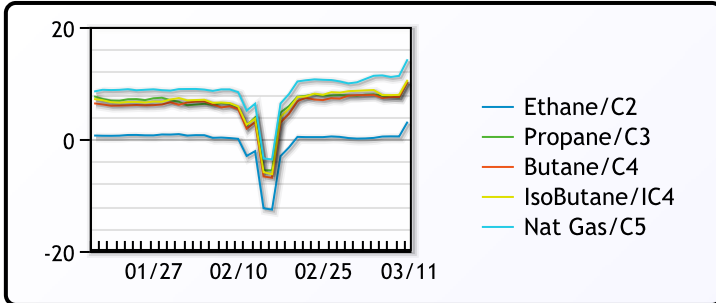
EDMONTON

	Last	Week Ago	Month Ago
Propane	50.75	58	52

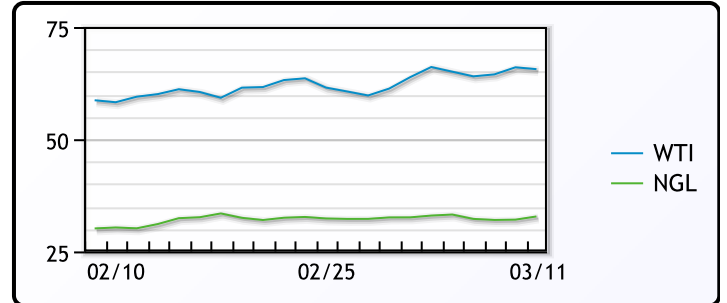
SARNIA

	Last	Week Ago	Month Ago
Propane	109.5	114	108

FRAC SPREAD



WTI vs NGL



FX

	Last	Change
CAD	1.2475	-0.0058
DXY	91.679	0.25899
Gold	1727.11	4.51

RATES

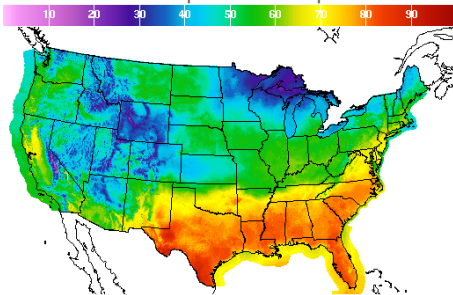
	Last	Change
US 2yr	0.147	0.0081
US 10yr	1.6247	0.0877
CAN 10yr	1.587	0.147

EQUITIES

	Last	Change
Nasdaq	13319.86	-78.81
TSX	1121.71	0.263
S&P 500	3943.34	4

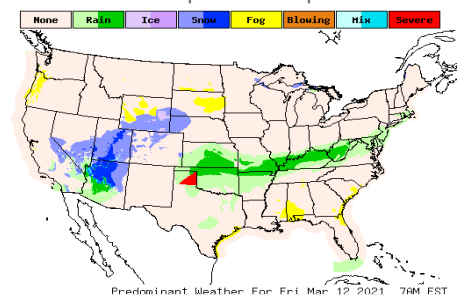
Weather Data

Temperature Map



City	HIGH °F	LOW °F
Calgary	54	24
Conway	44	17
Cushing	67	48
Denver	47	36
Houston	79	67
Mont Belvieu	74	64
Sarnia	49	29
Williston	53	26

Precipitation Map



This report has been prepared by PFL Petroleum Limited personnel for your information only and the views expressed are intended to provide market commentary and are not recommendations. This report is not an offer to sell or a solicitation of any offer to buy any security. The information contained herein has been compiled by PFL from sources believed to be reliable, but no representation or warranty, express or implied, is made by PFL Petroleum Limited, its affiliates or any other person as to its accuracy, completeness or correctness. Copyright 2017 PFL Petroleum Limited. All Rights Reserved