



MARKET DAILY

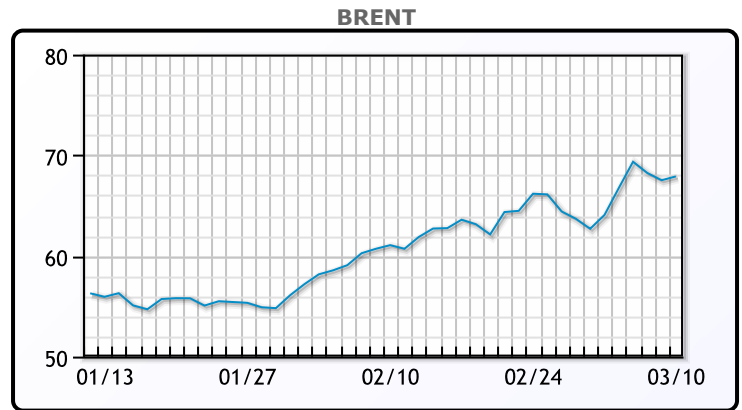
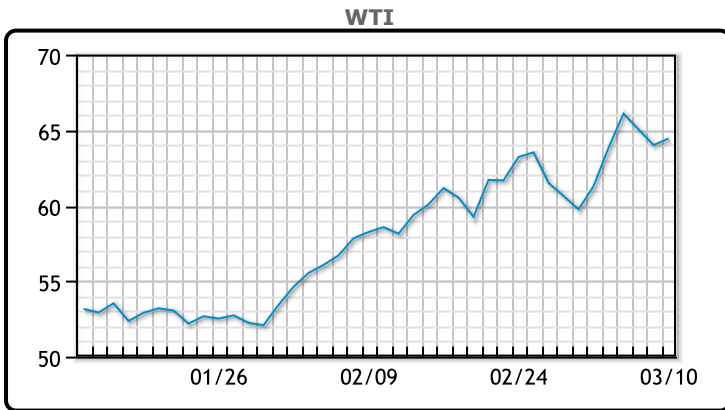
<https://www.pflpetroleum.com>
 1865 Veterans Park Dr. Suite 303
 Naples, Florida 34109
 Phone: 239-390-2885
 Fax: 239-949-0611
 Mar 10, 2021 8:23 PM

Major Energy Futures		
	Settle	Change
Brent	67.9	0.38
Gas Oil	530.5	-7.25
Natural Gas	2.692	0.03
RBOB	207.95	2.93
ULSD	191.73	1
WTI	64.44	0.43

Market Commentary

Crude oil prices increased as vaccine roll-outs bolstered the economic outlook and US fuel stocks decreased. Brent rose by .38 cents to \$67.90 a barrel while WTI was up .43cents to \$64.44. "Gasoline stocks fell... (which) provided the bullish offset and eventually sent oil prices higher on the strong demand for end products, hence an economic recovery," said Stephen Innes, Chief Global Markets Strategist at Axi. "Given the powerful signals from the U.S. re-opening narrative, it still suggests that the path of least resistance for oil prices is higher." US Gasoline stocks decreased by 11.9 million barrels in the week ending March 5th to 231.6 million barrels according to the report released by the EIA. Crude inventories rose by 13.8 million barrels to 498.4 million barrels.

Crude & Product Markets

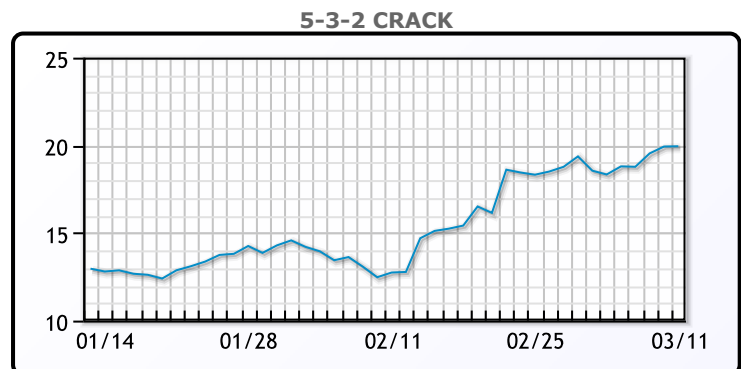
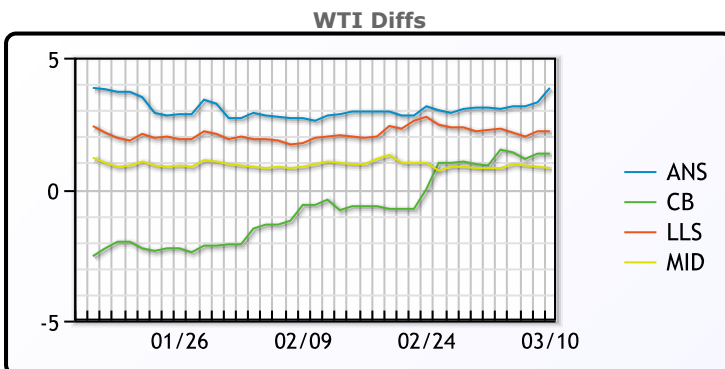


CRUDE

	Last	Week Ago	Month Ago
ANS	68.29	64.38	61.53
BLS	65.79	62.18	57.88
LLS	66.64	63.53	60.73
Mid	65.24	62.08	59.68
WTI	64.44	61.28	58.68

PRODUCTS

	Last	Week Ago	Month Ago
Gulf RBOB	205.45	189.31	158.97
Gulf ULSD	189.03	181.1	170.73
NYH RBOB	196.45	184.93	165.59
NYH ULSD	191.48	183.69	176.55
USGC 3%	58.13	54.88	52.88



3-2-1 Crack



Gulf 3-2-1 Crack



NGLs

MB

	Last	Week Ago	Month Ago
Butane	103.5	110	93.5
IsoButane	99.75	110	91.5
Natural Gasoline	148	138.75	131.5
Propane	91.75	96.5	85.25

CONWAY

	Last	Week Ago	Month Ago
Butane	95.5	97	88
IsoButane	121.5	125	114
Natural Gasoline	149.5	140.5	129
Propane	83.5	88.5	98

MB NON

	Last	Week Ago	Month Ago
Butane	101.5	110	90.5
IsoButane	99.75	110	91.5
Natural Gasoline	149.75	141	131.25
Propane	92	96.75	85.25

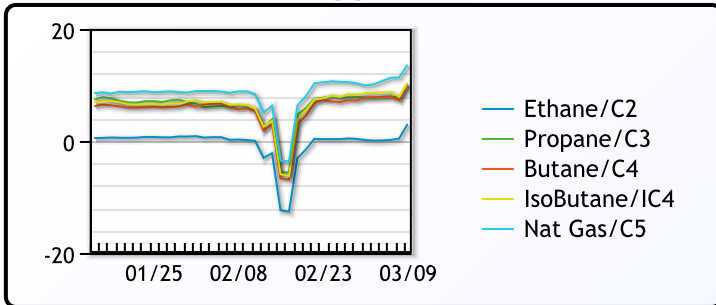
EDMONTON

	Last	Week Ago	Month Ago
Propane	51.75	59.5	60

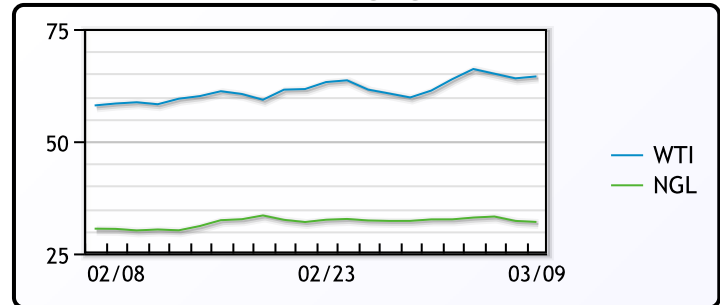
SARNIA

	Last	Week Ago	Month Ago
Propane	114	112.5	106.5

FRAC SPREAD



WTI vs NGL



FX

	Last	Change
CAD	1.2618	0
DXY	91.85	0.02699
Gold	1725.88	-0.83

RATES

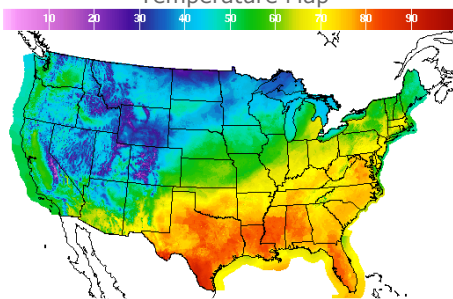
	Last	Change
US 2yr	0.1548	0.002
US 10yr	1.5299	0.0121
CAN 10yr	1.411	-0.036

EQUITIES

	Last	Change
Nasdaq	13068.83	-4.99
TSX	1113.614	5.79
S&P 500	3898.81	23.37

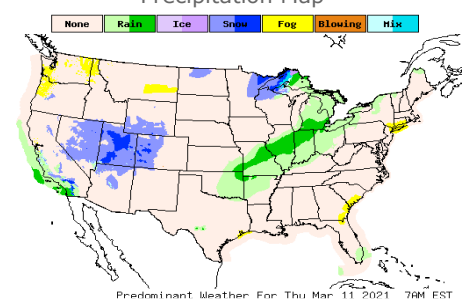
Weather Data

Temperature Map



City	HIGH °F	LOW °F
Calgary	26	14
Conway	36	25
Cushing	73	62
Denver	50	36
Houston	75	64
Mont Belvieu	71	61
Sarnia	59	38
Williston	39	25

Precipitation Map



This report has been prepared by PFL Petroleum Limited personnel for your information only and the views expressed are intended to provide market commentary and are not recommendations. This report is not an offer to sell or a solicitation of any offer to buy any security. The information contained herein has been compiled by PFL from sources believed to be reliable, but no representation or warranty, express or implied, is made by PFL Petroleum Limited, its affiliates or any other person as to its accuracy, completeness or correctness. Copyright 2017 PFL Petroleum Limited. All Rights Reserved