



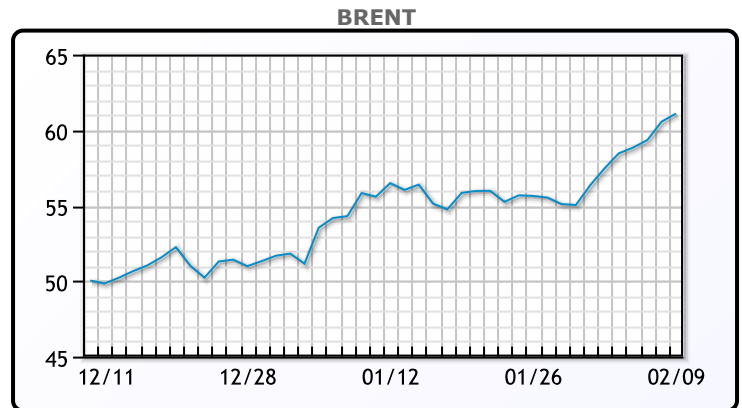
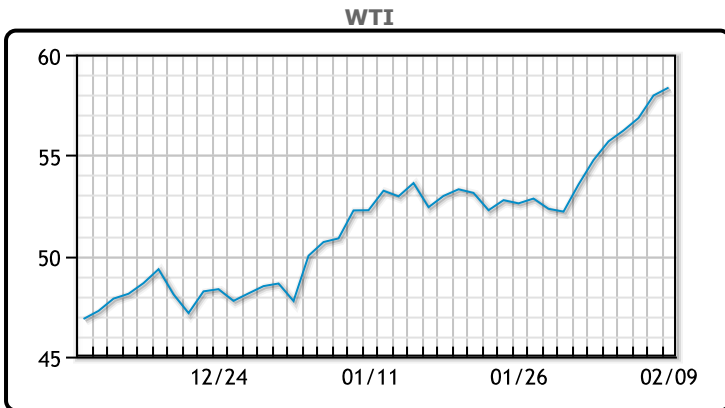
# MARKET DAILY

<https://www.pflpetroleum.com>  
 1865 Veterans Park Dr. Suite 303  
 Naples, Florida 34109  
 Phone: 239-390-2885  
 Fax: 239-949-0611  
 Feb 9, 2021 6:35 PM

Major Energy Futures		
	Settle	Change
Brent	61.09	1.22
Gas Oil	496.25	6
Natural Gas	2.835	-0.047
RBOB	167.36	-0.12
ULSD	175.67	0.89
WTI	58.36	0.39

**Market Commentary**  
 Brent reached \$61.09 up \$1.22 hitting a fresh high as OPEC+ cuts, along with the expectation of another stimulus, pushed up crude oil prices. A perfect storm scenario is likely, which could lead to economic and geopolitical changes make it likely that the traditional power balance between international and national oil companies may change. Most developed countries are positioned to de-carbonize their societies and many are turning to EVs to daily use, the situation is quite different for developing countries where growth is predicted to happen over the decades to come. Oil will remain essential for those countries. At this time Russia and Saudi Arabia align their oil policies to exert the maximum control over the global markets. As the global economy continues to globalize the influence of oil producing countries will increase. Developed countries will fare better due to their lower demand for petroleum in the transportation sector.

## Crude & Product Markets

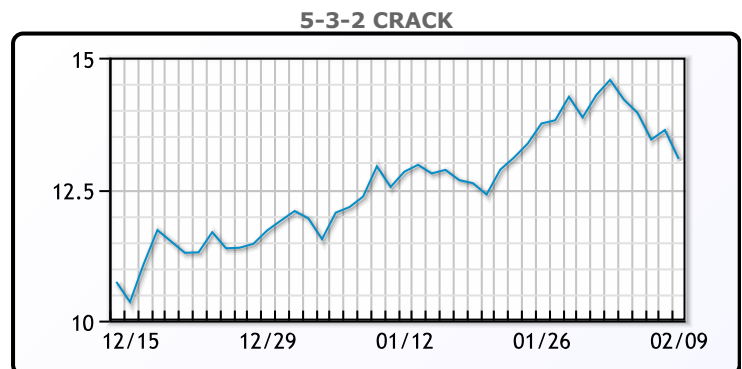
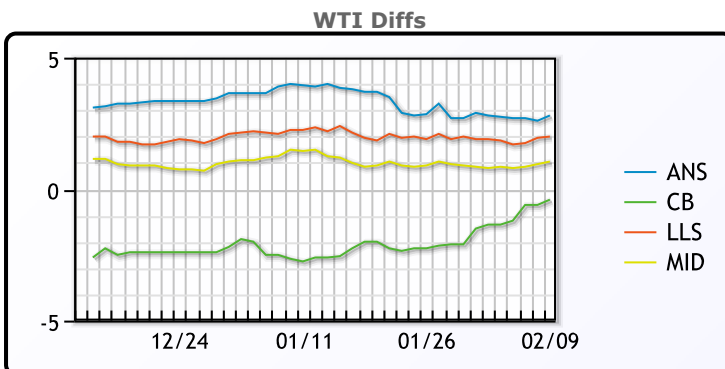


**CRUDE**

	Last	Week Ago	Month Ago
ANS	61.2	57.56	56.14
BLS	58	53.41	49.64
LLS	60.4	56.66	54.59
Mid	59.45	55.56	53.74
WTI	58.4	54.76	52.24

**PRODUCTS**

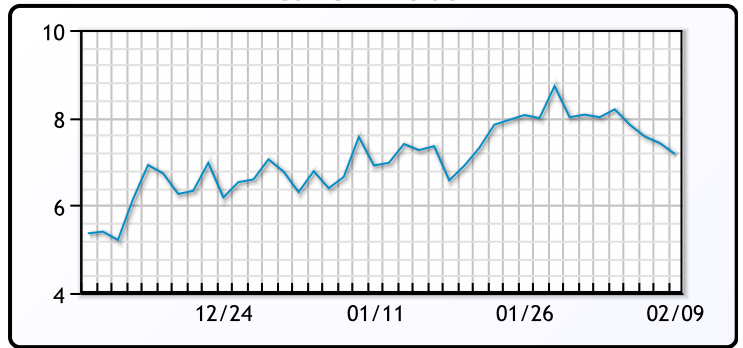
	Last	Week Ago	Month Ago
Gulf RBOB	161.11	156.85	150.1
Gulf ULSD	170.27	162.34	152.95
NYH RBOB	168.11	163.3	155.35
NYH ULSD	175.95	167.71	157.82
USGC 3%	53.38	50.63	49.38



**3-2-1 Crack**



**Gulf 3-2-1 Crack**



**NGLs**

**MB**

	Last	Week Ago	Month Ago
Butane	93.5	97.75	85
IsoButane	91.5	94.75	84
Natural Gasoline	132	127.75	122.5
Propane	86.5	83	86.5

**CONWAY**

	Last	Week Ago	Month Ago
Butane	89	91.75	101
IsoButane	115	114	107
Natural Gasoline	128.5	123	119
Propane	98.25	87.5	84

**MB NON**

	Last	Week Ago	Month Ago
Butane	90.5	94.75	87
IsoButane	91.5	94.75	84
Natural Gasoline	131.5	129.75	121
Propane	87.25	84.13	85.5

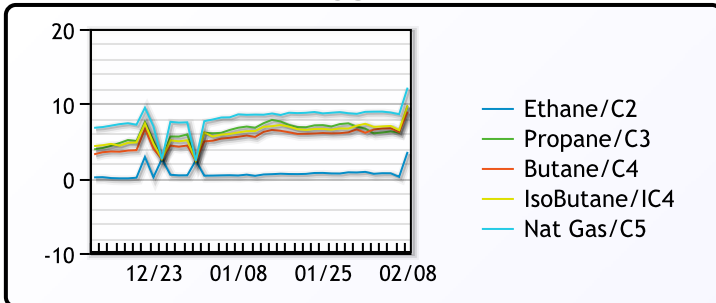
**EDMONTON**

	Last	Week Ago	Month Ago
Propane	59	49.25	54

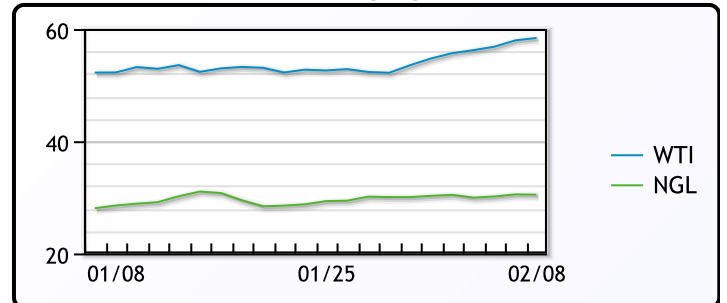
**SARNIA**

	Last	Week Ago	Month Ago
Propane	106.5	108.25	100.75

**FRAC SPREAD**



**WTI vs NGL**



**FX**

	Last	Change
CAD	1.2694	0.0001
DXY	90.439	-0.49501
Gold	1838.72	0.4

**RATES**

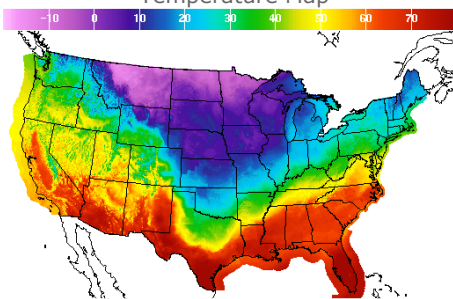
	Last	Change
US 2yr	0.1151	0.004
US 10yr	1.1568	-0.0137
CAN 10yr	0.998	-0.014

**EQUITIES**

	Last	Change
Nasdaq	14007.7	20.06
TSX	1089.65	5.247
S&P 500	3911.23	-4.36

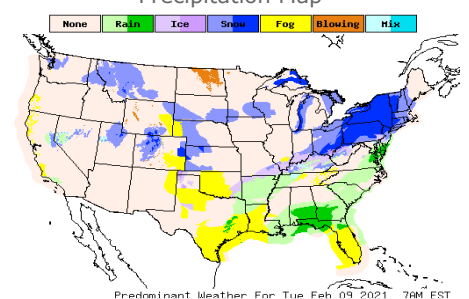
**Weather Data**

**Temperature Map**



City	HIGH °F	LOW °F
Calgary	-7	-24
Conway	-8	-17
Cushing	26	16
Denver	41	21
Houston	76	58
Mont Belvieu	72	56
Sarnia	19	8
Williston	-2	-13

**Precipitation Map**



This report has been prepared by PFL Petroleum Limited personnel for your information only and the views expressed are intended to provide market commentary and are not recommendations. This report is not an offer to sell or a solicitation of any offer to buy any security. The information contained herein has been compiled by PFL from sources believed to be reliable, but no representation or warranty, express or implied, is made by PFL Petroleum Limited, its affiliates or any other person as to its accuracy, completeness or correctness. Copyright 2017 PFL Petroleum Limited. All Rights Reserved