



MARKET DAILY

<https://www.pflpetroleum.com>
 1865 Veterans Park Dr. Suite 303
 Naples, Florida 34109
 Phone: 239-390-2885
 Fax: 239-949-0611
 Feb 5, 2021 6:44 PM

Major Energy Futures		
	Settle	Change
Brent	58.84	0.38
Gas Oil	475.5	5.5
Natural Gas	2.935	0.146
RBOB	164.48	-0.38
ULSD	170.05	1
WTI	56.23	0.54

Market Commentary

Oil was mostly flat for the day as a stronger dollar is putting pressure on recent oil price highs. The dollar is at 2 month highs, now well above the 50 day moving average (and everybody has been pricing assets according to the dollar going lower) but speculative dollar positions remain net short. Oil got a boost yesterday as inventories continue to decline (lowest since March) and OPEC+ decided not to further increase output. "Fresh highs in Brent and gasoline again today keeping this bull market alive with OPEC+ output restraint still supportive item," said Jim Ritterbusch of Ritterbusch and Associates. WTI traded up \$.54 or .97% to close at \$56.23. Brent traded up \$.38 or .65% to close at \$58.84.

Crude & Product Markets

WTI



BRENT



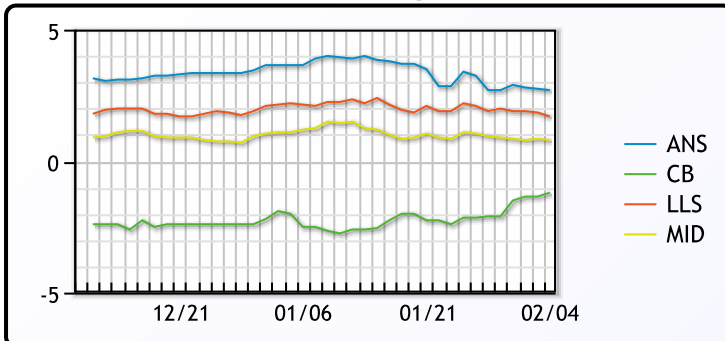
CRUDE

	Last	Week Ago	Month Ago
ANS	58.93	55.04	51.27
BLS	55.03	50.24	45.12
LLS	57.93	54.24	49.77
Mid	57.03	53.29	48.82
WTI	56.23	52.34	47.62

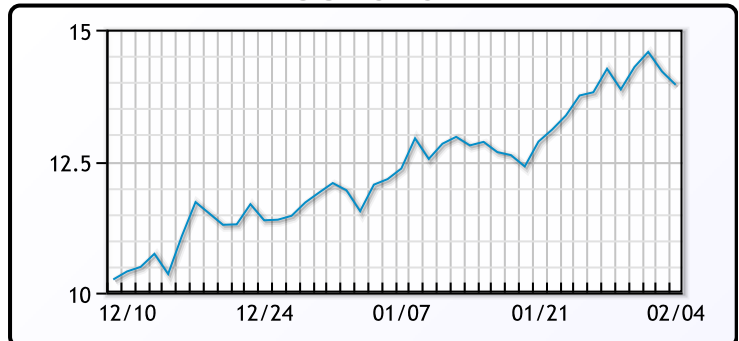
PRODUCTS

	Last	Week Ago	Month Ago
Gulf RBOB	159.13	153.74	133.16
Gulf ULSD	164.9	154.8	140.57
NYH RBOB	166.1	159.22	140.16
NYH ULSD	170.25	160.05	146.07
USGC 3%	51.63	48.13	44.88

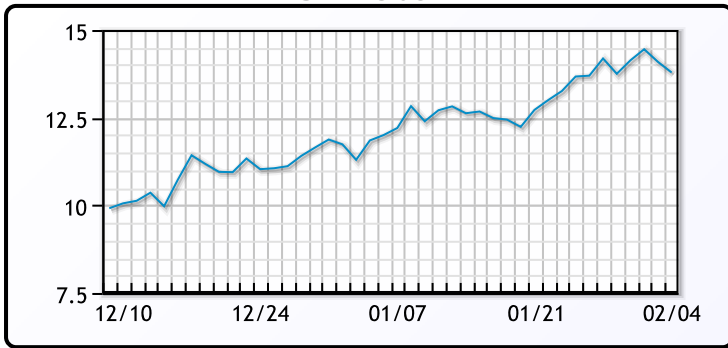
WTI Diffs



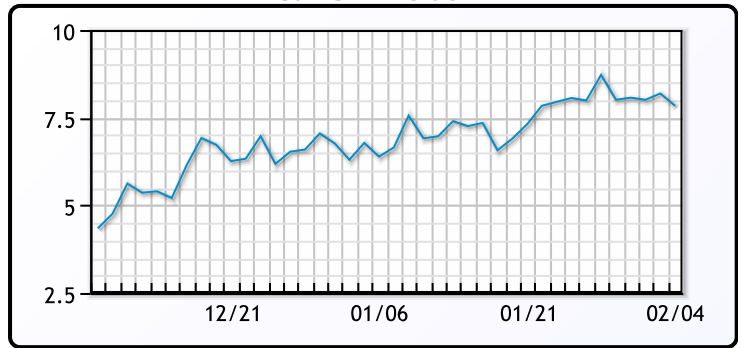
5-3-2 CRACK



3-2-1 Crack



Gulf 3-2-1 Crack



NGLs

MB

	Last	Week Ago	Month Ago
Butane	97.25	90.5	77
IsoButane	94.25	89	78
Natural Gasoline	129	126	107.25
Propane	84.25	92.25	79

CONWAY

	Last	Week Ago	Month Ago
Butane	92	92.5	92
IsoButane	120	106	100
Natural Gasoline	124	120.5	108.5
Propane	86.5	83.5	75.5

MB NON

	Last	Week Ago	Month Ago
Butane	94.25	89.5	81
IsoButane	94.25	89	78
Natural Gasoline	130.25	124.5	108.75
Propane	81.75	91.63	74.5

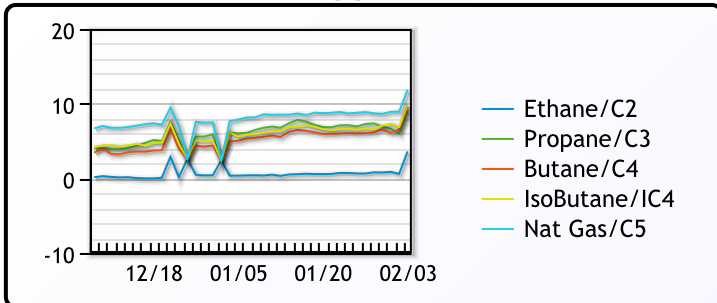
EDMONTON

	Last	Week Ago	Month Ago
Propane	47.38	44.5	42

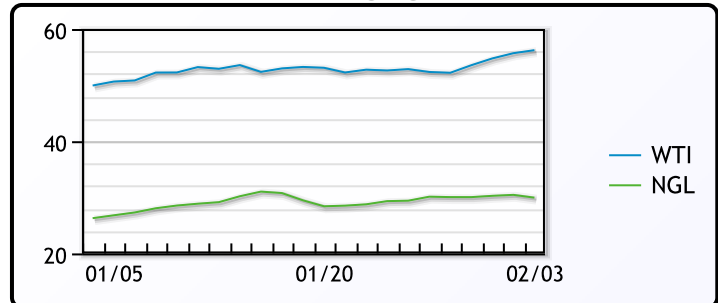
SARNIA

	Last	Week Ago	Month Ago
Propane	104.5	105.75	85

FRAC SPREAD



WTI vs NGL



FX

	Last	Change
CAD	1.2822	-0.0005
DXY	91.52901	0.358
Gold	1794.8	0.77

RATES

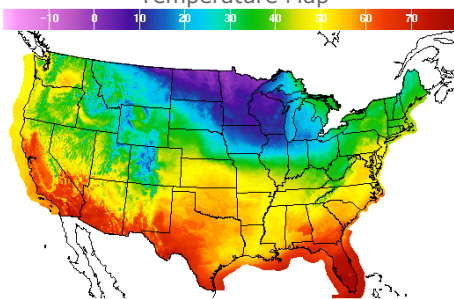
	Last	Change
US 2yr	0.1112	-0.0059
US 10yr	1.1392	0.0018
CAN 10yr	0.963	0.014

EQUITIES

	Last	Change
Nasdaq	13777.74	167.2
TSX	1068.98	8.231
S&P 500	3871.74	41.57

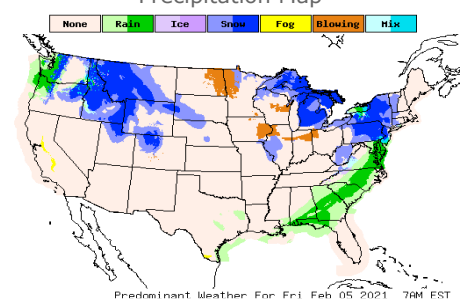
Weather Data

Temperature Map



City	HIGH °F	LOW °F
Calgary	12	-9
Conway	0	-12
Cushing	54	34
Denver	44	31
Houston	60	48
Mont Belvieu	56	46
Sarnia	34	14
Williston	3	-9

Precipitation Map



This report has been prepared by PFL Petroleum Limited personnel for your information only and the views expressed are intended to provide market commentary and are not recommendations. This report is not an offer to sell or a solicitation of any offer to buy any security. The information contained herein has been compiled by PFL from sources believed to be reliable, but no representation or warranty, express or implied, is made by PFL Petroleum Limited, its affiliates or any other person as to its accuracy, completeness or correctness. Copyright 2017 PFL Petroleum Limited. All Rights Reserved