



# MARKET DAILY

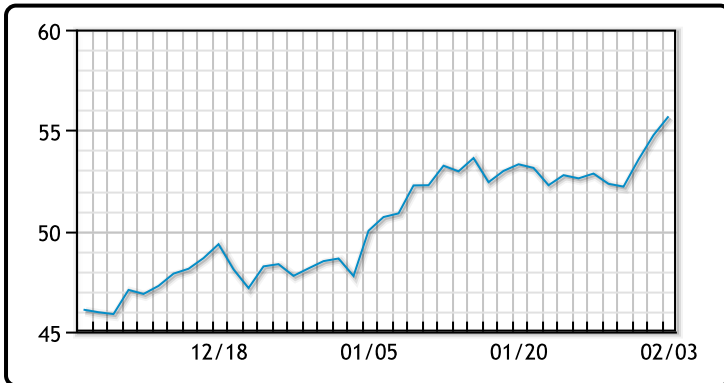
<https://www.pflpetroleum.com>  
 1865 Veterans Park Dr. Suite 303  
 Naples, Florida 34109  
 Phone: 239-390-2885  
 Fax: 239-949-0611  
 Feb 3, 2021 6:17 PM

Major Energy Futures		
	Settle	Change
Brent	58.46	1
Gas Oil	477.25	17.5
Natural Gas	2.789	-0.056
RBOB	164.86	3.26
ULSD	169.05	1.59
WTI	55.69	0.93

## Market Commentary

## Crude & Product Markets

WTI



BRENT



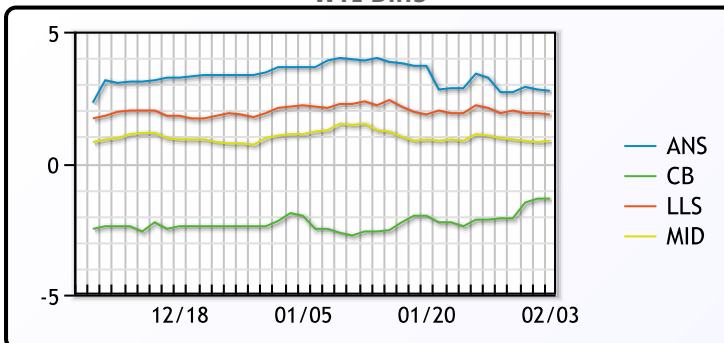
CRUDE

	Last	Week Ago	Month Ago
ANS	58.44	56.1	52.17
BLS	54.34	50.7	46.52
LLS	57.54	54.95	50.72
Mid	56.54	53.9	49.62
WTI	55.69	52.85	48.52

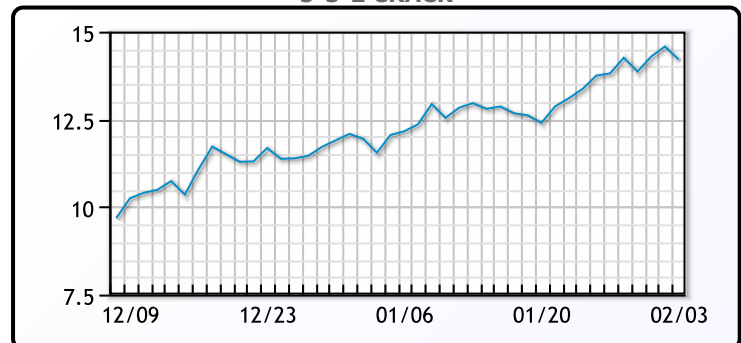
PRODUCTS

	Last	Week Ago	Month Ago
Gulf RBOB	159.66	153.16	137.13
Gulf ULSD	163.93	155.36	143.25
NYH RBOB	166.74	158.21	142.09
NYH ULSD	169.43	160.74	147.76
USGC 3%	51.13	48.38	45.38

WTI Diffs



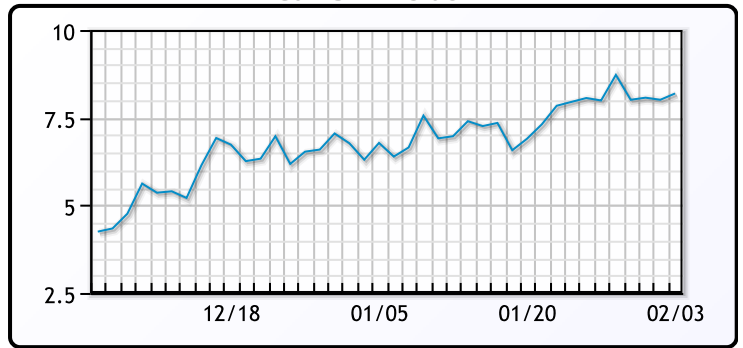
5-3-2 CRACK



**3-2-1 Crack**



**Gulf 3-2-1 Crack**



**NGLs**

**MB**

	Last	Week Ago	Month Ago
Butane	96.75	90.25	75
IsoButane	93.75	89.25	78
Natural Gasoline	131.25	124.5	107.25
Propane	82.75	91	75.25

**CONWAY**

	Last	Week Ago	Month Ago
Butane	91.5	90.5	110
IsoButane	120	105	132
Natural Gasoline	124.5	121	107.5
Propane	85.75	81.5	72.75

**MB NON**

	Last	Week Ago	Month Ago
Butane	93.75	89.25	111
IsoButane	93.75	89.25	78
Natural Gasoline	130.5	125.75	107
Propane	82	86.75	74.5

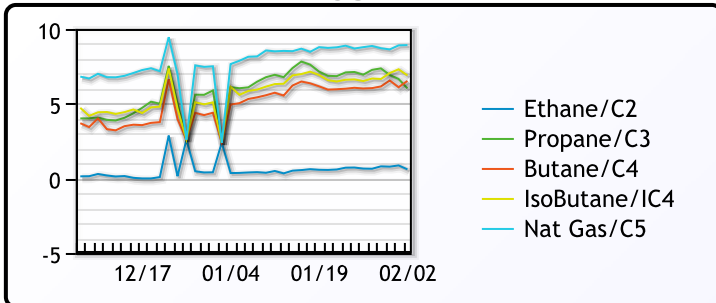
**EDMONTON**

	Last	Week Ago	Month Ago
Propane	49	50.75	42

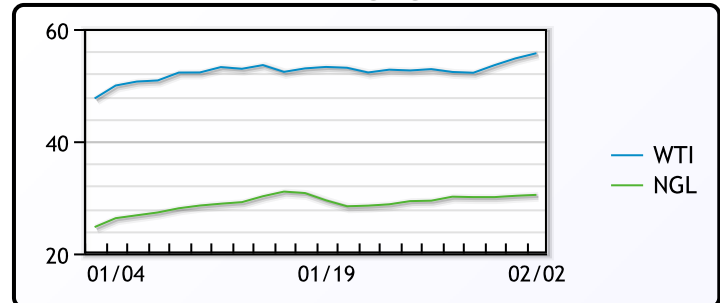
**SARNIA**

	Last	Week Ago	Month Ago
Propane	104.5	105.75	85

**FRAC SPREAD**



**WTI vs NGL**



**FX**

	Last	Change
CAD	1.2783	-0.0003
DXY	91.17101	-0.026
Gold	1834.34	0.3

**RATES**

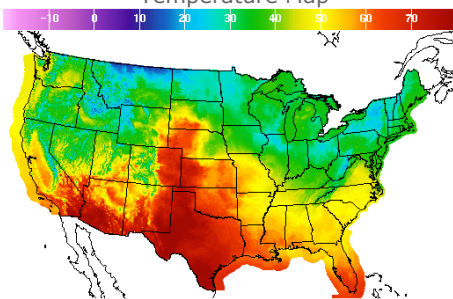
	Last	Change
US 2yr	0.1171	0.0039
US 10yr	1.1374	0.0411
CAN 10yr	0.949	0.044

**EQUITIES**

	Last	Change
Nasdaq	13610.54	-2.24
TSX	1060.75	1.495
S&P 500	3830.17	3.86

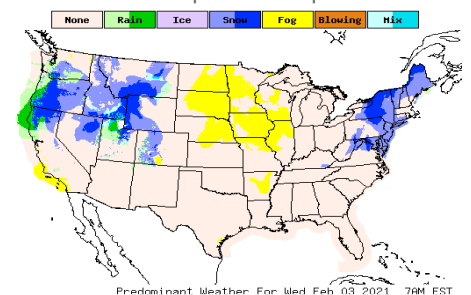
**Weather Data**

**Temperature Map**



City	HIGH °F	LOW °F
Calgary	10	2
Conway	28	20
Cushing	60	39
Denver	61	37
Houston	67	53
Mont Belvieu	62	48
Sarnia	31	21
Williston	37	4

**Precipitation Map**



This report has been prepared by PFL Petroleum Limited personnel for your information only and the views expressed are intended to provide market commentary and are not recommendations. This report is not an offer to sell or a solicitation of any offer to buy any security. The information contained herein has been compiled by PFL from sources believed to be reliable, but no representation or warranty, express or implied, is made by PFL Petroleum Limited, its affiliates or any other person as to its accuracy, completeness or correctness. Copyright 2017 PFL Petroleum Limited. All Rights Reserved