



# MARKET DAILY

<https://www.pflpetroleum.com>  
 1865 Veterans Park Dr. Suite 303  
 Naples, Florida 34109  
 Phone: 239-390-2885  
 Fax: 239-949-0611  
 Feb 26, 2021 7:01 PM

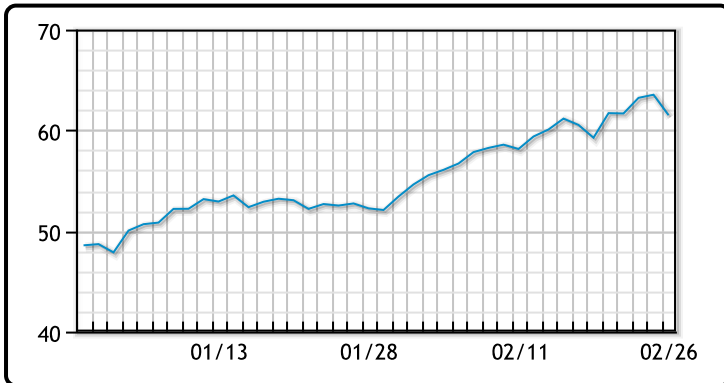
Major Energy Futures		
	Settle	Change
Brent	64.42	-1.69
Gas Oil	532	0.75
Natural Gas	2.771	-0.018
RBOB	195.05	-0.13
ULSD	184.31	-0.21
WTI	61.5	-2.03

## Market Commentary

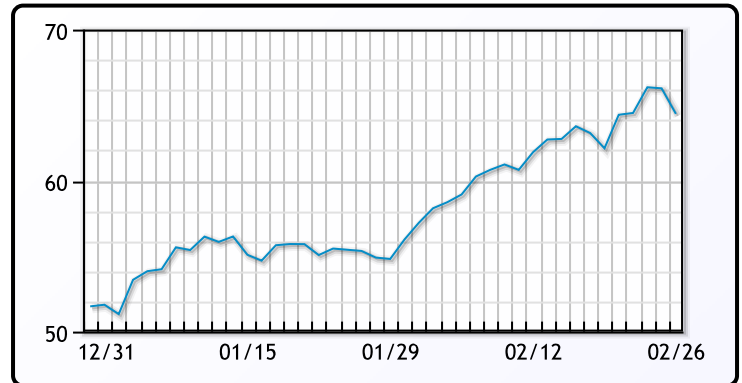
Oil prices settled lower today despite closing out the week at a high not seen for almost a year as a slump in US oil inventories and broader lift to the reflation trade took place across global markets. " (Oil) continues to benefit, just like copper, from expectations that supply will be kept tight while demand continues to recover," said Ole Hansen, head of commodities strategy at Saxo Bank. "The question remains how much is speculative and how much is real demand driving the price higher at this stage."

## Crude & Product Markets

WTI



BRENT



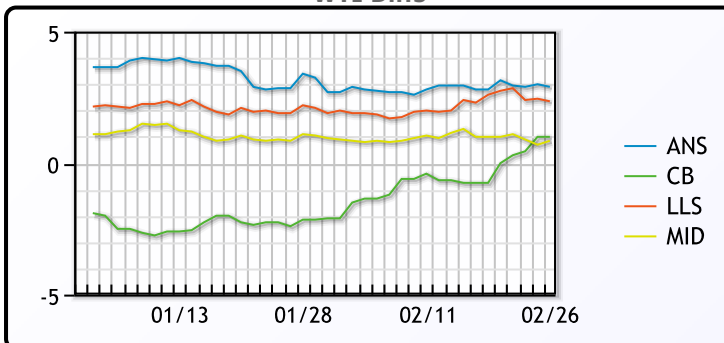
CRUDE

	Last	Week Ago	Month Ago
ANS	64.4	62.04	56.01
BLS	62.5	58.49	50.46
LLS	63.85	61.84	54.81
Mid	62.35	60.24	53.71
WTI	61.5	59.24	52.61

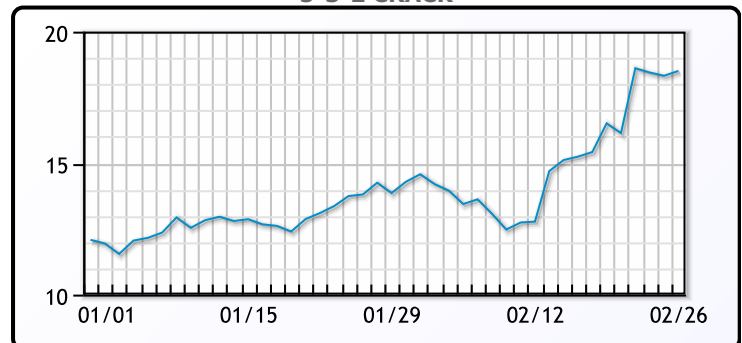
PRODUCTS

	Last	Week Ago	Month Ago
Gulf RBOB	183.8	180.14	153.68
Gulf ULSD	181.61	179.69	154.47
NYH RBOB	186.98	181.04	158.82
NYH ULSD	185.52	182.79	159.84
USGC 3%	55.38	53.63	48.38

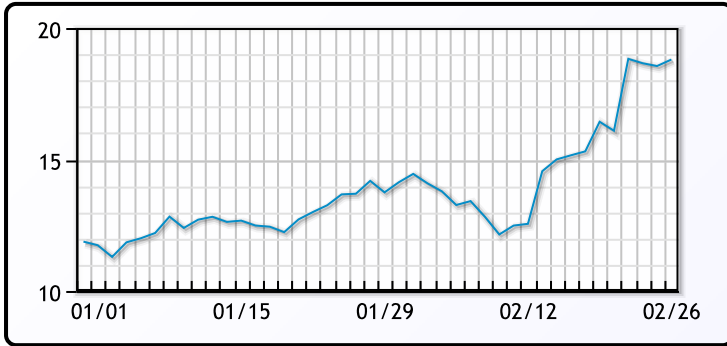
WTI Diffs



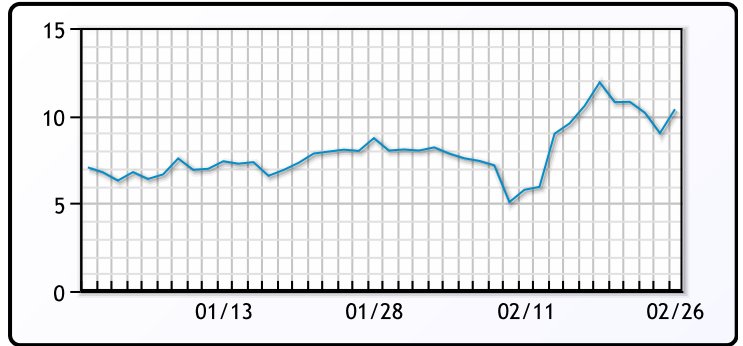
5-3-2 CRACK



**3-2-1 Crack**



**Gulf 3-2-1 Crack**



**NGLs**

**MB**

	Last	Week Ago	Month Ago
Butane	101.75	98	89.5
IsoButane	102.25	95.5	87.5
Natural Gasoline	145	140.75	122.5
Propane	94.75	96	88.25

**CONWAY**

	Last	Week Ago	Month Ago
Butane	97.25	92	91.25
IsoButane	119	113	106
Natural Gasoline	143	138	120.5
Propane	103	114	81.75

**MB NON**

	Last	Week Ago	Month Ago
Butane	101.75	95	88.5
IsoButane	102.25	95.5	87.5
Natural Gasoline	144.75	141	124.5
Propane	96	102	87.63

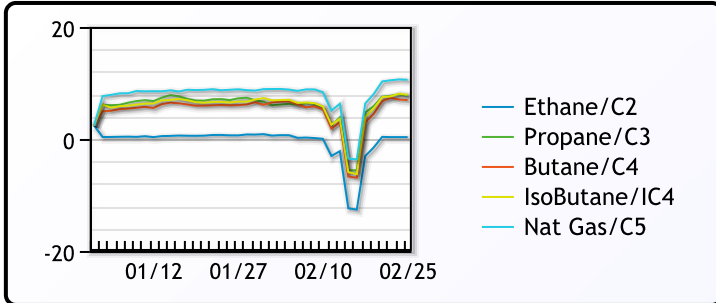
**EDMONTON**

	Last	Week Ago	Month Ago
Propane	88	88.5	53

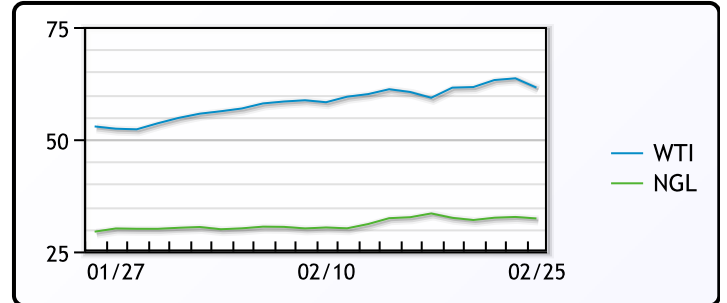
**SARNIA**

	Last	Week Ago	Month Ago
Propane	115	102.5	105.75

**FRAC SPREAD**



**WTI vs NGL**



**FX**

	Last	Change
CAD	1.2738	0.0135
DXY	90.87901	0.74501
Gold	1734.04	-36.52

**RATES**

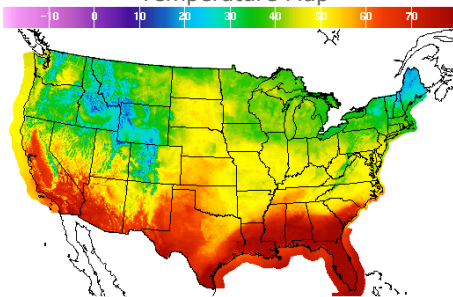
	Last	Change
US 2yr	0.127	-0.045
US 10yr	1.4049	-0.115
CAN 10yr	1.355	-0.105

**EQUITIES**

	Last	Change
Nasdaq	13192.35	72.92
TSX	1073.42	-10.849
S&P 500	3811.15	-18.19

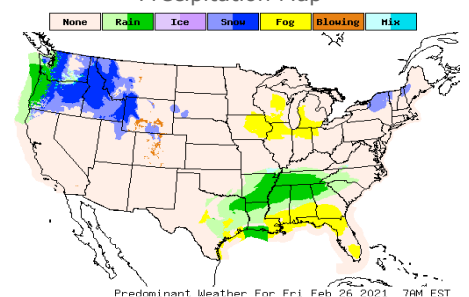
**Weather Data**

**Temperature Map**



City	HIGH °F	LOW °F
Calgary	24	4
Conway	34	7
Cushing	52	37
Denver	42	24
Houston	78	65
Mont Belvieu	72	62
Sarnia	36	24
Williston	40	26

**Precipitation Map**



This report has been prepared by PFL Petroleum Limited personnel for your information only and the views expressed are intended to provide market commentary and are not recommendations. This report is not an offer to sell or a solicitation of any offer to buy any security. The information contained herein has been compiled by PFL from sources believed to be reliable, but no representation or warranty, express or implied, is made by PFL Petroleum Limited, its affiliates or any other person as to its accuracy, completeness or correctness. Copyright 2017 PFL Petroleum Limited. All Rights Reserved