



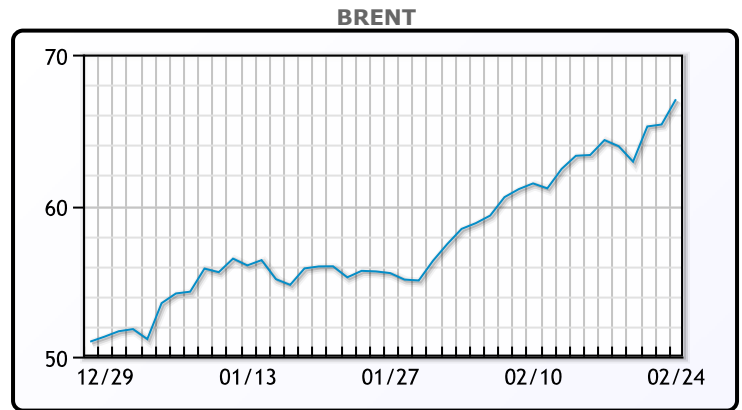
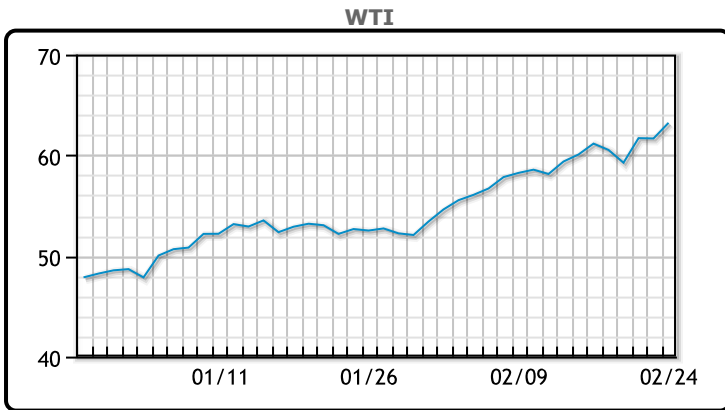
MARKET DAILY

<https://www.pflpetroleum.com>
 1865 Veterans Park Dr. Suite 303
 Naples, Florida 34109
 Phone: 239-390-2885
 Fax: 239-949-0611
 Feb 25, 2021 6:13 PM

Major Energy Futures		
	Settle	Change
Brent	67.04	1.67
Gas Oil	541.5	6
Natural Gas	2.795	-0.062
RBOB	189.56	3.7
ULSD	190.83	4.03
WTI	63.22	1.55

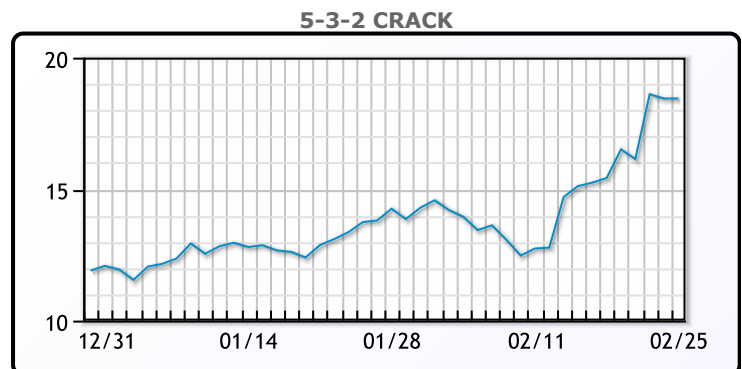
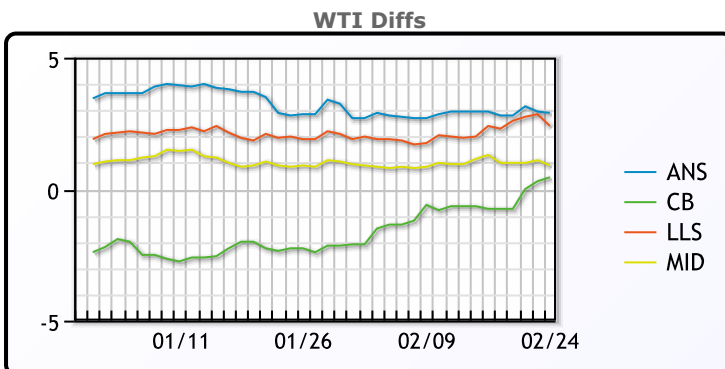
Market Commentary
 Oil closed mostly flat today after initially trading to year+ highs earlier in the session. OPEC+ will meet again March 4th, and sources are reporting the group will discuss a modest increase in production. Meanwhile financial markets still have some momentum from Fed Chair Jerome Powell's testimonial, as a low interest rate environment will increase risk appetite. ING analysts said U.S. crude stockpiles could rise in weeks ahead as production has recovered fairly quickly while refinery capacity is expected to take longer to return to normal. WTI traded up \$.31 or .49% to close at \$63.53. Brent traded down \$.16 or -.24% to close at \$66.88.

Crude & Product Markets

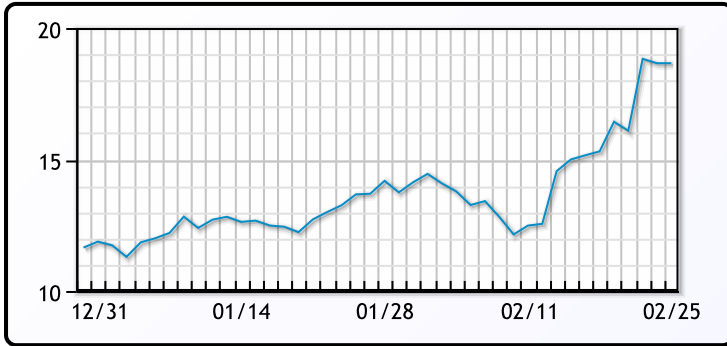


CRUDE			
	Last	Week Ago	Month Ago
ANS	66.08	64.09	55.1
BLS	63.63	60.39	50
LLS	65.58	63.54	54.15
Mid	64.08	62.44	53.15
WTI	63.18	61.14	52.25

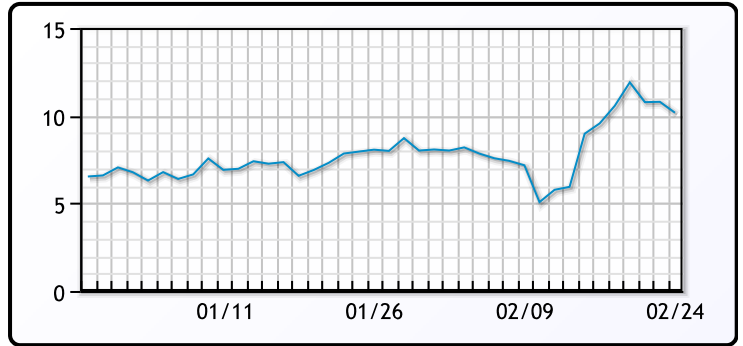
PRODUCTS			
	Last	Week Ago	Month Ago
Gulf RBOB	186.9	179.05	150.85
Gulf ULSD	188.35	180.63	152.47
NYH RBOB	188.84	181.68	155.75
NYH ULSD	190.96	184.77	157.48
USGC 3%	56.38	55.38	48.38



3-2-1 Crack



Gulf 3-2-1 Crack



NGLs

MB

	Last	Week Ago	Month Ago
Butane	100	98	85.25
IsoButane	100.5	95.25	84.75
Natural Gasoline	144.5	137.5	122.75
Propane	98	98	86.75

CONWAY

	Last	Week Ago	Month Ago
Butane	96.5	91	94
IsoButane	118	114	105
Natural Gasoline	144	135	119
Propane	136	118.75	84

MB NON

	Last	Week Ago	Month Ago
Butane	100	95	87.25
IsoButane	100.5	95.25	84.75
Natural Gasoline	148	137	121
Propane	94.5	94.75	85.5

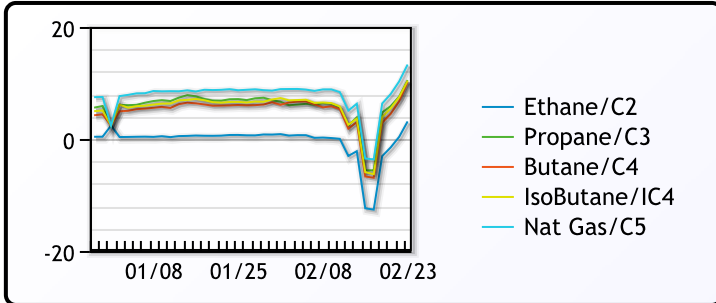
EDMONTON

	Last	Week Ago	Month Ago
Propane	84	73.75	52.75

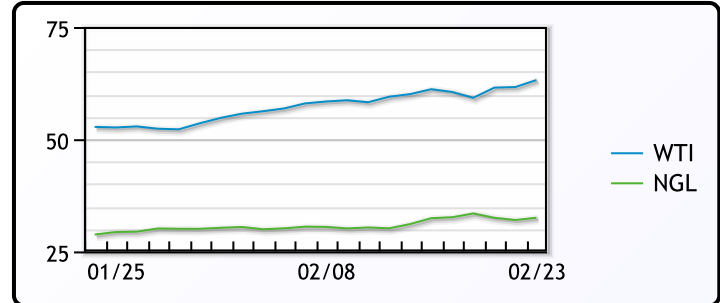
SARNIA

	Last	Week Ago	Month Ago
Propane	115	102.25	105

FRAC SPREAD



WTI vs NGL



FX

	Last	Change
CAD	1.2516	0.0003
DXY	90.176	0.00699
Gold	1803.1	-1.96

RATES

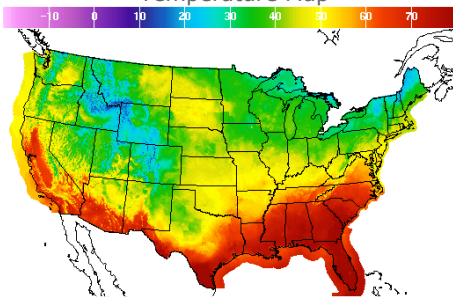
	Last	Change
US 2yr	0.123	0
US 10yr	1.3756	0
CAN 10yr	1.312	0.066

EQUITIES

	Last	Change
Nasdaq	13597.97	132.77
TSX	1098.86	8.279
S&P 500	3925.43	44.06

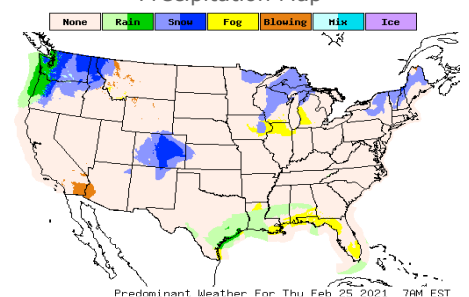
Weather Data

Temperature Map



City	HIGH °F	LOW °F
Calgary	35	17
Conway	33	16
Cushing	50	33
Denver	30	17
Houston	74	64
Mont Belvieu	70	61
Sarnia	36	21
Williston	42	24

Precipitation Map



This report has been prepared by PFL Petroleum Limited personnel for your information only and the views expressed are intended to provide market commentary and are not recommendations. This report is not an offer to sell or a solicitation of any offer to buy any security. The information contained herein has been compiled by PFL from sources believed to be reliable, but no representation or warranty, express or implied, is made by PFL Petroleum Limited, its affiliates or any other person as to its accuracy, completeness or correctness. Copyright 2017 PFL Petroleum Limited. All Rights Reserved