



MARKET DAILY

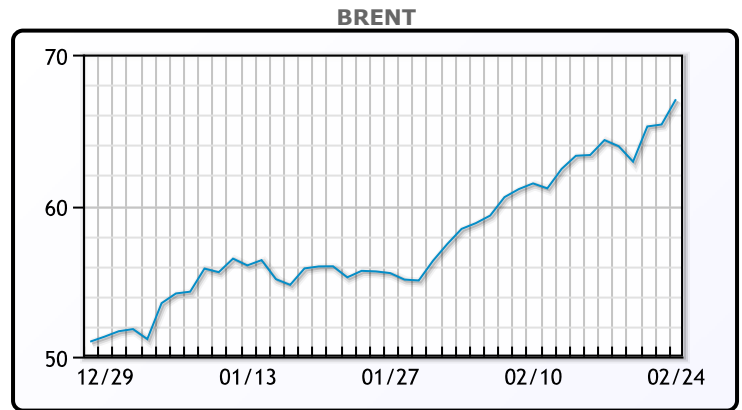
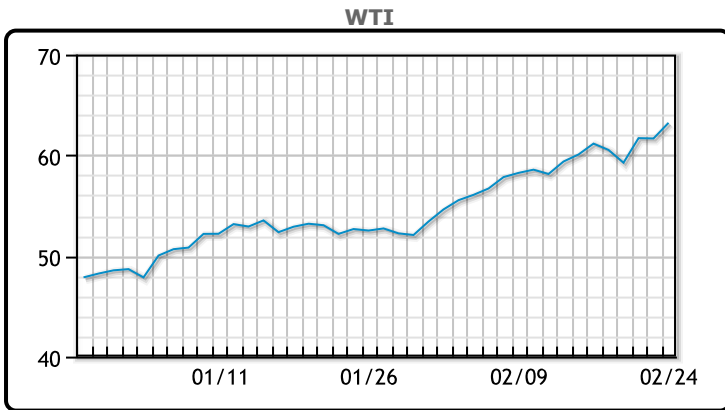
<https://www.pflpetroleum.com>
 1865 Veterans Park Dr. Suite 303
 Naples, Florida 34109
 Phone: 239-390-2885
 Fax: 239-949-0611
 Feb 24, 2021 7:22 PM

Major Energy Futures		
	Settle	Change
Brent	67.04	1.67
Gas Oil	541.5	6
Natural Gas	2.795	-0.062
RBOB	189.56	3.7
ULSD	190.83	4.03
WTI	63.22	1.55

Market Commentary

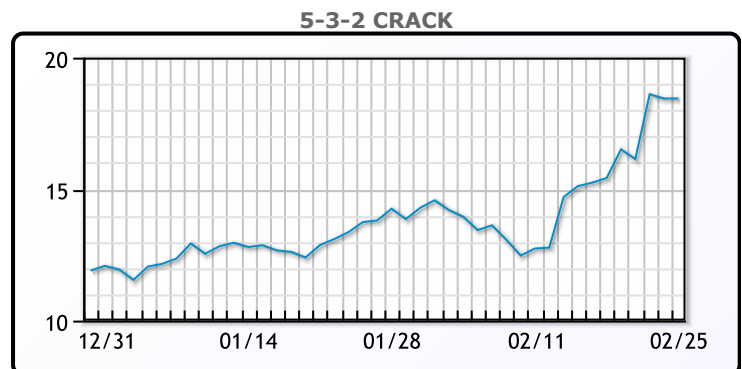
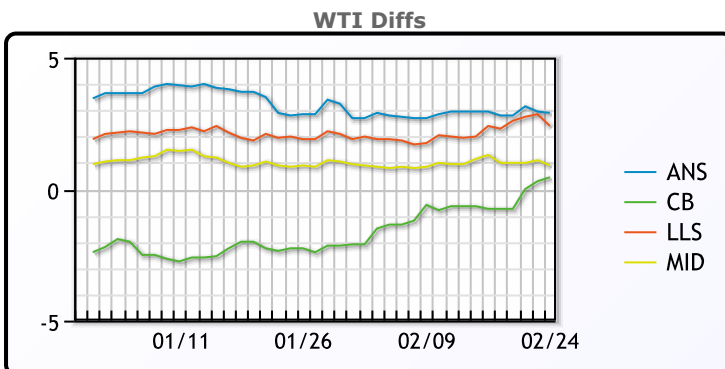
Oil prices climbed to fresh highs today as EIA showed a drop in crude output. Production dropped more than 1MM/bpd and analysts are wondering how long it will take to get some of this production back on, if ever. "If you're getting that kind of drop in one week of EIA production, you're likely to get more after that," said Phil Flynn, senior analyst at Price Futures in Chicago. "There is some concern that this will be a long-term permanent production drop." Crude oil inventories increased by 1.3MM/bbls. Gasoline inventories were pretty much unchanged for the week but distillate inventories decreased by 5MM/bbls. WTI traded up \$1.55 or 2.51% to close at \$63.22. Brent traded up \$1.67 or 2.56% to close at \$67.05.

Crude & Product Markets

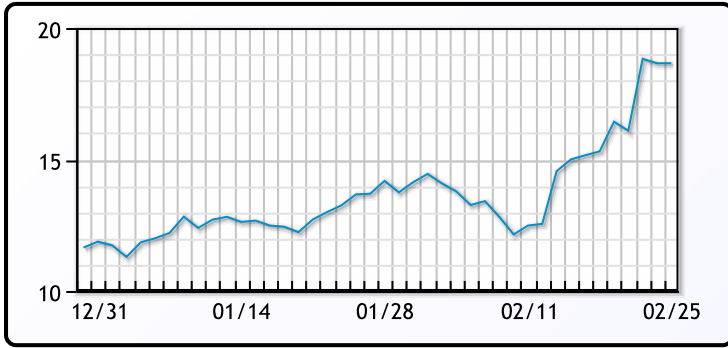


	Last	Week Ago	Month Ago
ANS	66.08	64.09	55.1
BLS	63.63	60.39	50
LLS	65.58	63.54	54.15
Mid	64.08	62.44	53.15
WTI	63.18	61.14	52.25

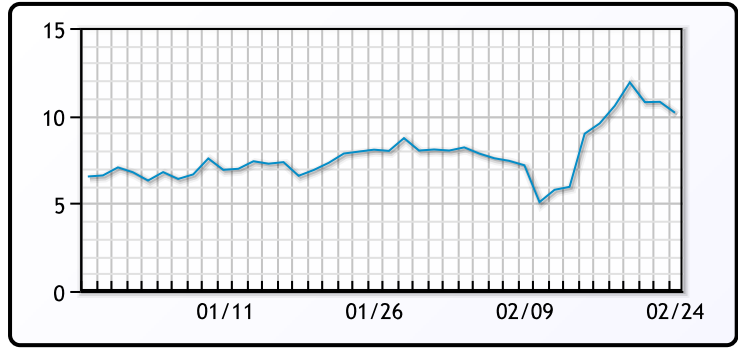
	Last	Week Ago	Month Ago
Gulf RBOB	186.9	179.05	150.85
Gulf ULSD	188.35	180.63	152.47
NYH RBOB	188.84	181.68	155.75
NYH ULSD	190.96	184.77	157.48
USGC 3%	56.38	55.38	48.38



3-2-1 Crack



Gulf 3-2-1 Crack



NGLs

MB

	Last	Week Ago	Month Ago
Butane	100	98	85.25
IsoButane	100.5	95.25	84.75
Natural Gasoline	144.5	137.5	122.75
Propane	98	98	86.75

CONWAY

	Last	Week Ago	Month Ago
Butane	96.5	91	94
IsoButane	118	114	105
Natural Gasoline	144	135	119
Propane	136	118.75	84

MB NON

	Last	Week Ago	Month Ago
Butane	100	95	87.25
IsoButane	100.5	95.25	84.75
Natural Gasoline	148	137	121
Propane	94.5	94.75	85.5

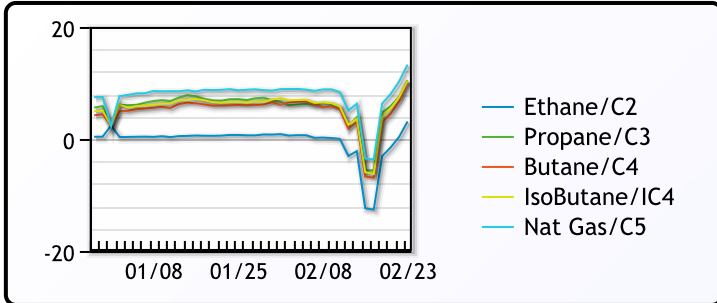
EDMONTON

	Last	Week Ago	Month Ago
Propane	84	73.75	52.75

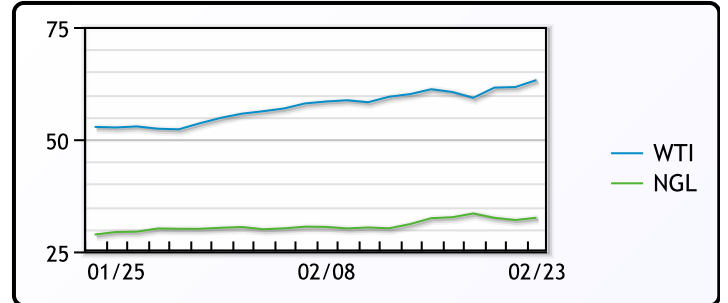
SARNIA

	Last	Week Ago	Month Ago
Propane	115	102.25	105

FRAC SPREAD



WTI vs NGL



FX

	Last	Change
CAD	1.2516	0.0003
DXY	90.176	0.00699
Gold	1803.1	-1.96

RATES

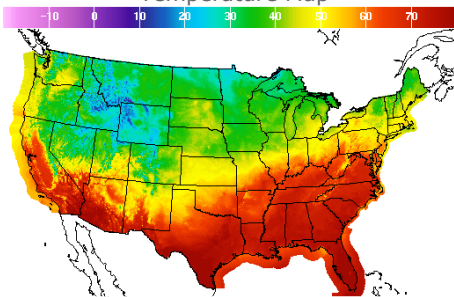
	Last	Change
US 2yr	0.123	0
US 10yr	1.3756	0
CAN 10yr	1.312	0.066

EQUITIES

	Last	Change
Nasdaq	13597.97	132.77
TSX	1098.86	8.279
S&P 500	3925.43	44.06

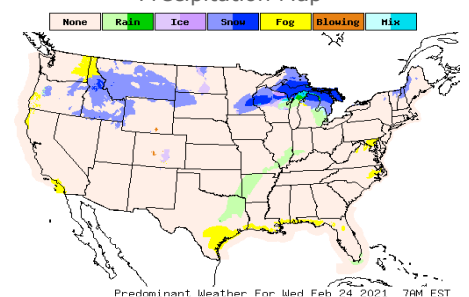
Weather Data

Temperature Map



City	HIGH °F	LOW °F
Calgary	30	12
Conway	27	10
Cushing	57	41
Denver	42	24
Houston	74	58
Mont Belvieu	70	55
Sarnia	40	31
Williston	30	23

Precipitation Map



This report has been prepared by PFL Petroleum Limited personnel for your information only and the views expressed are intended to provide market commentary and are not recommendations. This report is not an offer to sell or a solicitation of any offer to buy any security. The information contained herein has been compiled by PFL from sources believed to be reliable, but no representation or warranty, express or implied, is made by PFL Petroleum Limited, its affiliates or any other person as to its accuracy, completeness or correctness. Copyright 2017 PFL Petroleum Limited. All Rights Reserved