



# MARKET DAILY

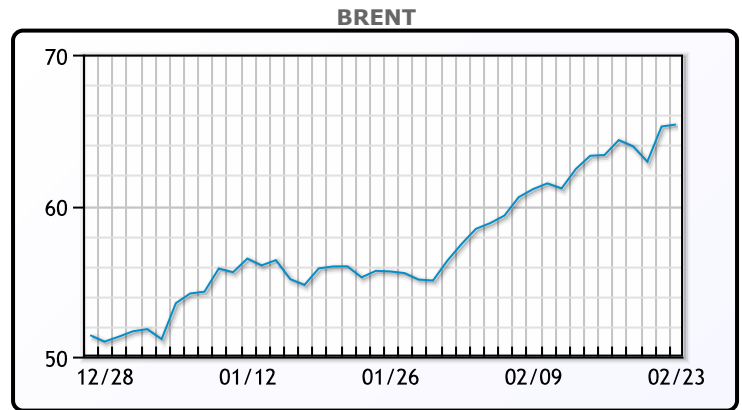
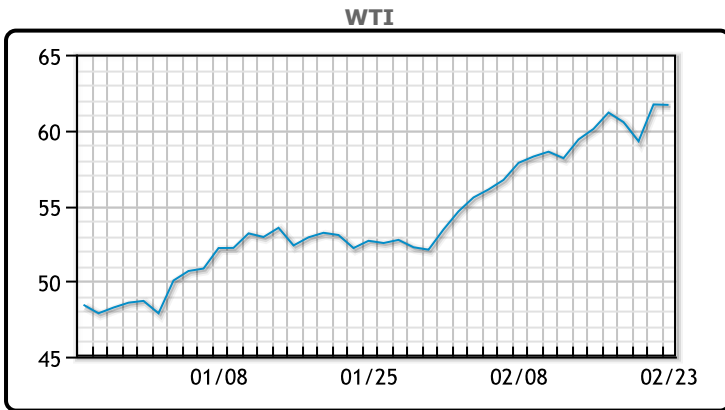
<https://www.pflpetroleum.com>  
 1865 Veterans Park Dr. Suite 303  
 Naples, Florida 34109  
 Phone: 239-390-2885  
 Fax: 239-949-0611  
 Feb 23, 2021 7:01 PM

Major Energy Futures		
	Settle	Change
Brent	65.37	0.13
Gas Oil	532	3
Natural Gas	2.879	-0.074
RBOB	185.86	1.69
ULSD	186.8	0.94
WTI	61.67	-0.03

**Market Commentary**

Prices were pretty flat today, trading close or above yearlong highs. Fed Chair Jerome Powell addressed congress today and said that inflation remained soft and that the Fed would continue with current policies for the foreseeable future (Fed speak for rates will not be raised). He did however say the recovery has been "uneven and far from complete". Three major US investment banks (GS, BofA, Morgan Stanley) have raised their short term targets for Brent to \$70/bbl or above. "Vaccine news is helping oil, as the likely removal of mobility restrictions over the coming months on the back of vaccine rollouts should further boost the oil demand and price recovery," UBS oil analyst Giovanni Staunovo said. WTI traded down \$.03 or -.05% to close at \$61.67. Brent traded up \$.13 or .2% to close at \$65.37.

## Crude & Product Markets

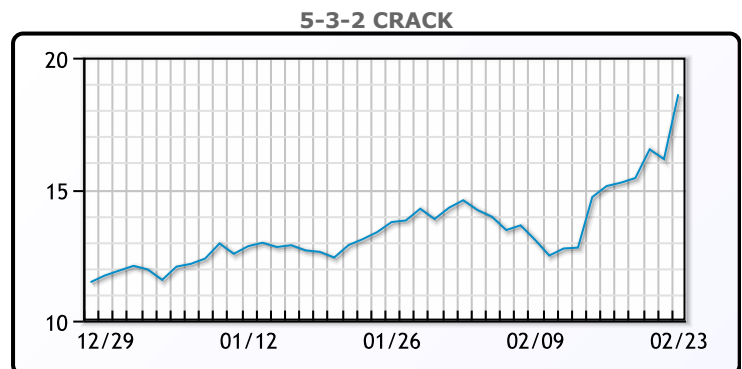
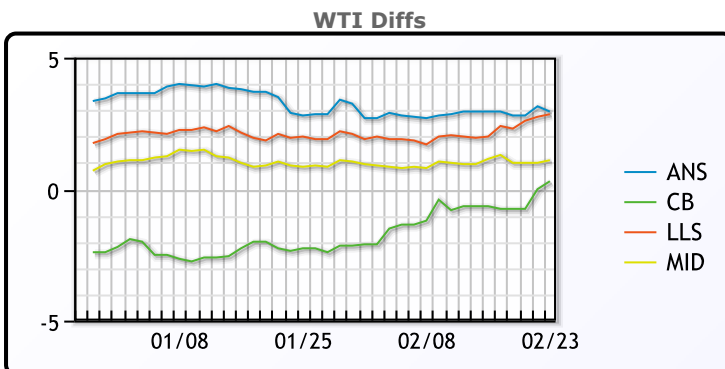


**CRUDE**

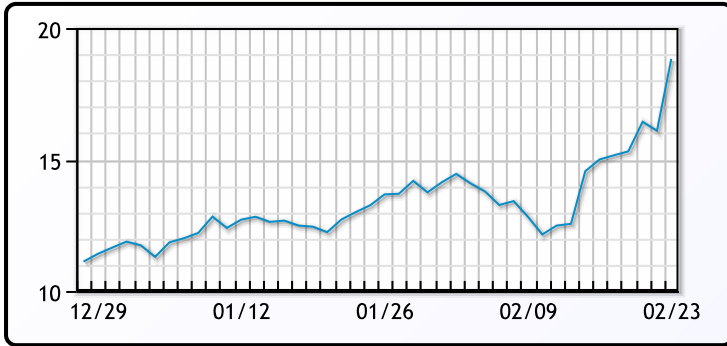
	Last	Week Ago	Month Ago
ANS	64.57	63	55.1
BLS	61.92	59.4	50
LLS	64.47	62.05	54.15
Mid	62.72	61.2	53.15
WTI	61.62	60.05	52.25

**PRODUCTS**

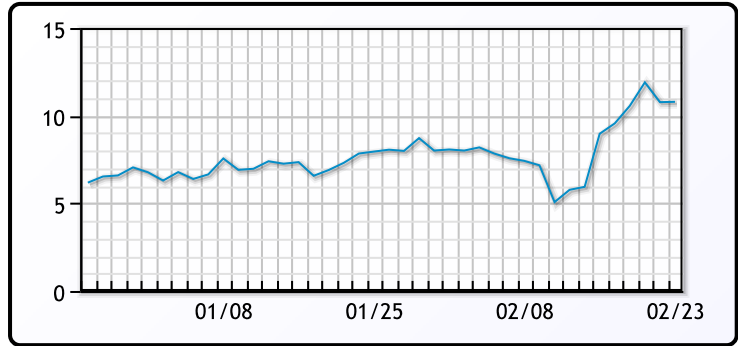
	Last	Week Ago	Month Ago
Gulf RBOB	184.75	173.66	150.85
Gulf ULSD	184.21	176.79	152.47
NYH RBOB	185.11	177.91	155.75
NYH ULSD	187.05	182.69	157.48
USGC 3%	54.88	54.38	48.38



**3-2-1 Crack**



**Gulf 3-2-1 Crack**



**NGLs**

**MB**

	Last	Week Ago	Month Ago
Butane	91.75	94	85.25
IsoButane	99.25	91.75	84.75
Natural Gasoline	142.5	133.75	122.75
Propane	96	89.5	86.75

**CONWAY**

	Last	Week Ago	Month Ago
Butane	93	87	94
IsoButane	114	113.75	105
Natural Gasoline	142	130	119
Propane	122	90.5	84

**MB NON**

	Last	Week Ago	Month Ago
Butane	98.75	91	87.25
IsoButane	99.25	91.75	84.75
Natural Gasoline	143.75	133.5	121
Propane	93.75	89	85.5

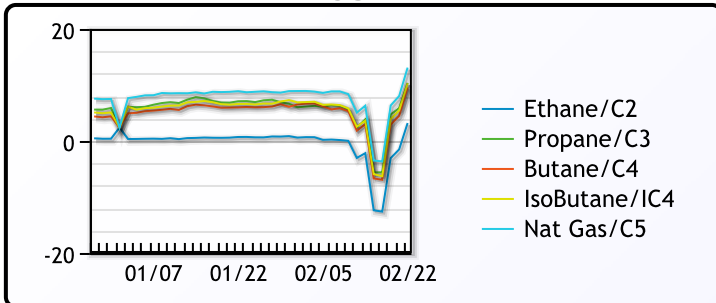
**EDMONTON**

	Last	Week Ago	Month Ago
Propane	81	55.5	52.75

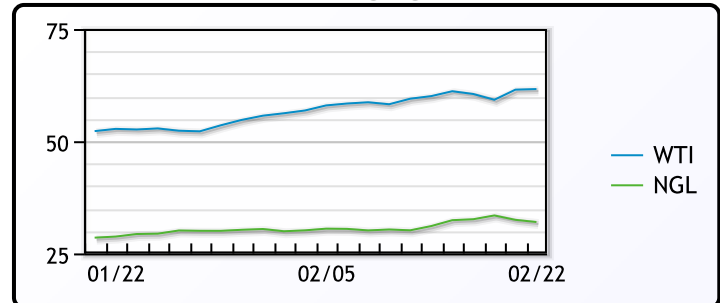
**SARNIA**

	Last	Week Ago	Month Ago
Propane	115	108	105

**FRAC SPREAD**



**WTI vs NGL**



**FX**

	Last	Change
CAD	1.2594	0.0007
DXY	90.16901	0.15901
Gold	1806.12	0.39

**RATES**

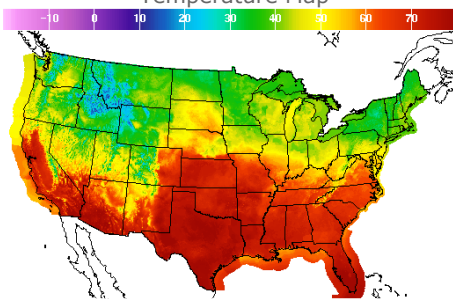
	Last	Change
US 2yr	0.1108	-0.0001
US 10yr	1.3416	-0.0237
CAN 10yr	1.246	0.012

**EQUITIES**

	Last	Change
Nasdaq	13465.2	-67.85
TSX	1090.58	-3.66
S&P 500	3881.37	4.87

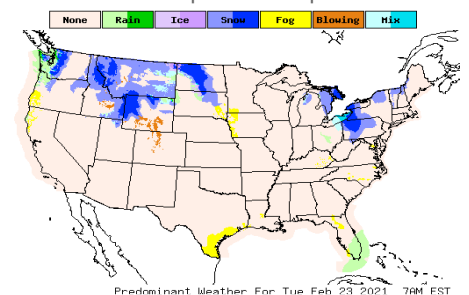
**Weather Data**

**Temperature Map**



City	HIGH °F	LOW °F
Calgary	31	21
Conway	33	17
Cushing	70	40
Denver	57	34
Houston	73	52
Mont Belvieu	66	49
Sarnia	43	29
Williston	35	25

**Precipitation Map**



This report has been prepared by PFL Petroleum Limited personnel for your information only and the views expressed are intended to provide market commentary and are not recommendations. This report is not an offer to sell or a solicitation of any offer to buy any security. The information contained herein has been compiled by PFL from sources believed to be reliable, but no representation or warranty, express or implied, is made by PFL Petroleum Limited, its affiliates or any other person as to its accuracy, completeness or correctness. Copyright 2017 PFL Petroleum Limited. All Rights Reserved