



MARKET DAILY

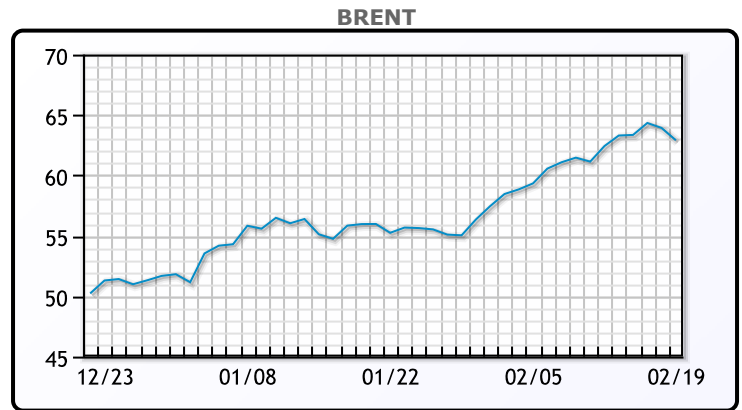
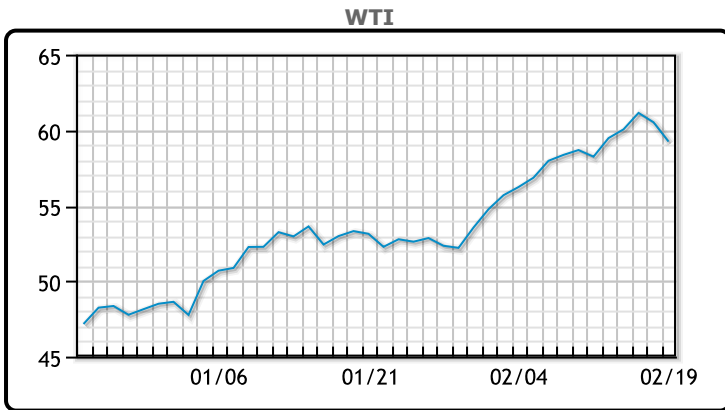
<https://www.pflpetroleum.com>
 1865 Veterans Park Dr. Suite 303
 Naples, Florida 34109
 Phone: 239-390-2885
 Fax: 239-949-0611
 Feb 19, 2021 7:07 PM

Major Energy Futures		
	Settle	Change
Brent	62.91	-1.02
Gas Oil	523	7.5
Natural Gas	3.069	-0.137
RBOB	180.69	-1.62
ULSD	182.29	-0.13
WTI	59.24	-1.28

Market Commentary

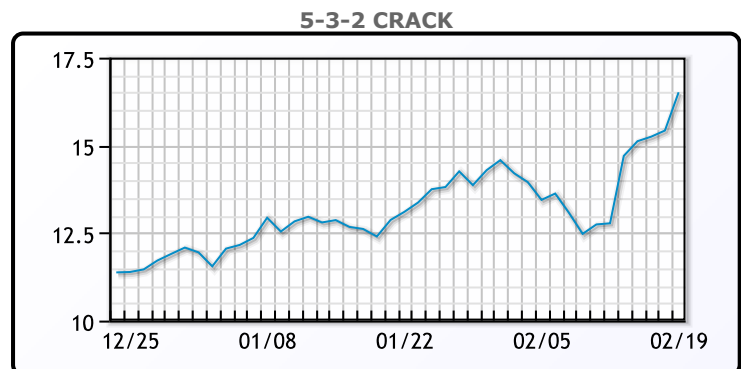
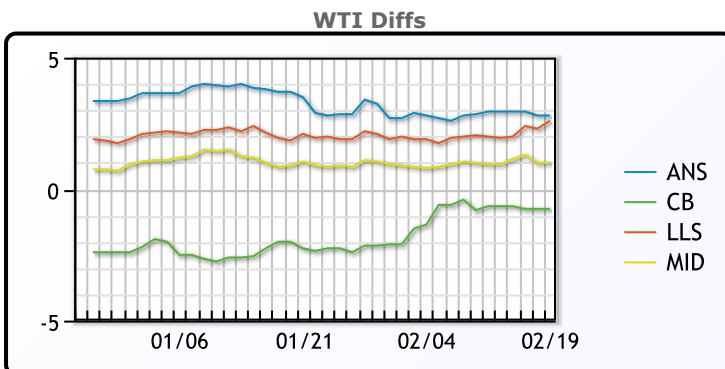
Oil prices extended yesterday's loss as Texas prepares to ramp up production. Texas refiners had halted about 1/5 of nation's oil processing power amid the deep freeze and power outages. "Price pullback thus far appears corrective and is slight within the context of this month's major upside price acceleration," said Jim Ritterbusch, president of Ritterbusch and Associates. The United States on Thursday said it was ready to talk to Iran about returning to a 2015 agreement that aimed to prevent Tehran from acquiring nuclear weapons. Prospects of removing sanctions are unknown but if the parties do re-enter this deal it will open up Iranian crude to the world market. WTI traded down \$1.28 or -2.12% to close at \$59.24. Brent traded down \$1.02 or -1.6% to close at \$62.91.

Crude & Product Markets

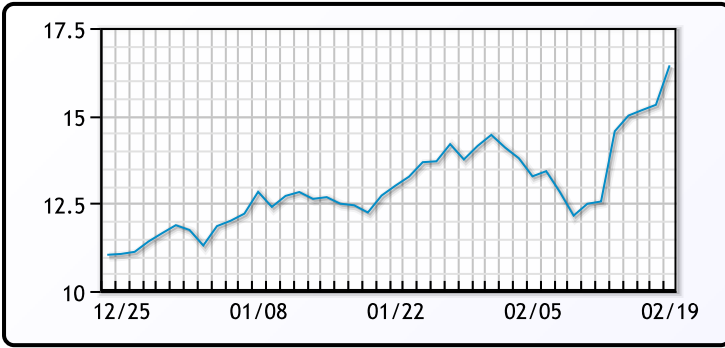


CRUDE	Last	Week Ago	Month Ago
ANS	62.04	62.42	56.48
BLS	58.49	58.82	50.73
LLS	61.84	61.42	55.08
Mid	60.24	60.42	54.03
WTI	59.24	59.47	52.98

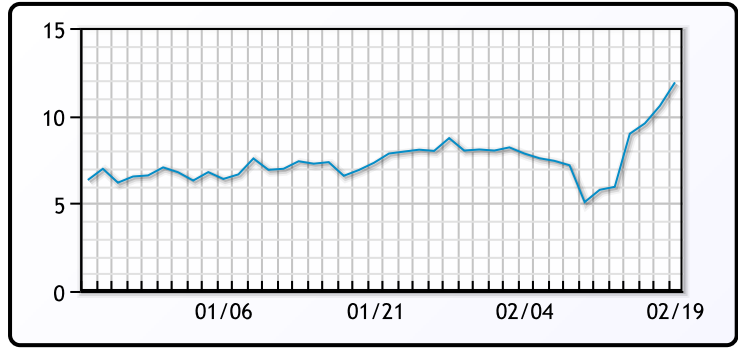
PRODUCTS	Last	Week Ago	Month Ago
Gulf RBOB	180.14	163.75	149.36
Gulf ULSD	179.69	171.76	154.42
NYH RBOB	181.04	169.2	154.66
NYH ULSD	182.79	177.64	159.52
USGC 3%	53.63	53.88	49.38



3-2-1 Crack



Gulf 3-2-1 Crack



NGLs

MB

	Last	Week Ago	Month Ago
Butane	98	94	91.5
IsoButane	95.5	91.75	88.5
Natural Gasoline	140.75	130.25	122.5
Propane	96	89.5	89

CONWAY

	Last	Week Ago	Month Ago
Butane	92	87	106
IsoButane	113	113.75	118
Natural Gasoline	138	130	119.5
Propane	114	90.5	94

MB NON

	Last	Week Ago	Month Ago
Butane	95	91	91.5
IsoButane	95.5	91.75	88.5
Natural Gasoline	141	133.5	122.25
Propane	102	84	92.5

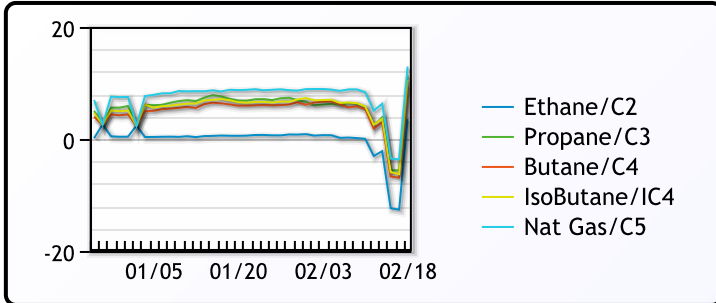
EDMONTON

	Last	Week Ago	Month Ago
Propane	88.5	52	75

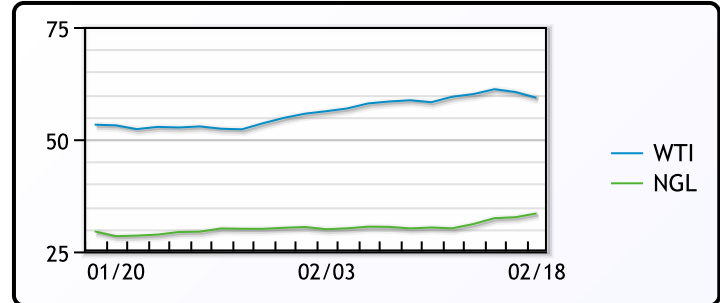
SARNIA

	Last	Week Ago	Month Ago
Propane	102.5	108	108.75

FRAC SPREAD



WTI vs NGL



FX

	Last	Change
CAD	1.2615	-0.0064
DXY	90.36401	-0.22799
Gold	1784.25	8.58

RATES

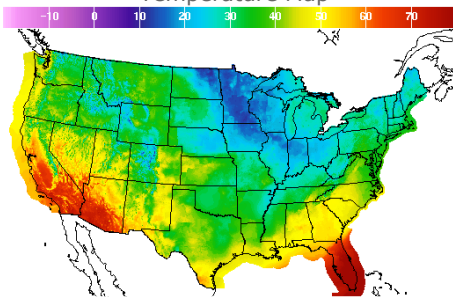
	Last	Change
US 2yr	0.1048	-0.0001
US 10yr	1.3364	0.0408
CAN 10yr	1.207	0.063

EQUITIES

	Last	Change
Nasdaq	13874.46	9.1
TSX	1092.87	6.151
S&P 500	3906.71	-7.26

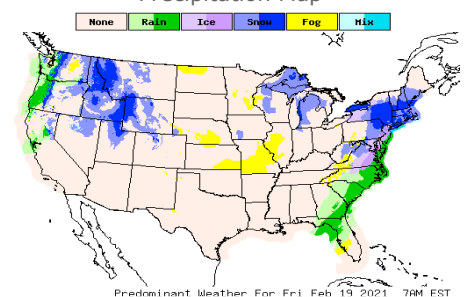
Weather Data

Temperature Map



City	HIGH °F	LOW °F
Calgary	33	15
Conway	11	-8
Cushing	33	9
Denver	42	19
Houston	47	28
Mont Belvieu	47	28
Sarnia	26	16
Williston	30	3

Precipitation Map



This report has been prepared by PFL Petroleum Limited personnel for your information only and the views expressed are intended to provide market commentary and are not recommendations. This report is not an offer to sell or a solicitation of any offer to buy any security. The information contained herein has been compiled by PFL from sources believed to be reliable, but no representation or warranty, express or implied, is made by PFL Petroleum Limited, its affiliates or any other person as to its accuracy, completeness or correctness. Copyright 2017 PFL Petroleum Limited. All Rights Reserved