



MARKET DAILY

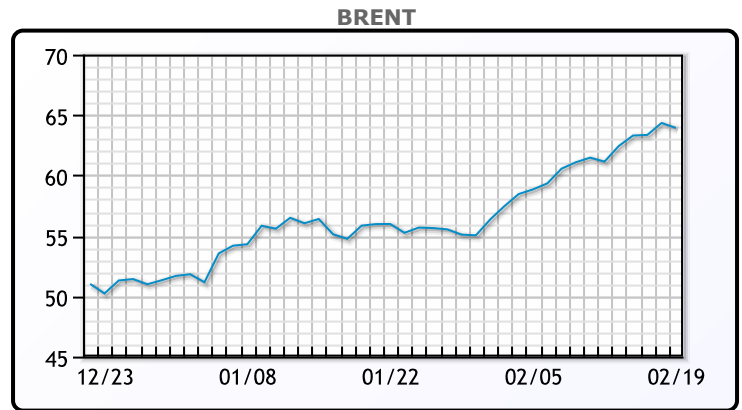
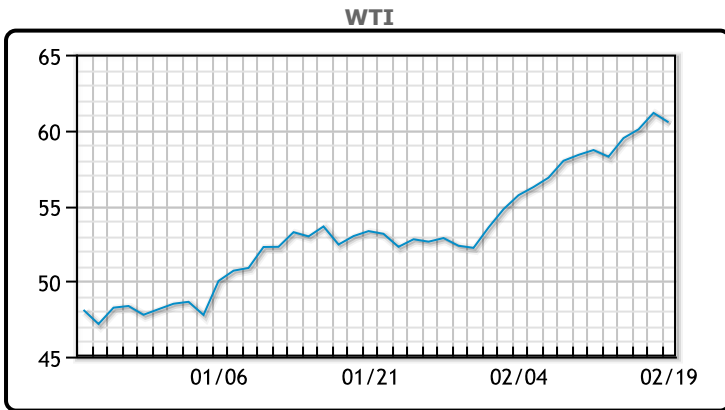
<https://www.pflpetroleum.com>
 1865 Veterans Park Dr. Suite 303
 Naples, Florida 34109
 Phone: 239-390-2885
 Fax: 239-949-0611
 Feb 18, 2021 7:33 PM

Major Energy Futures		
	Settle	Change
Brent	63.93	-0.91
Gas Oil	526.75	519.25
Natural Gas	3.082	-0.13
RBOB	179.43	4.1
ULSD	183.64	5.54
WTI	60.52	2.17

Market Commentary

JP Morgan announced that prices for crude oil could see further gains against a backdrop of improving global outlook as major economies push forward with their ongoing vaccination campaigns. "I think there's room for oil prices to move a little bit higher in this environment but, you know, not thinking about a price of \$80 or \$90 a barrel. Maybe it goes up by \$5 or \$10 more from here," Kerry Craig, global market strategist at JPMorgan Asset Management With the deadly winter storm in the southern US, energy prices popped as millions of barrels of oil production per day were offline. With production increasing we still expect that OPEC+ members will still curtail their production, to an extent, due to the low likelihood that international travel will be coming back in a big way. "We're still relying on those OPEC+ members to keep that supply relatively curtailed and I think there's still a question about that in terms of the amount of supply coming on relative to demand."

Crude & Product Markets

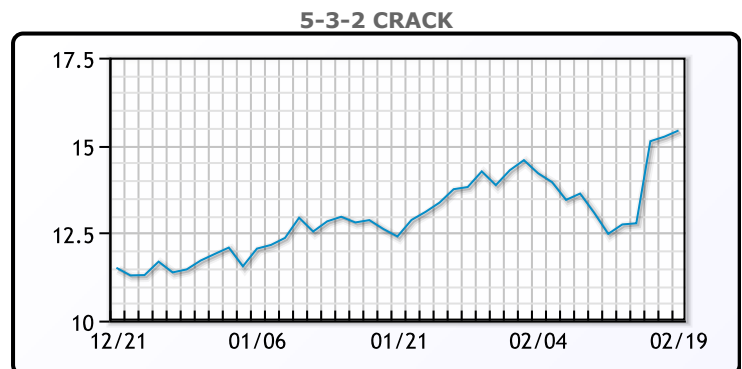
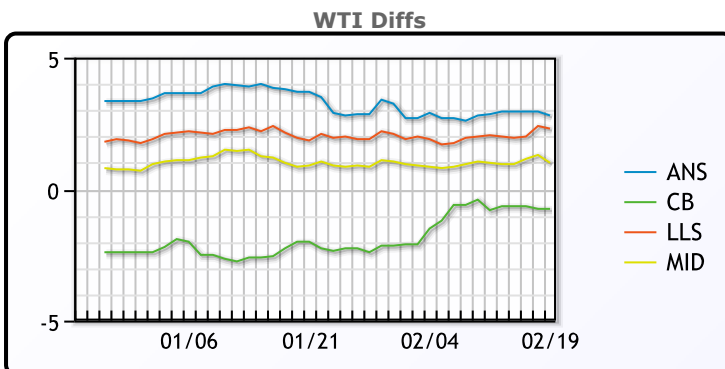


CRUDE

	Last	Week Ago	Month Ago
ANS	64.09	61.19	56.06
BLS	60.39	57.59	50.36
LLS	63.54	60.24	54.21
Mid	62.44	59.19	53.26
WTI	61.14	58.24	52.36

PRODUCTS

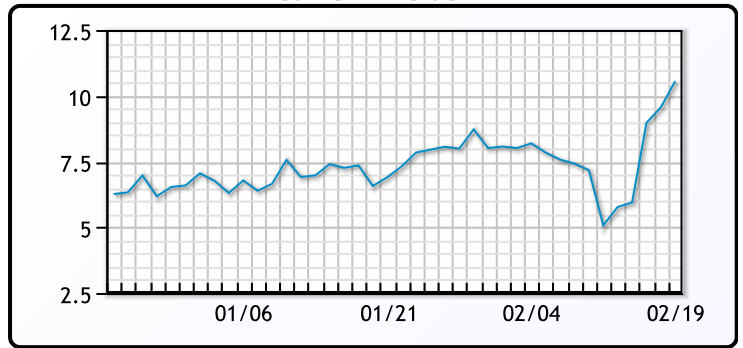
	Last	Week Ago	Month Ago
Gulf RBOB	179.05	159.35	148.59
Gulf ULSD	180.63	168.88	153.94
NYH RBOB	181.68	165.27	153.84
NYH ULSD	184.77	175.06	159.04
USGC 3%	55.38	52.88	48.63



3-2-1 Crack



Gulf 3-2-1 Crack



NGLs

MB

	Last	Week Ago	Month Ago
Butane	97	90.13	94.25
IsoButane	95.25	89.5	94
Natural Gasoline	138	130.25	122.5
Propane	98	85.25	95

CONWAY

	Last	Week Ago	Month Ago
Butane	91	84.5	115
IsoButane	114	113	120
Natural Gasoline	136	130	118.5
Propane	119	90	105

MB NON

	Last	Week Ago	Month Ago
Butane	95	88	96.75
IsoButane	95.25	89.5	94
Natural Gasoline	136	130	121.75
Propane	96	84	92.5

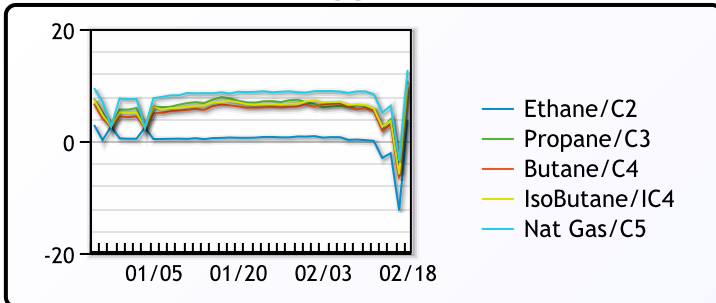
EDMONTON

	Last	Week Ago	Month Ago
Propane	81	52	75

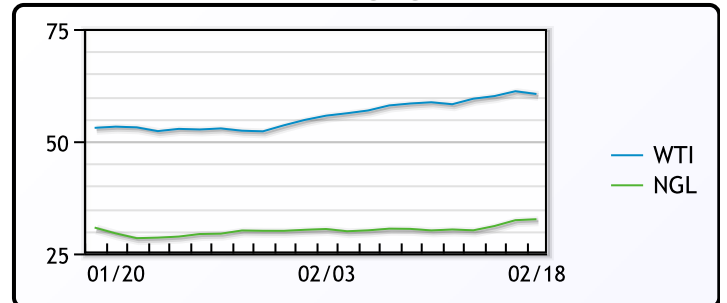
SARNIA

	Last	Week Ago	Month Ago
Propane	102.5	108	108.75

FRAC SPREAD



WTI vs NGL



FX

	Last	Change
CAD	1.2679	-0.0085
DXY	90.592	-0.678
Gold	1775.67	-2.93

RATES

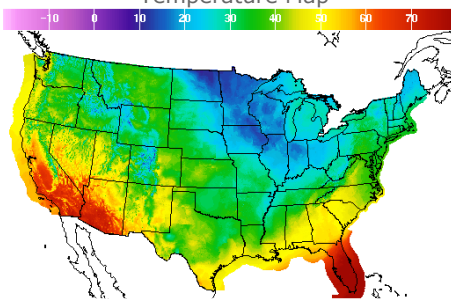
	Last	Change
US 2yr	0.1049	0.006
US 10yr	1.2956	0.0373
CAN 10yr	1.144	0.065

EQUITIES

	Last	Change
Nasdaq	13965.5	-182.14
TSX	1091.685	-4.966
S&P 500	3931.33	-18.62

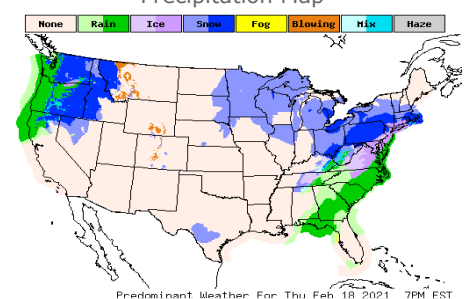
Weather Data

Temperature Map



City	HIGH °F	LOW °F
Calgary	30	15
Conway	5	-8
Cushing	29	4
Denver	43	18
Houston	47	26
Mont Belvieu	46	26
Sarnia	26	16
Williston	28	-1

Precipitation Map



This report has been prepared by PFL Petroleum Limited personnel for your information only and the views expressed are intended to provide market commentary and are not recommendations. This report is not an offer to sell or a solicitation of any offer to buy any security. The information contained herein has been compiled by PFL from sources believed to be reliable, but no representation or warranty, express or implied, is made by PFL Petroleum Limited, its affiliates or any other person as to its accuracy, completeness or correctness. Copyright 2017 PFL Petroleum Limited. All Rights Reserved