



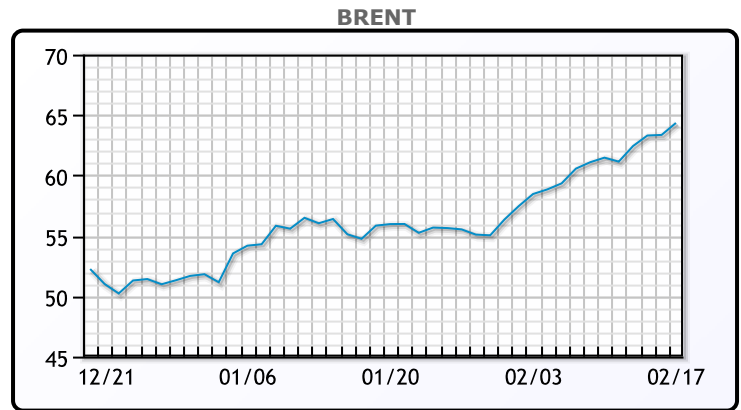
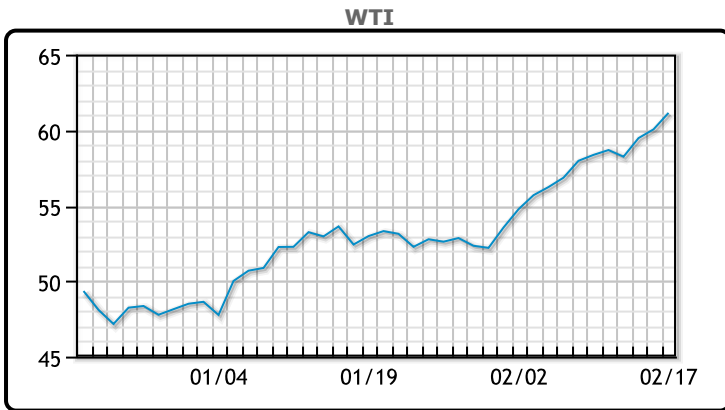
MARKET DAILY

<https://www.pflpetroleum.com>
 1865 Veterans Park Dr. Suite 303
 Naples, Florida 34109
 Phone: 239-390-2885
 Fax: 239-949-0611
 Feb 17, 2021 7:22 PM

Major Energy Futures		
	Settle	Change
Brent	64.34	0.99
Gas Oil	519.25	-3
Natural Gas	3.219	0.09
RBOB	181.05	3.76
ULSD	183.77	2.33
WTI	61.14	1.09

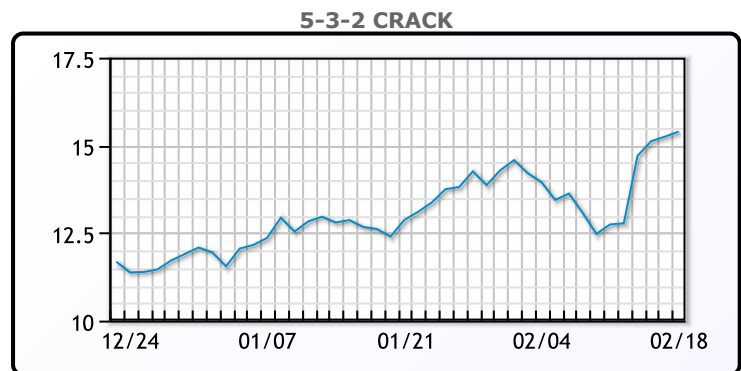
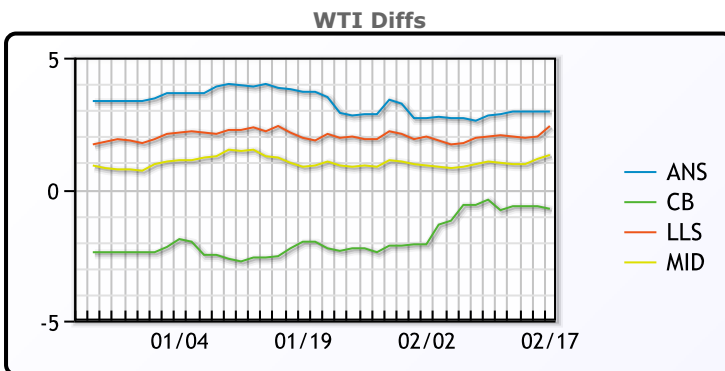
Market Commentary
 Oil prices continued to rise today as production remains shut in Texas. Frigid temperatures have shut production but it is also forcing refinery closures in the US largest producing/refining state. Industry experts are saying this could last weeks. "This has just sent us to the next level," said Bob Yawger, director of energy futures at Mizuho in New York. "Crude oil WTI will probably max out somewhere pretty close to \$65.65, refinery utilization rate will probably slide to somewhere around 76 per cent," Yawger said. The Saudis are planning to increase output over the coming months according to some reports. The Journal reported the Kingdom will announce plans to raise output at next month's OPEC meeting, though the energy Minister is still urging caution. WTI traded up \$1.09 or 1.82% to close at \$61.14. Brent traded up \$.99 or 1.56% to close at \$64.34.

Crude & Product Markets

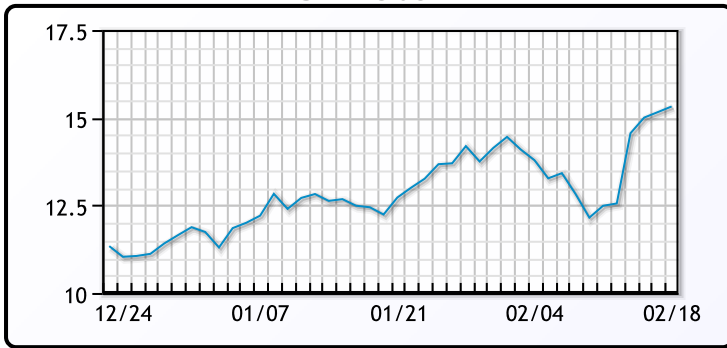


CRUDE			
	Last	Week Ago	Month Ago
ANS	64.09	61.53	56.06
BLS	60.39	57.88	50.36
LLS	63.54	60.73	54.21
Mid	62.44	59.68	53.26
WTI	61.14	58.68	52.36

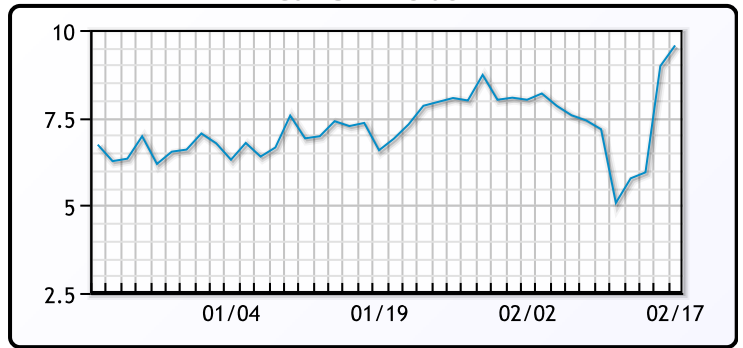
PRODUCTS			
	Last	Week Ago	Month Ago
Gulf RBOB	179.05	158.97	148.59
Gulf ULSD	180.63	170.73	153.94
NYH RBOB	181.68	165.59	153.84
NYH ULSD	184.77	176.55	159.04
USGC 3%	55.38	52.88	48.63



3-2-1 Crack



Gulf 3-2-1 Crack



NGLs

MB

	Last	Week Ago	Month Ago
Butane	98	93.5	93.375
IsoButane	95.25	91.5	92.125
Natural Gasoline	137.5	131.5	122.5
Propane	98	85.25	95

CONWAY

	Last	Week Ago	Month Ago
Butane	91	88	115
IsoButane	114	114	120
Natural Gasoline	135	129	119
Propane	118.75	98	105

MB NON

	Last	Week Ago	Month Ago
Butane	95	90.5	96.125
IsoButane	95.25	91.5	92.125
Natural Gasoline	137	131.25	122
Propane	94.75	85.25	92.5

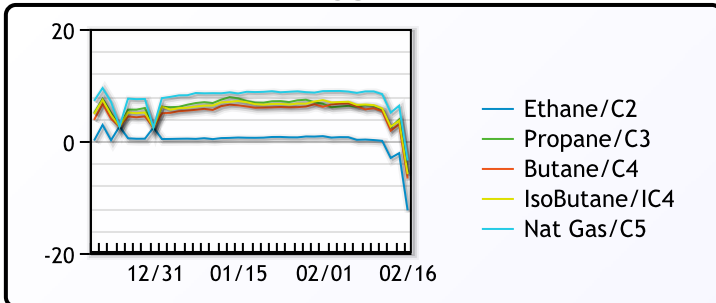
EDMONTON

	Last	Week Ago	Month Ago
Propane	73.75	60	75

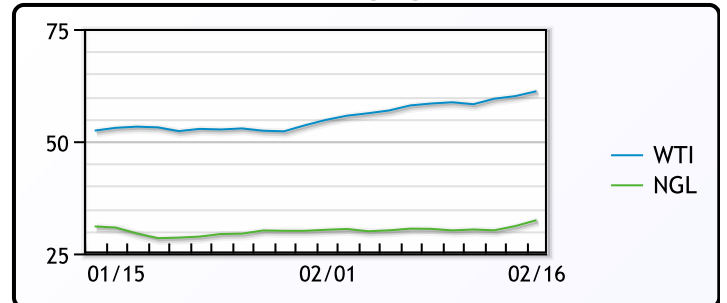
SARNIA

	Last	Week Ago	Month Ago
Propane	102.25	106.5	108.75

FRAC SPREAD



WTI vs NGL



FX

	Last	Change
CAD	1.2694	-0.0008
DXY	90.951	0.442
Gold	1778.95	2.82

RATES

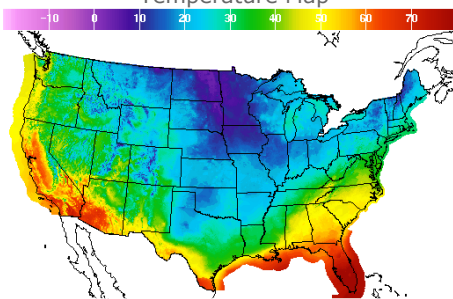
	Last	Change
US 2yr	0.1049	0.002
US 10yr	1.2669	-0.0034
CAN 10yr	1.111	-0.012

EQUITIES

	Last	Change
Nasdaq	13965.5	-82
TSX	1091.685	-5.792
S&P 500	3931.33	-1.26

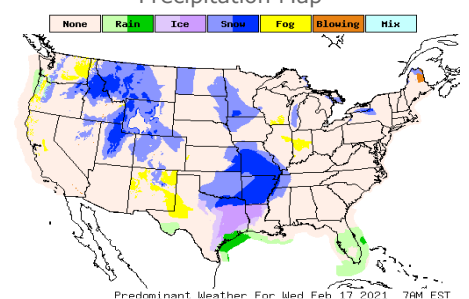
Weather Data

Temperature Map



City	HIGH °F	LOW °F
Calgary	21	7
Conway	3	-11
Cushing	22	6
Denver	32	21
Houston	36	30
Mont Belvieu	37	30
Sarnia	18	0
Williston	11	-1

Precipitation Map



This report has been prepared by PFL Petroleum Limited personnel for your information only and the views expressed are intended to provide market commentary and are not recommendations. This report is not an offer to sell or a solicitation of any offer to buy any security. The information contained herein has been compiled by PFL from sources believed to be reliable, but no representation or warranty, express or implied, is made by PFL Petroleum Limited, its affiliates or any other person as to its accuracy, completeness or correctness. Copyright 2017 PFL Petroleum Limited. All Rights Reserved