



MARKET DAILY

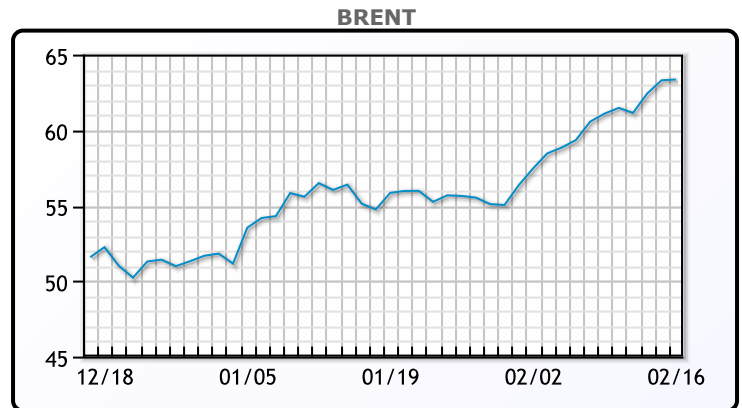
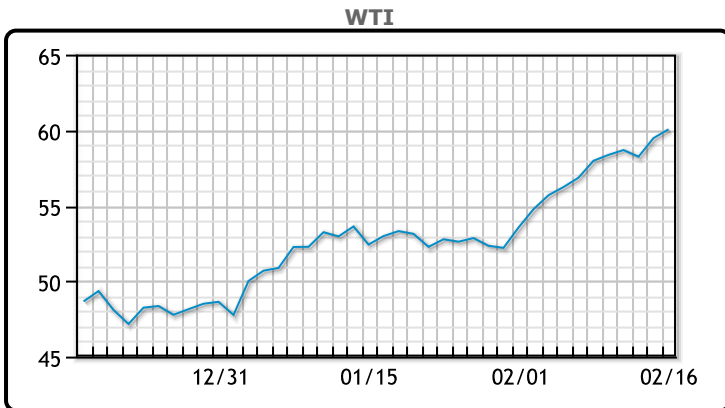
<https://www.pflpetroleum.com>
 1865 Veterans Park Dr. Suite 303
 Naples, Florida 34109
 Phone: 239-390-2885
 Fax: 239-949-0611
 Feb 16, 2021 6:28 PM

Major Energy Futures		
	Settle	Change
Brent	63.35	0.25
Gas Oil	515.25	15.5
Natural Gas	3.129	0.044
RBOB	177.29	4.23
ULSD	181.44	2.68
WTI	60.05	0.58

Market Commentary

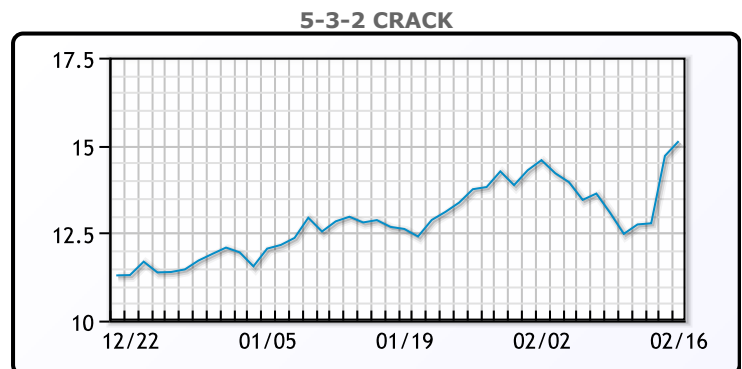
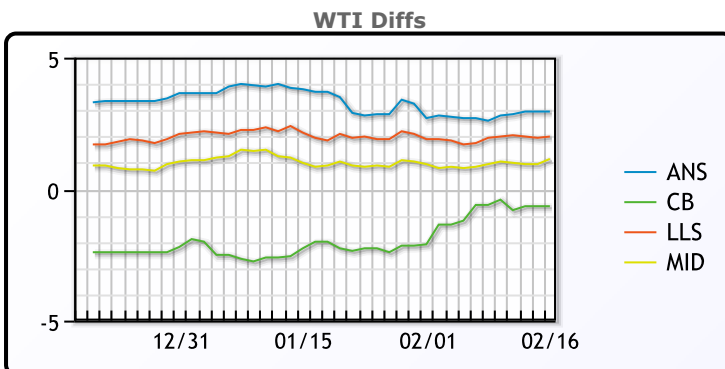
Oil prices are up today getting some support from the Texas deep freeze. Colder weather across the US has been positive for oil demand, and the deep freeze has shut in an estimated 2MM/bpd of production in Texas. "Cold temperatures have added supply side support amidst numerous well freeze-offs and several refinery disruptions as some facilities have seen forced shutdowns due to power restriction," said Jim Ritterbusch, president of Ritterbusch and Associates. WTI traded up \$.58 or .98% to close at \$60.05. Brent traded up \$.25 or .4% to close at \$63.55.

Crude & Product Markets

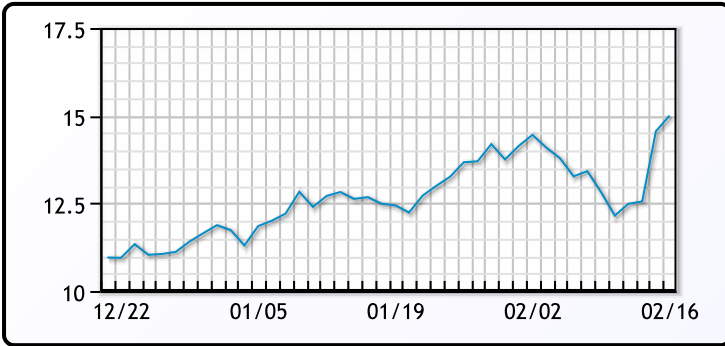


CRUDE			
	Last	Week Ago	Month Ago
ANS	63	61.2	56.06
BLS	59.4	58	50.36
LLS	62.05	60.4	54.21
Mid	61.2	59.45	53.26
WTI	60.05	58.4	52.36

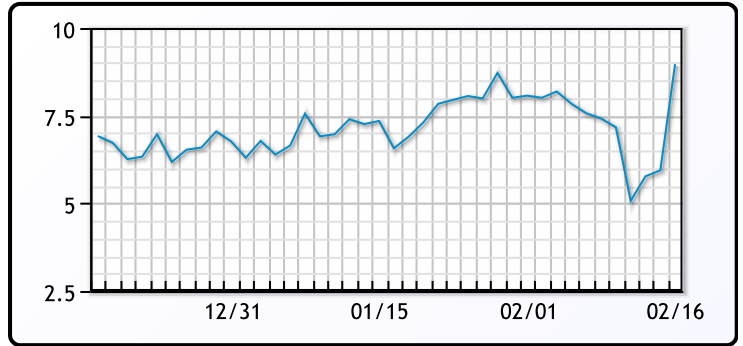
PRODUCTS			
	Last	Week Ago	Month Ago
Gulf RBOB	173.66	161.11	148.59
Gulf ULSD	176.79	170.27	153.94
NYH RBOB	177.91	168.11	153.84
NYH ULSD	182.69	175.94	159.04
USGC 3%	54.38	53.38	48.63



3-2-1 Crack



Gulf 3-2-1 Crack



NGLs

MB

	Last	Week Ago	Month Ago
Butane	94	96.5	86.25
IsoButane	91.75	94.5	87
Natural Gasoline	133.75	130.25	124
Propane	89.5	86.25	87.75

CONWAY

	Last	Week Ago	Month Ago
Butane	87	92.25	104
IsoButane	113.75	118	109
Natural Gasoline	130	126	121.5
Propane	90.5	89	85

MB NON

	Last	Week Ago	Month Ago
Butane	91	93.5	89
IsoButane	91.75	94.5	87
Natural Gasoline	133.5	130.25	124
Propane	89	85.25	87

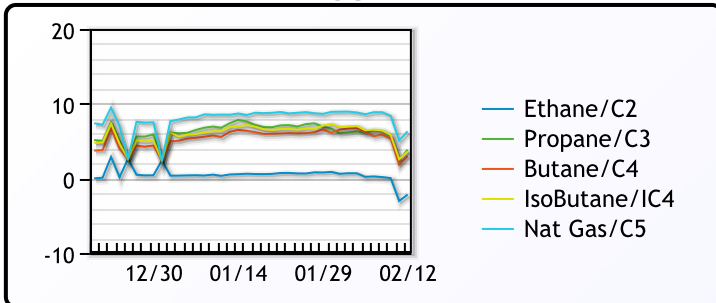
EDMONTON

	Last	Week Ago	Month Ago
Propane	55.5	51.25	56.75

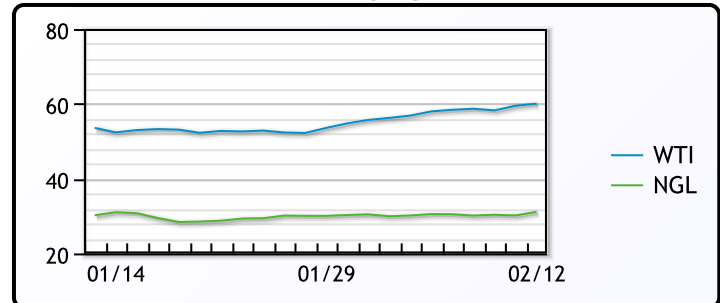
SARNIA

	Last	Week Ago	Month Ago
Propane	108	103.25	101.5

FRAC SPREAD



WTI vs NGL



FX

	Last	Change
CAD	1.2693	0.0003
DXY	90.6	0.12
Gold	1794.48	0.01

RATES

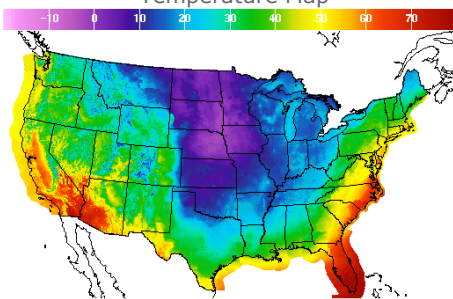
	Last	Change
US 2yr	0.119	0.01
US 10yr	1.3141	0.1059
CAN 10yr	1.123	0.094

EQUITIES

	Last	Change
Nasdaq	14047.5	-47.97
TSX	1097.48	2.339
S&P 500	3932.59	-2.24

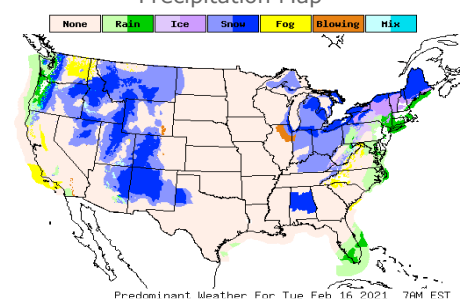
Weather Data

Temperature Map



City	HIGH °F	LOW °F
Calgary	20	-2
Conway	1	-18
Cushing	12	-12
Denver	38	19
Houston	32	13
Mont Belvieu	32	9
Sarnia	17	3
Williston	7	0

Precipitation Map



This report has been prepared by PFL Petroleum Limited personnel for your information only and the views expressed are intended to provide market commentary and are not recommendations. This report is not an offer to sell or a solicitation of any offer to buy any security. The information contained herein has been compiled by PFL from sources believed to be reliable, but no representation or warranty, express or implied, is made by PFL Petroleum Limited, its affiliates or any other person as to its accuracy, completeness or correctness. Copyright 2017 PFL Petroleum Limited. All Rights Reserved