



MARKET DAILY

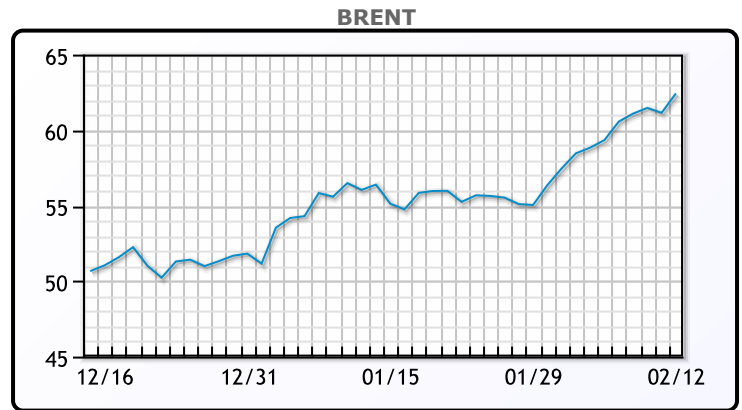
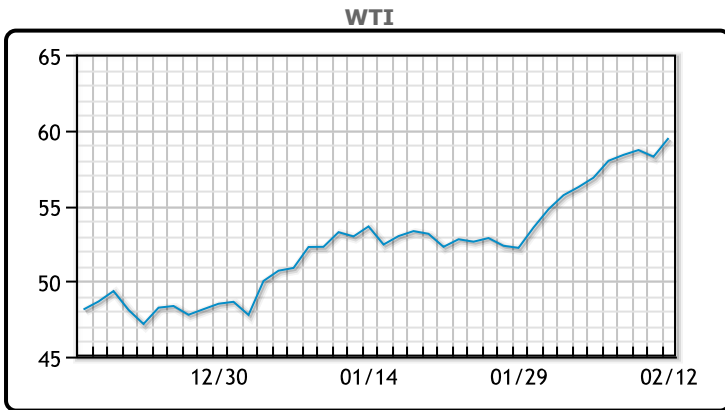
<https://www.pflpetroleum.com>
 1865 Veterans Park Dr. Suite 303
 Naples, Florida 34109
 Phone: 239-390-2885
 Fax: 239-949-0611
 Feb 12, 2021 6:51 PM

Major Energy Futures		
	Settle	Change
Brent	62.43	1.29
Gas Oil	502.75	-0.25
Natural Gas	2.912	-0.043
RBOB	169.25	-0.32
ULSD	177.14	-1.64
WTI	59.47	1.23

Market Commentary

Oil was higher today, hitting fresh highs yet again on tightening supplies. Both crude benchmarks had a weekly gain above 5% as US financial markets also hit record highs. A drop in new Covid cases and hospitalizations have also been encouraging for markets. "Expected U.S. stimulus and ongoing vaccine progress is likely to maintain appetite for risky assets in offering support to the oil market," said Jim Ritterbusch, president of Ritterbusch and Associates. The IEA said oil supply was still outstripping global demand, though COVID-19 vaccines are expected to support a demand recover. WTI traded up \$1.23 or 2.11% to close at \$59.47. Brent traded up \$1.29 or 2.11% to close at \$62.43

Crude & Product Markets

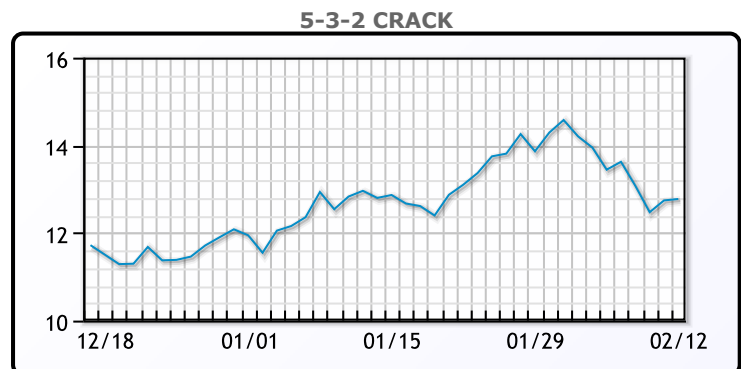
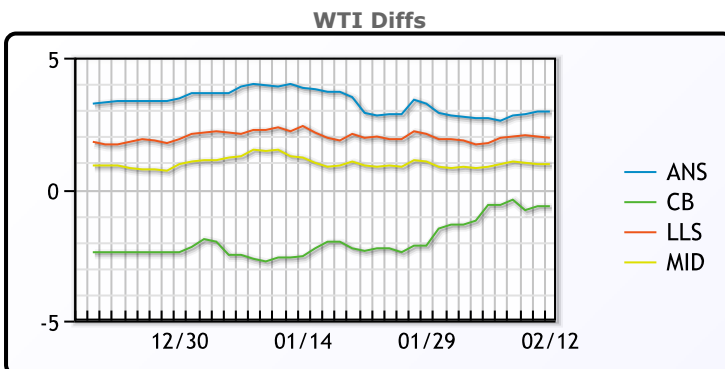


CRUDE

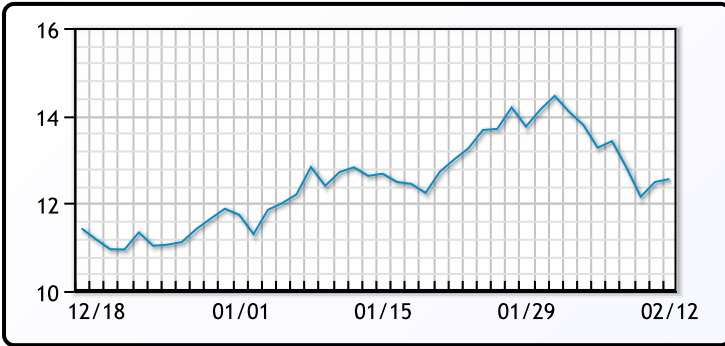
	Last	Week Ago	Month Ago
ANS	62.42	59.55	57.06
BLS	58.82	56.25	50.66
LLS	61.42	58.6	55.61
Mid	60.42	57.7	54.41
WTI	59.47	56.85	53.21

PRODUCTS

	Last	Week Ago	Month Ago
Gulf RBOB	163.75	159.68	152.3
Gulf ULSD	171.76	166.47	154.42
NYH RBOB	169.2	166.31	156.43
NYH ULSD	177.64	171.69	159.42
USGC 3%	53.88	52.38	49.63



3-2-1 Crack



Gulf 3-2-1 Crack



NGLs

MB

	Last	Week Ago	Month Ago
Butane	94	96.5	86.25
IsoButane	91.75	94.5	87
Natural Gasoline	130.25	128	121.5
Propane	89.5	86.25	87.75

CONWAY

	Last	Week Ago	Month Ago
Butane	87	92.25	104
IsoButane	113.75	118	109
Natural Gasoline	130	126	121.5
Propane	90.5	89	85

MB NON

	Last	Week Ago	Month Ago
Butane	91	93.5	89
IsoButane	91.75	94.5	87
Natural Gasoline	133.5	130.25	124
Propane	84	83.5	86

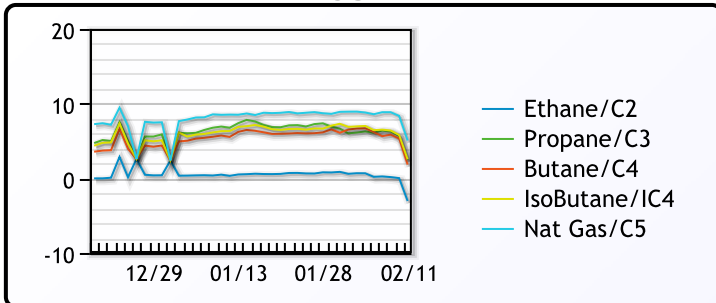
EDMONTON

	Last	Week Ago	Month Ago
Propane	52	48.25	56.25

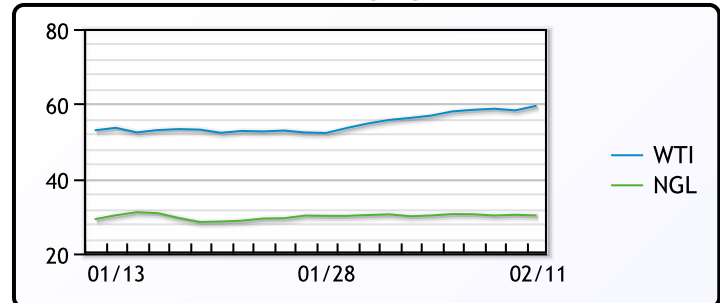
SARNIA

	Last	Week Ago	Month Ago
Propane	108	103.25	100.75

FRAC SPREAD



WTI vs NGL



FX

	Last	Change
CAD	1.2696	-0.0009
DXY	90.48	0.06299
Gold	1824.23	-1.28

RATES

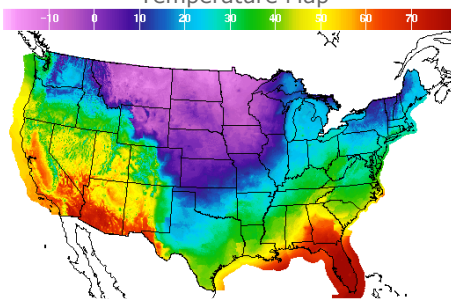
	Last	Change
US 2yr	0.109	-0.0001
US 10yr	1.2082	0.045
CAN 10yr	1.029	0.029

EQUITIES

	Last	Change
Nasdaq	14095.47	69.7
TSX	1095.14	4.098
S&P 500	3934.83	18.45

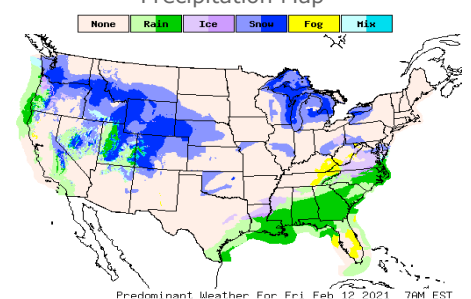
Weather Data

Temperature Map



City	HIGH °F	LOW °F
Calgary	0	-18
Conway	-14	-28
Cushing	19	9
Denver	20	8
Houston	45	37
Mont Belvieu	42	37
Sarnia	20	12
Williston	-7	-18

Precipitation Map



This report has been prepared by PFL Petroleum Limited personnel for your information only and the views expressed are intended to provide market commentary and are not recommendations. This report is not an offer to sell or a solicitation of any offer to buy any security. The information contained herein has been compiled by PFL from sources believed to be reliable, but no representation or warranty, express or implied, is made by PFL Petroleum Limited, its affiliates or any other person as to its accuracy, completeness or correctness. Copyright 2017 PFL Petroleum Limited. All Rights Reserved