



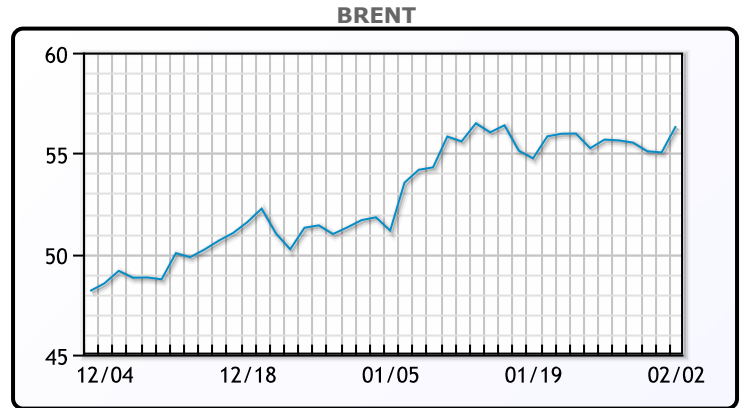
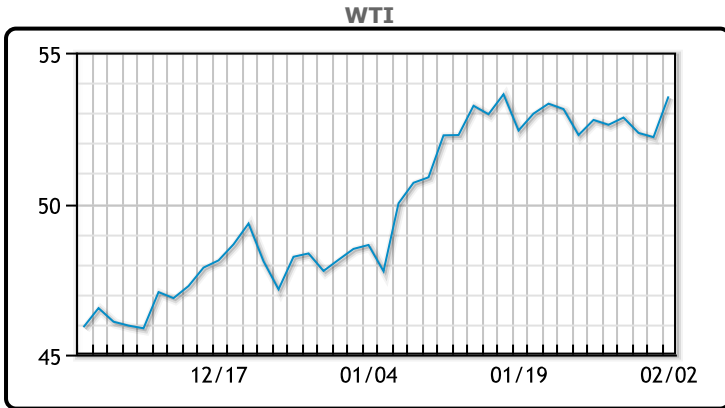
MARKET DAILY

<https://www.pflpetroleum.com>
 1865 Veterans Park Dr. Suite 303
 Naples, Florida 34109
 Phone: 239-390-2885
 Fax: 239-949-0611
 Feb 2, 2021 7:38 AM

Major Energy Futures		
	Settle	Change
Brent	56.35	1.35
Gas Oil	454.25	450.25
Natural Gas	2.85	-0.13
RBOB	159.01	4.1
ULSD	164.69	5.54
WTI	53.55	2.17

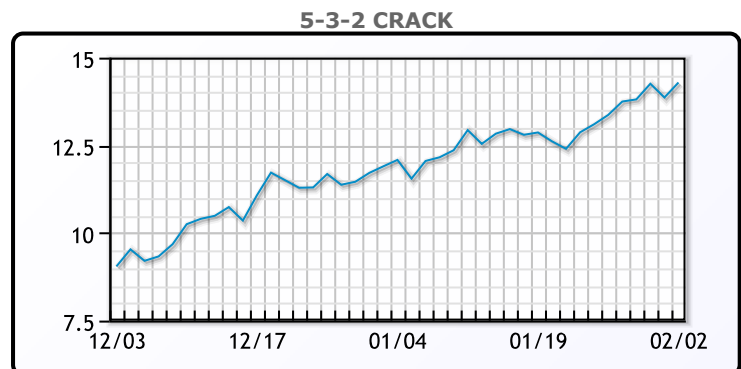
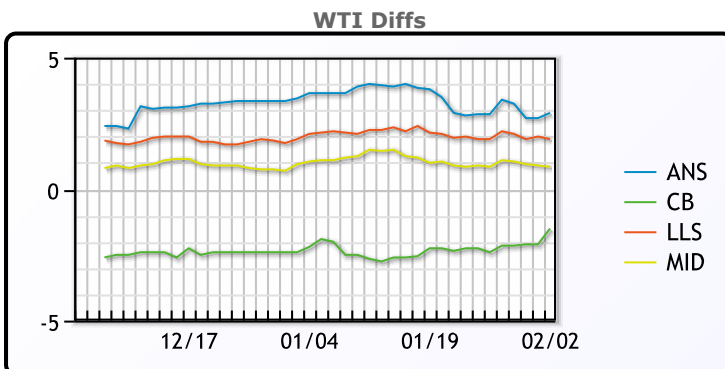
Market Commentary

Crude & Product Markets



CRUDE			
	Last	Week Ago	Month Ago
ANS	54.9	55.6	52.17
BLS	50.1	50.35	46.52
LLS	54.2	54.65	50.72
Mid	53.1	53.6	49.62
WTI	52.2	52.75	48.52

PRODUCTS			
	Last	Week Ago	Month Ago
Gulf RBOB	150.9	152.16	137.13
Gulf ULSD	154.57	154.3	143.25
NYH RBOB	156.9	156.86	142.09
NYH ULSD	159.97	159.14	147.76
USGC 3%	48.13	48.63	45.38



3-2-1 Crack



Gulf 3-2-1 Crack



NGLs

MB

	Last	Week Ago	Month Ago
Butane	95.5	88.85	69.5
IsoButane	92.5	87	70.5
Natural Gasoline	123.5	122.5	107.25
Propane	88.13	88.5	75.25

CONWAY

	Last	Week Ago	Month Ago
Butane	95.5	90.75	123.5
IsoButane	107.5	105	124.5
Natural Gasoline	119.25	119.25	106.5
Propane	88	83.25	71.75

MB NON

	Last	Week Ago	Month Ago
Butane	89.5	88.75	109.25
IsoButane	92.5	86.75	77
Natural Gasoline	123	122.75	106.5
Propane	90.13	87.63	74.5

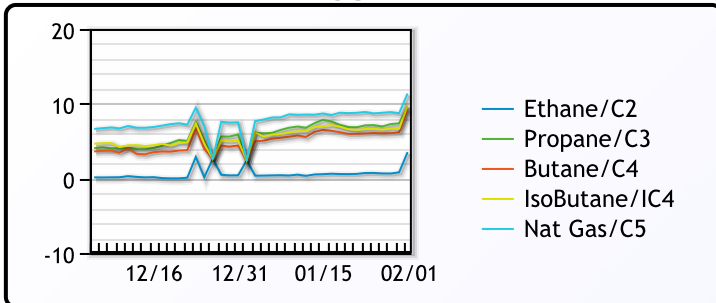
EDMONTON

	Last	Week Ago	Month Ago
Propane	50	53	42

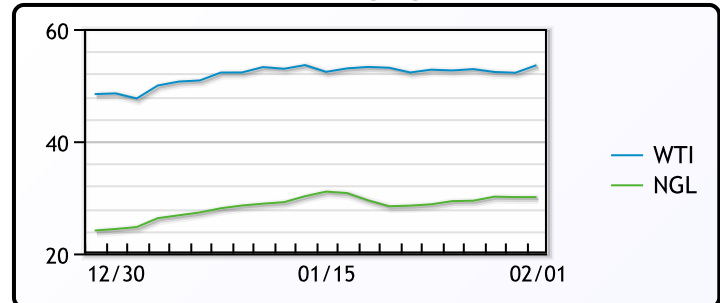
SARNIA

	Last	Week Ago	Month Ago
Propane	108.25	105.75	85

FRAC SPREAD



WTI vs NGL



FX

	Last	Change
CAD	1.2851	0.0029
DXY	90.98	0.52399
Gold	1860.78	-4.46

RATES

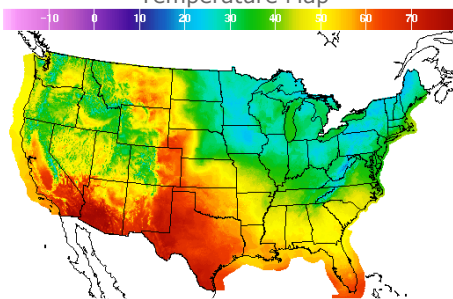
	Last	Change
US 2yr	0.1073	0.0039
US 10yr	1.0792	0.0462
CAN 10yr	0.884	0.023

EQUITIES

	Last	Change
Nasdaq	13070.69	66.23
TSX	1026.604	18.076
S&P 500	3714.24	-13.52

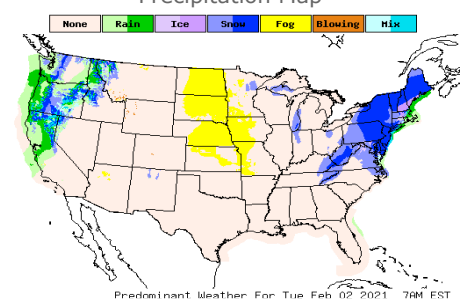
Weather Data

Temperature Map



City	HIGH °F	LOW °F
Calgary	18	6
Conway	29	10
Cushing	55	37
Denver	58	36
Houston	63	45
Mont Belvieu	57	39
Sarnia	29	25
Williston	45	29

Precipitation Map



This report has been prepared by PFL Petroleum Limited personnel for your information only and the views expressed are intended to provide market commentary and are not recommendations. This report is not an offer to sell or a solicitation of any offer to buy any security. The information contained herein has been compiled by PFL from sources believed to be reliable, but no representation or warranty, express or implied, is made by PFL Petroleum Limited, its affiliates or any other person as to its accuracy, completeness or correctness. Copyright 2017 PFL Petroleum Limited. All Rights Reserved