



MARKET DAILY

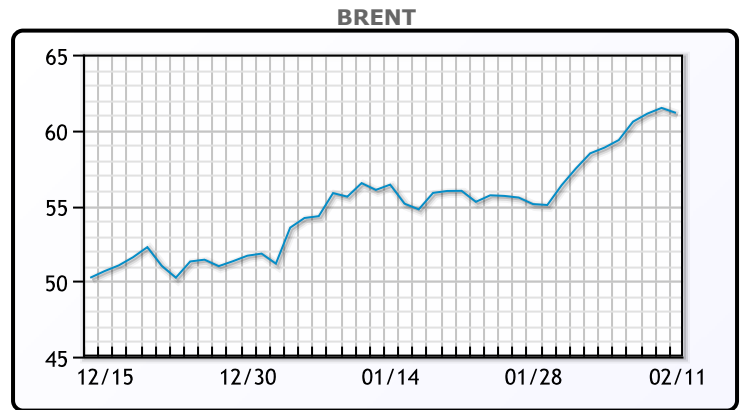
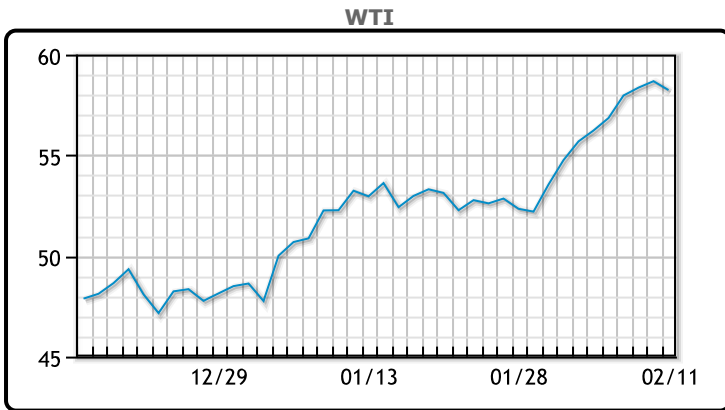
<https://www.pflpetroleum.com>
 1865 Veterans Park Dr. Suite 303
 Naples, Florida 34109
 Phone: 239-390-2885
 Fax: 239-949-0611
 Feb 11, 2021 5:59 PM

Major Energy Futures		
	Settle	Change
Brent	61.14	-0.59
Gas Oil	502.5	4.75
Natural Gas	2.868	0.076
RBOB	165.02	-2.02
ULSD	174.46	0.43
WTI	58.24	-0.44

Market Commentary

Oil prices cooled off today after a long win streak despite the Dow hitting record highs earlier today. OPEC and the IEA are saying said renewed lockdowns are hurting the prospects of a swift demand recovery. Despite price declines, both benchmarks have an RSI over 70 and remain in overbought territory. "The rally that has been on until yesterday's close may take some time to be repeated as finally the reality is being priced in, namely the slow pace of the oil demand recovery," Rystad Energy's head of oil markets Bjornar Tonhaugen said. The continuous struggle caused by the emerging variants of the virus and doubts about the efficacy of vaccines are also dampening sentiment. WTI traded down \$.44 or -.75% to close at \$58.24. Brent traded down \$.59 or -.96% to close at \$60.88

Crude & Product Markets

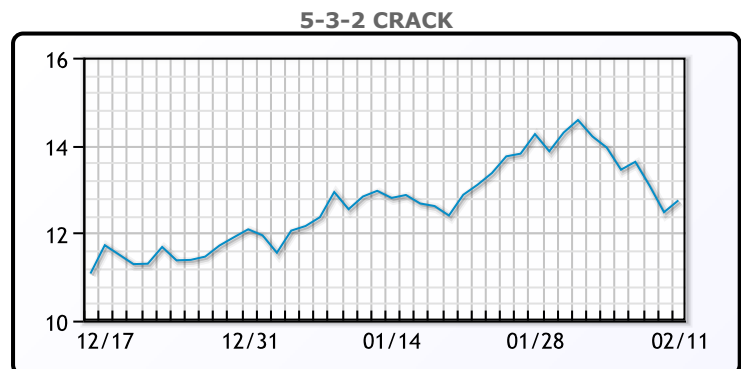
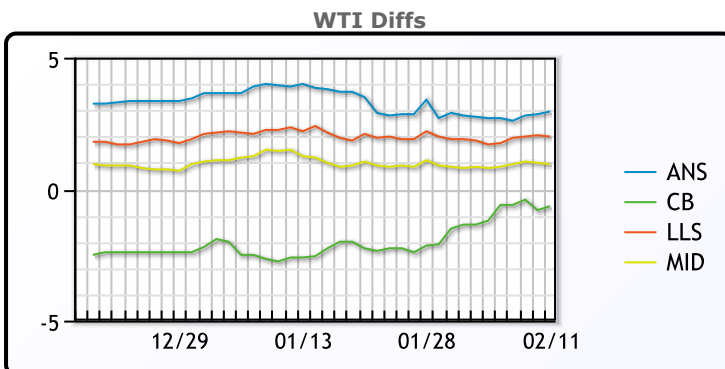


CRUDE

	Last	Week Ago	Month Ago
ANS	61.19	58.93	56.25
BLS	57.59	55.03	49.65
LLS	60.24	57.93	54.45
Mid	59.19	57.03	53.5
WTI	58.24	56.23	52.25

PRODUCTS

	Last	Week Ago	Month Ago
Gulf RBOB	159.35	159.13	148.46
Gulf ULSD	168.88	164.9	152.15
NYH RBOB	165.27	166.1	153.08
NYH ULSD	175.06	170.25	157.1
USGC 3%	52.88	51.63	48.88



3-2-1 Crack



Gulf 3-2-1 Crack



NGLs

MB

	Last	Week Ago	Month Ago
Butane	92.25	97.25	85
IsoButane	90.25	94.25	85
Natural Gasoline	131.5	129	122.5
Propane	85.25	84.25	87.75

CONWAY

	Last	Week Ago	Month Ago
Butane	87	92	103
IsoButane	114	120	105.5
Natural Gasoline	129.5	124	119.25
Propane	90.5	86.5	84

MB NON

	Last	Week Ago	Month Ago
Butane	89.25	94.25	88
IsoButane	90.25	94.25	85
Natural Gasoline	130.5	130.25	121
Propane	84	81.75	85.5

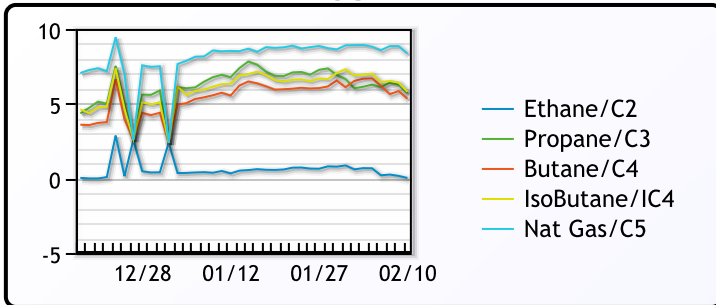
EDMONTON

	Last	Week Ago	Month Ago
Propane	58.75	47.38	54

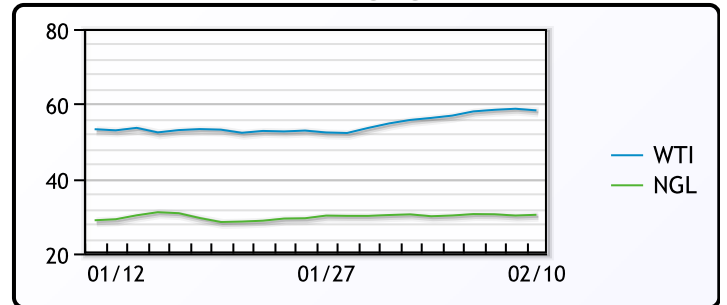
SARNIA

	Last	Week Ago	Month Ago
Propane	108	104.5	100.75

FRAC SPREAD



WTI vs NGL



FX

	Last	Change
CAD	1.2701	-0.0004
DXY	90.401	0.03
Gold	1825.73	0.22

RATES

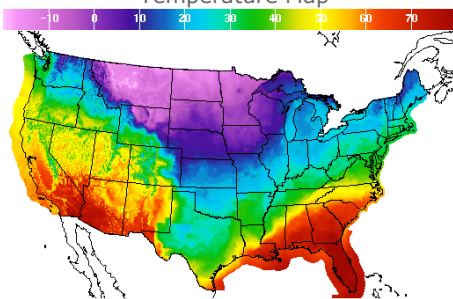
	Last	Change
US 2yr	0.1091	0.002
US 10yr	1.1632	0.0407
CAN 10yr	1	0.011

EQUITIES

	Last	Change
Nasdaq	14025.77	53.24
TSX	1091.04	-1.489
S&P 500	3916.38	6.5

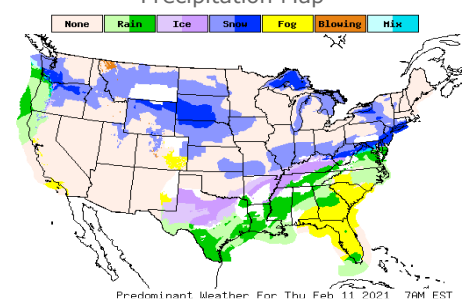
Weather Data

Temperature Map



City	HIGH °F	LOW °F
Calgary	-9	-24
Conway	-14	-24
Cushing	31	17
Denver	38	17
Houston	54	40
Mont Belvieu	52	41
Sarnia	21	9
Williston	-12	-17

Precipitation Map



This report has been prepared by PFL Petroleum Limited personnel for your information only and the views expressed are intended to provide market commentary and are not recommendations. This report is not an offer to sell or a solicitation of any offer to buy any security. The information contained herein has been compiled by PFL from sources believed to be reliable, but no representation or warranty, express or implied, is made by PFL Petroleum Limited, its affiliates or any other person as to its accuracy, completeness or correctness. Copyright 2017 PFL Petroleum Limited. All Rights Reserved