



MARKET DAILY

<https://www.pflpetroleum.com>
 1865 Veterans Park Dr. Suite 303
 Naples, Florida 34109
 Phone: 239-390-2885
 Fax: 239-949-0611
 Jan 8, 2021 7:16 PM

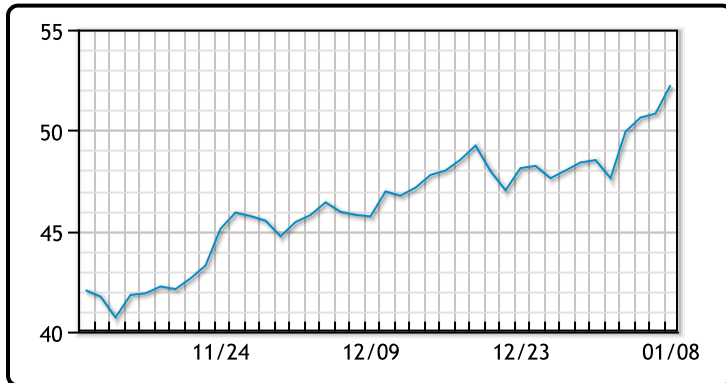
Major Energy Futures		
	Settle	Change
Brent	55.99	1.61
Gas Oil	443.75	1.5
Natural Gas	2.7	0.013
RBOB	154.23	0.77
ULSD	157.95	0.94
WTI	52.24	1.41

Market Commentary

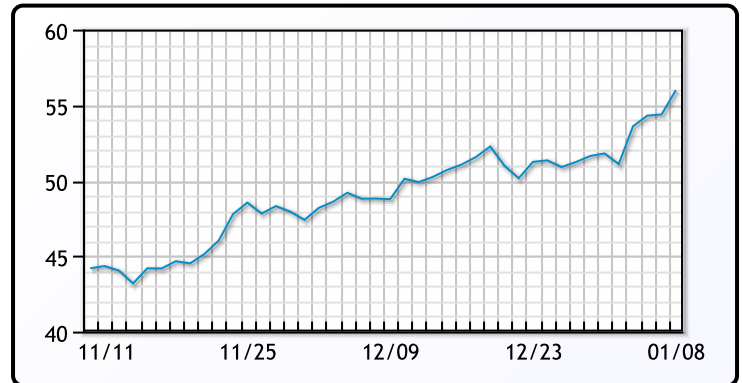
Oil prices hit 11-month highs and closed higher for the week, supported by Saudi Arabia's pledge to cut output and strong gains in major equity markets. "People are realizing the market is tighter than it has been in a while and that the commitment by Saudi Arabia to cut back production is going to keep the market balanced despite the concerns about shut-ins from COVID," said Phil Flynn, senior analyst at Price Futures Group in Chicago. However, rising COVID cases globally continues to be a concern for oil markets as the US just logged its most deadly day from COVID ever. China is also reporting elevated case levels which are troubling for demand as their consumption is second only to the US. WTI traded up \$1.41 or 2.77% to close at \$52.24. Brent traded up \$1.61 or 2.96% to close at \$53.99.

Crude & Product Markets

WTI



BRENT



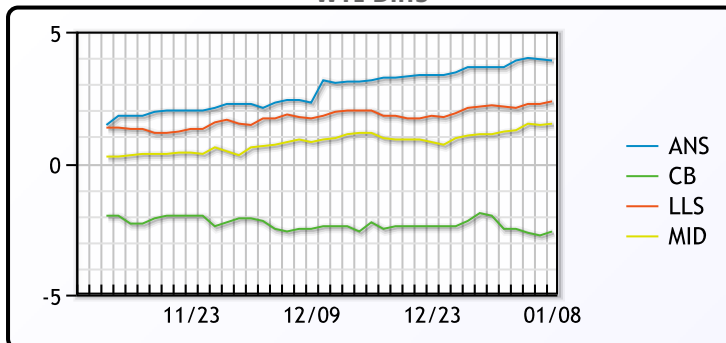
CRUDE

	Last	Week Ago	Month Ago
ANS	56.14	52.17	48.75
BLS	49.64	46.52	43.2
LLS	54.59	50.72	47.4
Mid	53.74	49.62	46.5
WTI	52.24	48.52	45.6

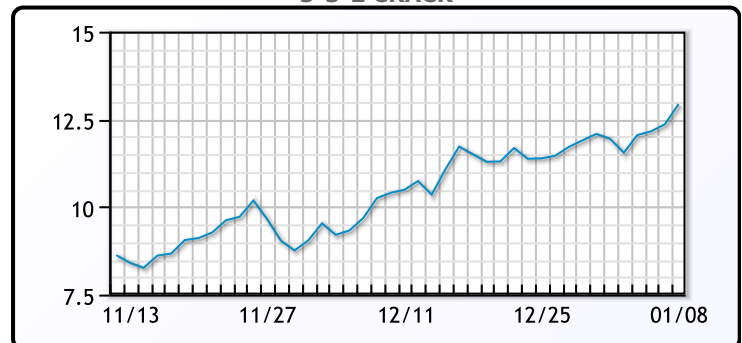
PRODUCTS

	Last	Week Ago	Month Ago
Gulf RBOB	150.1	137.13	120.34
Gulf ULSD	152.95	143.25	136.47
NYH RBOB	155.35	142.09	126.49
NYH ULSD	157.82	147.76	140.04
USGC 3%	49.38	45.38	43.13

WTI Diffs



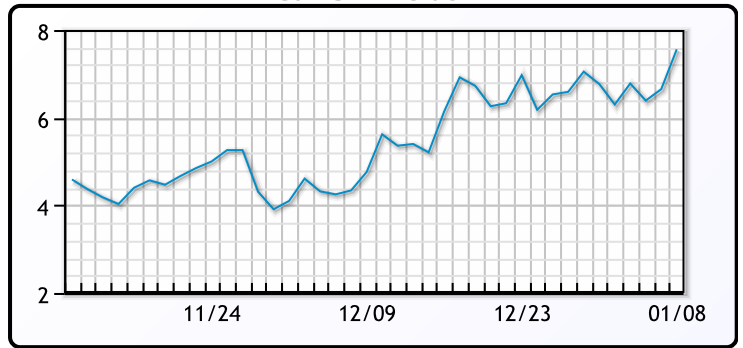
5-3-2 CRACK



3-2-1 Crack



Gulf 3-2-1 Crack



NGLs

MB

	Last	Week Ago	Month Ago
Butane	85	75	55.75
IsoButane	84	78	64.75
Natural Gasoline	118.75	107.25	98.88
Propane	86.5	75.25	58

CONWAY

	Last	Week Ago	Month Ago
Butane	101	110	71
IsoButane	107	132	90
Natural Gasoline	119	107.5	95.5
Propane	84	72.75	55.25

MB NON

	Last	Week Ago	Month Ago
Butane	87	111	72.75
IsoButane	84	78	64.75
Natural Gasoline	121	107	98
Propane	83	74.5	59.5

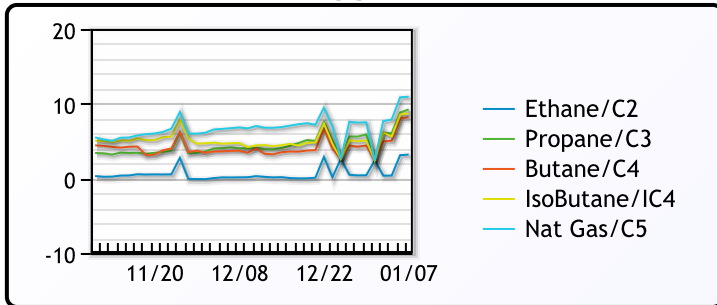
EDMONTON

	Last	Week Ago	Month Ago
Propane	51	42	29

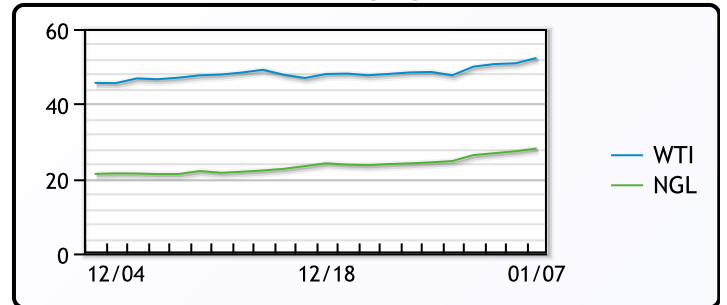
SARNIA

	Last	Week Ago	Month Ago
Propane	94.5	85	74.75

FRAC SPREAD



WTI vs NGL



FX

	Last	Change
CAD	1.2702	0.0011
DXY	90.09801	0.27201
Gold	1849.01	-64.94

RATES

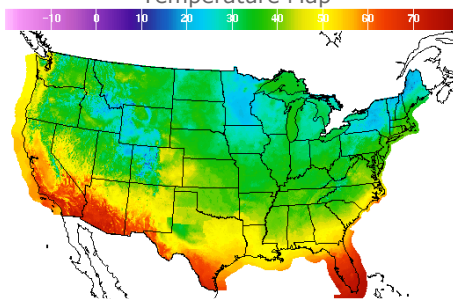
	Last	Change
US 2yr	0.1329	-0.004
US 10yr	1.1153	0.0358
CAN 10yr	0.814	0.02

EQUITIES

	Last	Change
Nasdaq	13201.98	134.5
TSX	1072.92	2.516
S&P 500	3824.68	20.89

Weather Data

Temperature Map



City	HIGH °F	LOW °F
Calgary	24	13
Conway	30	26
Cushing	41	30
Denver	42	30
Houston	56	46
Mont Belvieu	53	42
Sarnia	29	27
Williston	33	24

Precipitation Map

