



MARKET DAILY

<https://www.pflpetroleum.com>
 1865 Veterans Park Dr. Suite 303
 Naples, Florida 34109
 Phone: 239-390-2885
 Fax: 239-949-0611
 Jan 7, 2021 6:08 PM

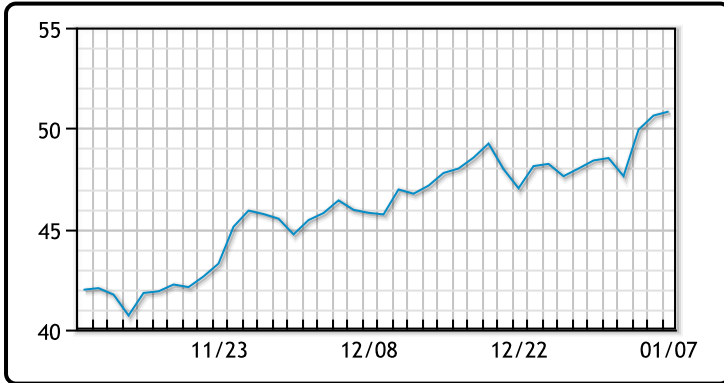
Major Energy Futures		
	Settle	Change
Brent	54.38	0.27
Gas Oil	436.25	3
Natural Gas	2.729	0.014
RBOB	148.27	2.29
ULSD	153.81	0.98
WTI	50.83	0.2

Market Commentary

Oil prices rose today, touching fresh 11-month highs, likely on anticipation of increased stimulus under a Biden administration. The new administration would likely spend significant amounts of money on infrastructure, and this could reasonably lead to increased fuel demand. The Saudis raised their official selling price for US and Asia markets after announcing a surprise output cut earlier in the week. "Saudi Arabia ...intimately knows the relationship between the oil price and the global inventory levels. Lower inventories equal higher prices," SEB chief commodity analyst Bjarne Schieldrop said. The price hike coincides with an historic drop in Saudi oil shipments to the U.S. For the first time in 35 years, America didn't import any of the kingdom's crude last week. WTI traded up \$.20 or .40% to close at \$50.83. Brent traded up \$.27 or .5% to close at \$54.57.

Crude & Product Markets

WTI



BRENT



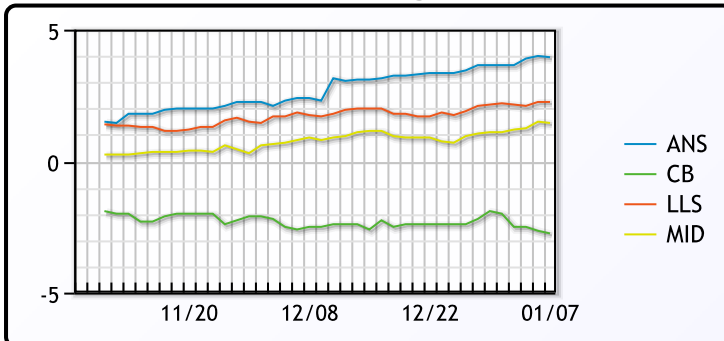
CRUDE

	Last	Week Ago	Month Ago
ANS	54.78	52.17	48.06
BLS	48.08	46.52	43.26
LLS	53.08	50.72	47.46
Mid	52.28	49.62	46.56
WTI	50.83	48.52	45.76

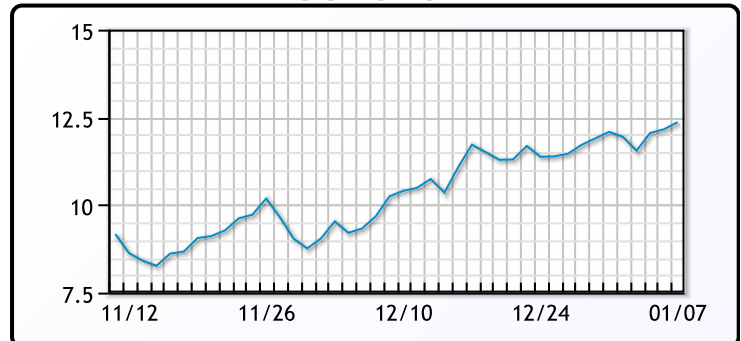
PRODUCTS

	Last	Week Ago	Month Ago
Gulf RBOB	143.15	137.13	120.58
Gulf ULSD	148.93	143.25	135.65
NYH RBOB	149.52	142.09	126.71
NYH ULSD	153.68	147.76	139.54
USGC 3%	48.38	45.38	43.13

WTI Diffs



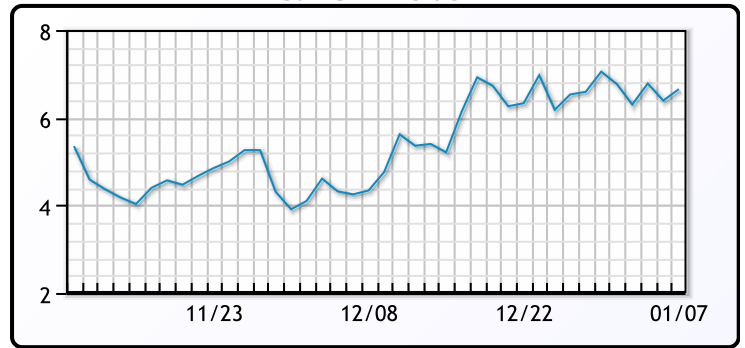
5-3-2 CRACK



3-2-1 Crack



Gulf 3-2-1 Crack



NGLs

MB

	Last	Week Ago	Month Ago
Butane	82.75	75	60
IsoButane	81.75	78	66
Natural Gasoline	118	107.25	98.5
Propane	84.5	75.25	60

CONWAY

	Last	Week Ago	Month Ago
Butane	98	110	73
IsoButane	106.5	132	91
Natural Gasoline	114.25	107.5	96
Propane	81.5	72.75	56.25

MB NON

	Last	Week Ago	Month Ago
Butane	84.75	111	77
IsoButane	81.75	78	66
Natural Gasoline	116.5	107	97.25
Propane	79.38	74.5	59.5

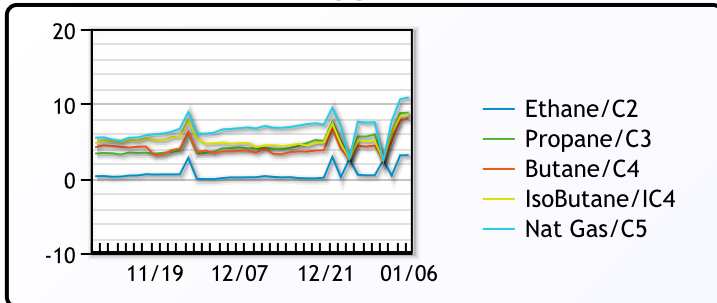
EDMONTON

	Last	Week Ago	Month Ago
Propane	48	42	29

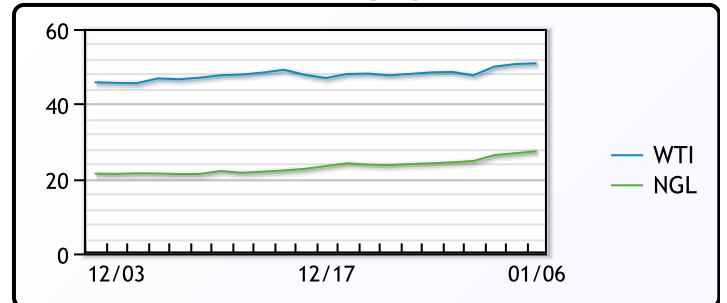
SARNIA

	Last	Week Ago	Month Ago
Propane	94.5	85	74.75

FRAC SPREAD



WTI vs NGL



FX

	Last	Change
CAD	1.2686	-0.0005
DXY	89.832	0.30199
Gold	1916.11	2.16

RATES

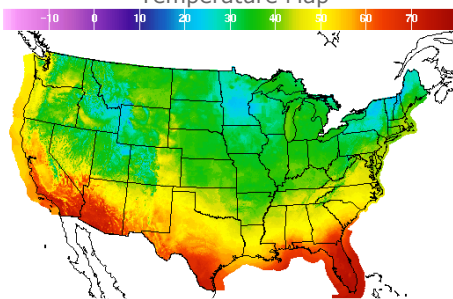
	Last	Change
US 2yr	0.1369	0
US 10yr	1.0795	0.044
CAN 10yr	0.794	0.037

EQUITIES

	Last	Change
Nasdaq	13067.48	326.69
TSX	1070.4	12.125
S&P 500	3803.79	55.65

Weather Data

Temperature Map



City	HIGH °F	LOW °F
Calgary	31	18
Conway	32	22
Cushing	42	33
Denver	45	33
Houston	58	49
Mont Belvieu	56	47
Sarnia	33	28
Williston	38	27

Precipitation Map

