



# MARKET DAILY

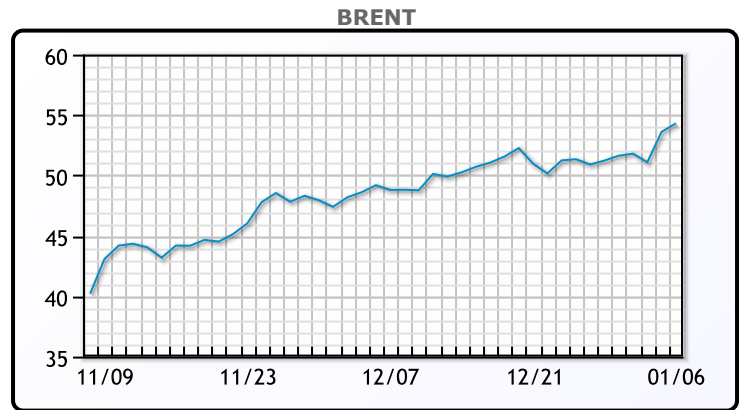
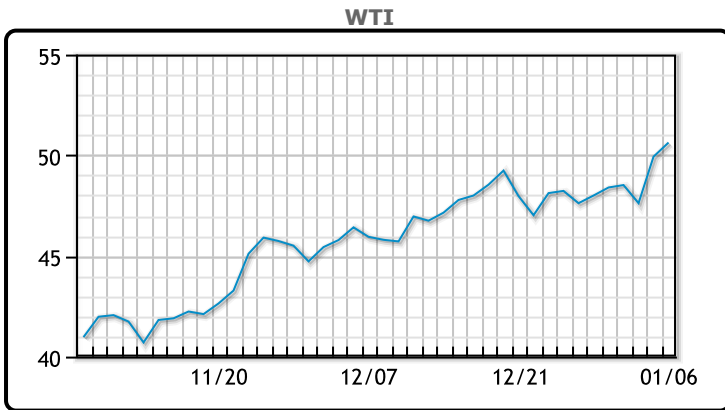
<https://www.pflpetroleum.com>  
 1865 Veterans Park Dr. Suite 303  
 Naples, Florida 34109  
 Phone: 239-390-2885  
 Fax: 239-949-0611  
 Jan 6, 2021 6:56 PM

Major Energy Futures		
	Settle	Change
Brent	54.3	0.7
Gas Oil	434.75	12
Natural Gas	2.716	0.014
RBOB	147.5	2.29
ULSD	152.87	0.98
WTI	50.63	0.7

**Market Commentary**

Crude oil rose slightly for the day as crude stocks fell sharply while fuel inventories rose. "We had a very substantial crude oil inventory draw helped by a second week of very robust crude oil exports as well as an increase in refinery utilization now exceeding 80 per cent," said Andrew Lipow, president of Lipow Oil Associates in Houston. Crude oil inventories declined by 8MM/bbls last week, still over 9% higher than this time last year. Motor gasoline inventories were 4.5Mm/bbls higher and distillate increased by 6.4MM/bbls. "We've burned through a lot of crude oil to make a lot of product, and there's no demand for the product," said Bob Yawger of Mizuho. "You can't run at that high a rate forever, with the numbers what they are." WTI traded up \$.70 or 1.4% to close at \$50.63. Brent traded up \$.70 or 1.31% to close at \$54.30.

## Crude & Product Markets

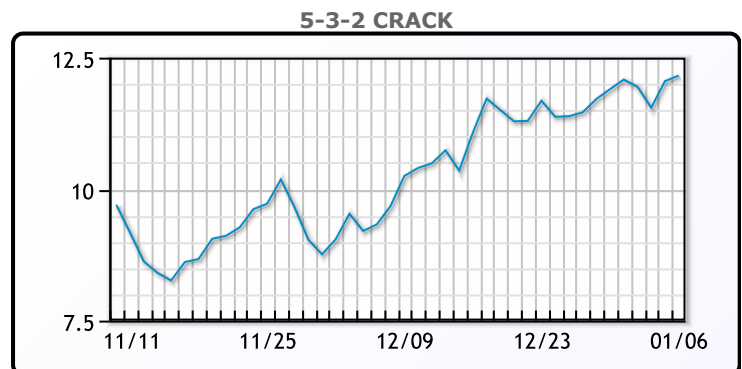
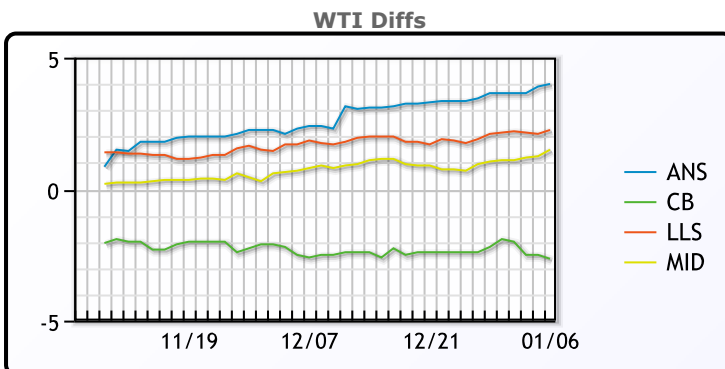


**CRUDE**

	Last	Week Ago	Month Ago
ANS	54.63	52.05	48.66
BLS	47.98	46.5	43.76
LLS	52.88	50.55	48.01
Mid	52.13	49.5	47.16
WTI	50.63	48.4	46.26

**PRODUCTS**

	Last	Week Ago	Month Ago
Gulf RBOB	142.38	136.26	122.4
Gulf ULSD	147.77	143.98	136.23
NYH RBOB	149.38	142.2	128.98
NYH ULSD	152.74	148.98	139.93
USGC 3%	47.88	45.63	43.38



**3-2-1 Crack**



**Gulf 3-2-1 Crack**



**NGLs**

**MB**

	Last	Week Ago	Month Ago
Butane	81.75	83.5	61.5
IsoButane	80.75	75.5	67.5
Natural Gasoline	115	107.25	98.5
Propane	80	75	59.25

**CONWAY**

	Last	Week Ago	Month Ago
Butane	97	120	76.5
IsoButane	106.5	135	92
Natural Gasoline	114	106	95.5
Propane	77.75	71.5	55.5

**MB NON**

	Last	Week Ago	Month Ago
Butane	83.75	111.5	80.5
IsoButane	80.75	75.5	67.5
Natural Gasoline	114.75	106.5	97.5
Propane	79.25	72.5	59.5

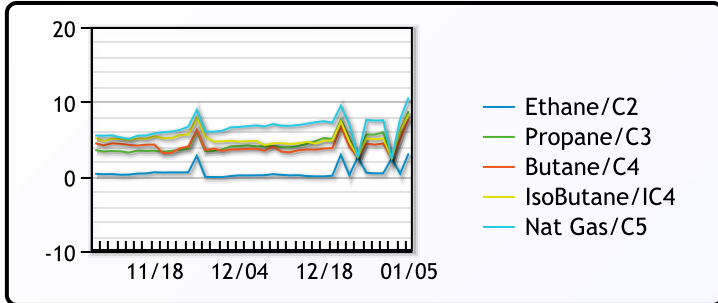
**EDMONTON**

	Last	Week Ago	Month Ago
Propane	47.25	36	29

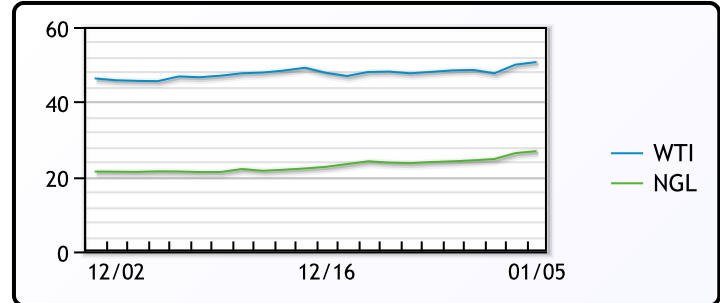
**SARNIA**

	Last	Week Ago	Month Ago
Propane	94.5	85	74.75

**FRAC SPREAD**



**WTI vs NGL**



**FX**

	Last	Change
CAD	1.2665	-0.0012
DXY	89.53001	0.09401
Gold	1923.41	4.8

**RATES**

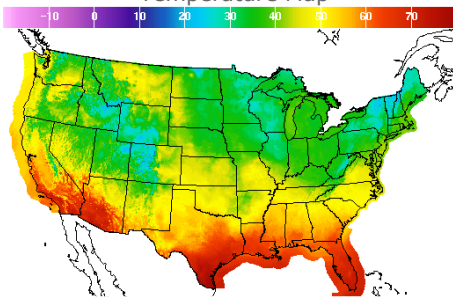
	Last	Change
US 2yr	0.1369	0.0158
US 10yr	1.0355	0.0806
CAN 10yr	0.757	0.044

**EQUITIES**

	Last	Change
Nasdaq	12740.79	-78.17
TSX	1058.28	9.496
S&P 500	3748.14	21.28

**Weather Data**

**Temperature Map**



City	HIGH °F	LOW °F
Calgary	36	24
Conway	30	23
Cushing	47	41
Denver	41	31
Houston	70	56
Mont Belvieu	66	52
Sarnia	34	28
Williston	40	26

**Precipitation Map**

