



MARKET DAILY

<https://www.pflpetroleum.com>
 1865 Veterans Park Dr. Suite 303
 Naples, Florida 34109
 Phone: 239-390-2885
 Fax: 239-949-0611
 Jan 5, 2021 6:35 PM

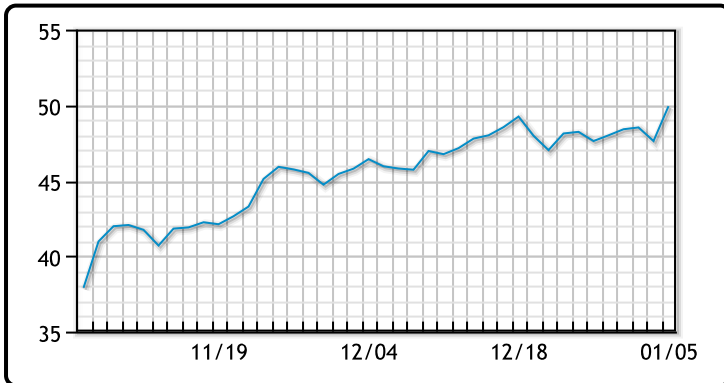
Major Energy Futures		
	Settle	Change
Brent	53.6	2.51
Gas Oil	431.75	-1
Natural Gas	2.702	0.121
RBOB	145.21	7.92
ULSD	151.89	5.69
WTI	49.93	2.31

Market Commentary

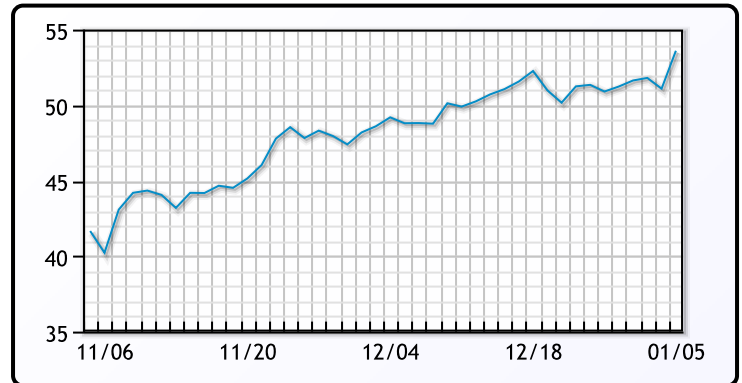
Oil rallied today with both contracts eking out more than 4% gains on the day, as WTI broke \$50 for the first time since Feb before slightly trading down. Saudi Arabia made a surprise announcement that they were going to voluntary cut production by 1MM/bpd in February, which immediately sent prices higher. They Saudis flexed their market muscle in a sign they believe that the pandemic will further disrupt the global economy. Saudi Energy Minister Abdulaziz bin Salman said the unilateral move was made "with the purpose of supporting our economy, the economies of our friends and colleagues, the OPEC-plus countries, for the betterment of the industry." If the Saudis are going to shoulder the load and take oil off the market, that changes the dynamic quite a bit," said Phil Flynn, senior analyst at Price Futures Group in Chicago. "It looks like the Saudis are taking the role as the global swing producer." WTI traded up \$2.31 or 4.85% to close at \$49.93. Brent traded up \$2.51 or 4.91% to close at \$53.60.

Crude & Product Markets

WTI



BRENT



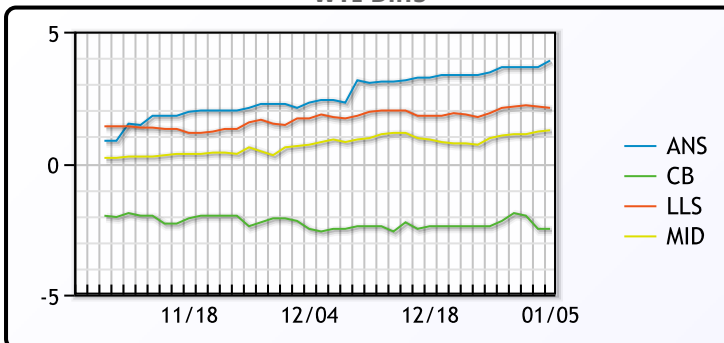
CRUDE

	Last	Week Ago	Month Ago
ANS	53.83	51.65	48.66
BLS	47.43	45.8	43.76
LLS	52.03	50.1	48.01
Mid	51.18	49.05	47.16
WTI	49.93	48	46.26

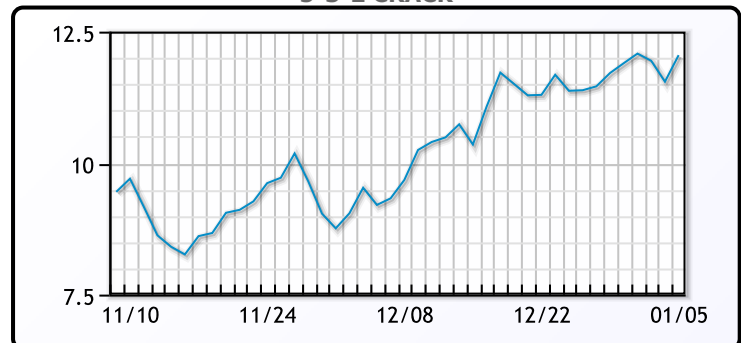
PRODUCTS

	Last	Week Ago	Month Ago
Gulf RBOB	140.59	134.46	122.4
Gulf ULSD	146.74	143.65	136.23
NYH RBOB	146.96	139.79	128.98
NYH ULSD	151.76	148.68	139.93
USGC 3%	46.88	45.63	43.38

WTI Diffs



5-3-2 CRACK



3-2-1 Crack



Gulf 3-2-1 Crack



NGLs

MB

	Last	Week Ago	Month Ago
Butane	78.5	75.5	61.5
IsoButane	78	77.5	67.5
Natural Gasoline	111	106.75	98.5
Propane	79.75	73	59.25

CONWAY

	Last	Week Ago	Month Ago
Butane	100	116	76.5
IsoButane	106	117	92
Natural Gasoline	113	105.5	95.5
Propane	77	69.5	55.5

MB NON

	Last	Week Ago	Month Ago
Butane	81.5	103.5	80.5
IsoButane	78	77.5	67.5
Natural Gasoline	113	105.5	97.5
Propane	78.13	71.25	59.5

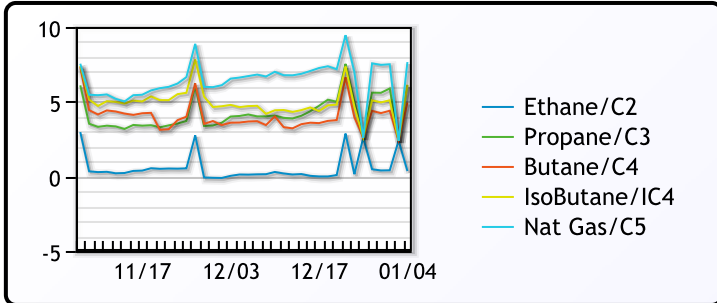
EDMONTON

	Last	Week Ago	Month Ago
Propane	45.13	38.5	29

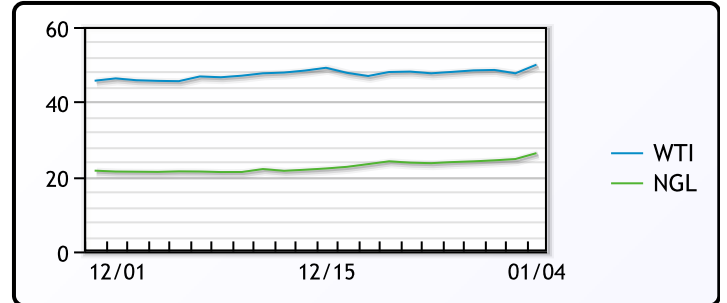
SARNIA

	Last	Week Ago	Month Ago
Propane	85	85	74.75

FRAC SPREAD



WTI vs NGL



FX

	Last	Change
CAD	1.2675	0.0006
DXY	89.436	-0.433
Gold	1951.65	1.64

RATES

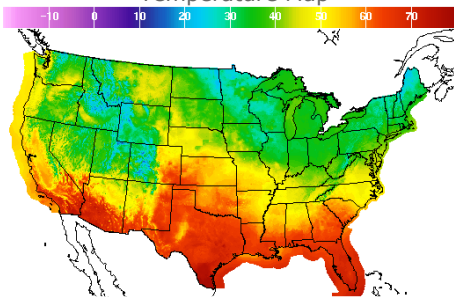
	Last	Change
US 2yr	0.1211	0.0079
US 10yr	0.9549	0.0417
CAN 10yr	0.713	0.035

EQUITIES

	Last	Change
Nasdaq	12818.96	120.51
TSX	1048.78	9.419
S&P 500	3726.86	26.21

Weather Data

Temperature Map



City	HIGH °F	LOW °F
Calgary	32	22
Conway	24	18
Cushing	55	38
Denver	50	33
Houston	67	56
Mont Belvieu	63	50
Sarnia	32	29
Williston	39	29

Precipitation Map

