



MARKET DAILY

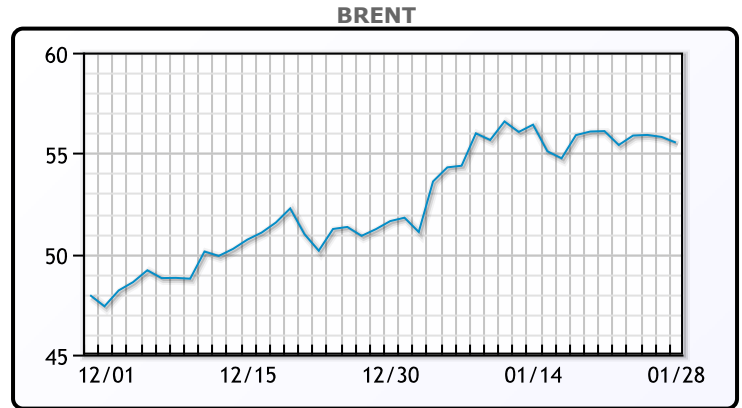
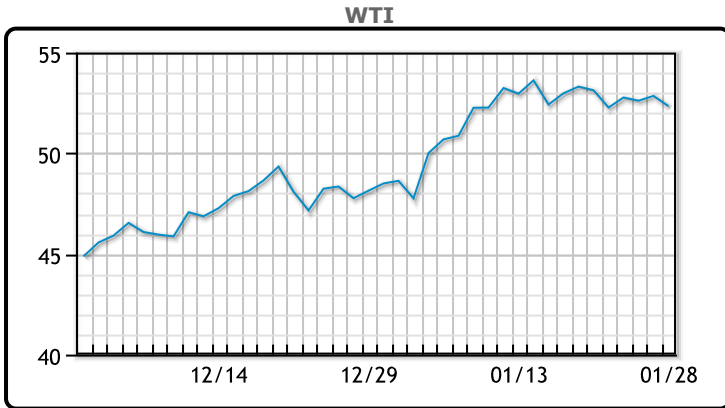
<https://www.pflpetroleum.com>
 1865 Veterans Park Dr. Suite 303
 Naples, Florida 34109
 Phone: 239-390-2885
 Fax: 239-949-0611
 Jan 29, 2021 6:15 PM

Major Energy Futures		
	Settle	Change
Brent	55.53	-0.28
Gas Oil	451.25	5
Natural Gas	2.664	-0.038
RBOB	158.29	0.58
ULSD	160.17	1.05
WTI	52.34	-0.51

Market Commentary

Oil prices were relatively quiet today as not much major market moving news out there. The market is trading in a tight range as we look for a balance with bearish news (rising cases, slowing economy) and bullish news (output cuts, inventory drops, stimulus). A Reuters poll showed prices are expected to hover around current levels for much of 2021 with gains coming towards the end of the year. "Restrictions on the demand side because of lockdowns are countered by a sufficient reduction in supply ... preventing prices from falling or rising to any significant extent," said Commerzbank analyst Carsten Fritsch WTI traded down \$.28 to close at \$55.33. Brent traded down .51 to close at \$52.34.

Crude & Product Markets

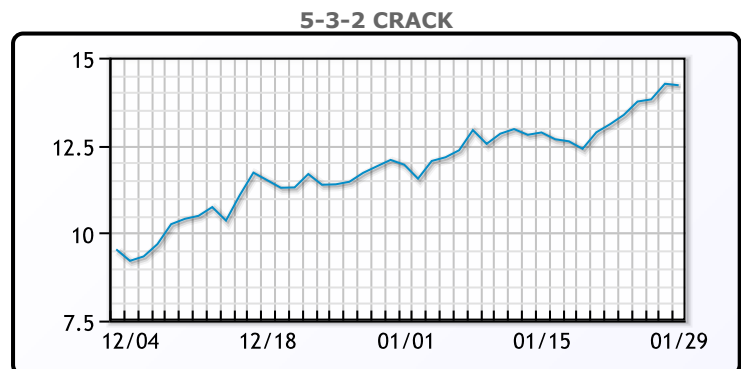
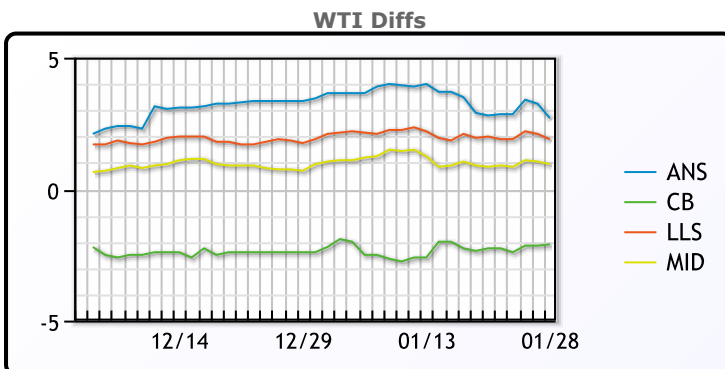


CRUDE

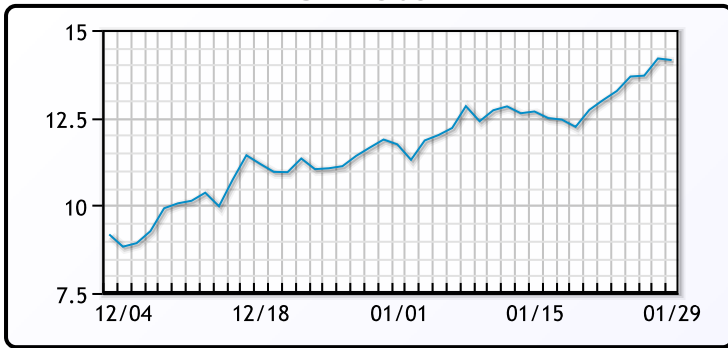
	Last	Week Ago	Month Ago
ANS	55.04	55.89	51.07
BLS	50.24	50.84	45.22
LLS	54.24	55.09	49.52
Mid	53.29	53.94	48.57
WTI	52.34	53.09	47.62

PRODUCTS

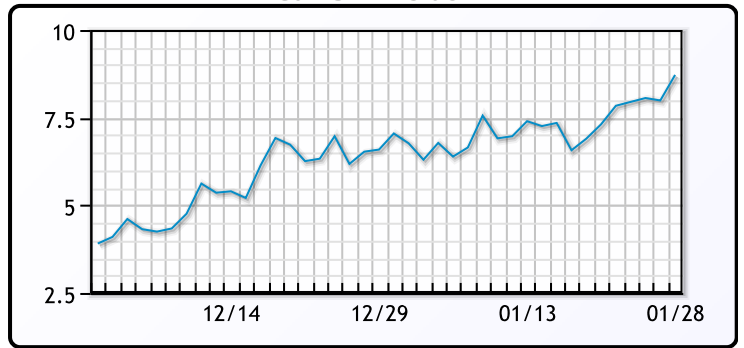
	Last	Week Ago	Month Ago
Gulf RBOB	153.74	151.12	131.82
Gulf ULSD	154.8	154.79	142.98
NYH RBOB	159.22	155.91	137.52
NYH ULSD	160.05	159.94	147.9
USGC 3%	48.13	48.88	45.38



3-2-1 Crack



Gulf 3-2-1 Crack



NGLs

MB

	Last	Week Ago	Month Ago
Butane	90.5	86	74.5
IsoButane	89	85.5	75
Natural Gasoline	126	121.75	105
Propane	92.25	85.25	71.625

CONWAY

	Last	Week Ago	Month Ago
Butane	92.5	95.25	102
IsoButane	106	110	101
Natural Gasoline	120.5	118.75	104.5
Propane	83.5	83.5	69.25

MB NON

	Last	Week Ago	Month Ago
Butane	89.5	88	96
IsoButane	89	85.5	75
Natural Gasoline	124.5	122.5	104.75
Propane	91.63	83.75	70

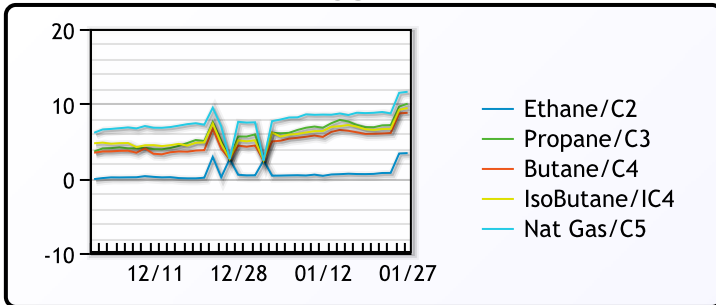
EDMONTON

	Last	Week Ago	Month Ago
Propane	44.5	56.25	38.5

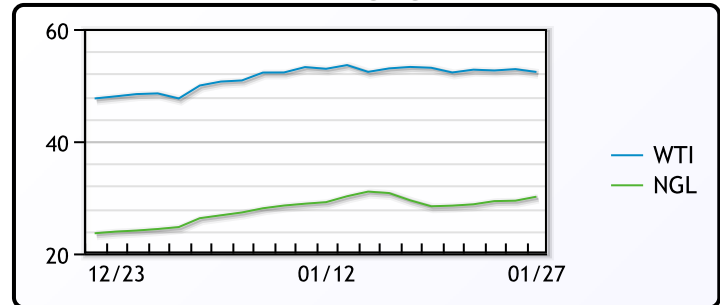
SARNIA

	Last	Week Ago	Month Ago
Propane	105.75	105	85

FRAC SPREAD



WTI vs NGL



FX

	Last	Change
CAD	1.2831	0.0001
DXY	90.455	-0.192
Gold	1843.01	-0.16

RATES

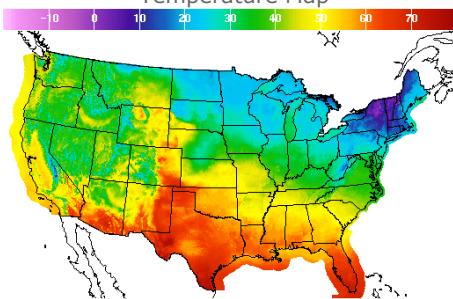
	Last	Change
US 2yr	0.1172	0
US 10yr	1.0551	0.0102
CAN 10yr	0.815	0.021

EQUITIES

	Last	Change
Nasdaq	13337.16	66.56
TSX	1046.819	17.353
S&P 500	3787.38	36.61

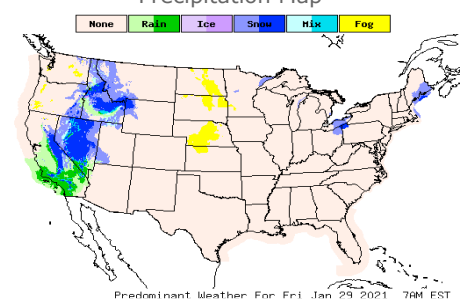
Weather Data

Temperature Map



City	HIGH °F	LOW °F
Calgary	21	2
Conway	19	6
Cushing	53	33
Denver	52	34
Houston	62	48
Mont Belvieu	60	42
Sarnia	21	10
Williston	27	16

Precipitation Map



This report has been prepared by PFL Petroleum Limited personnel for your information only and the views expressed are intended to provide market commentary and are not recommendations. This report is not an offer to sell or a solicitation of any offer to buy any security. The information contained herein has been compiled by PFL from sources believed to be reliable, but no representation or warranty, express or implied, is made by PFL Petroleum Limited, its affiliates or any other person as to its accuracy, completeness or correctness. Copyright 2017 PFL Petroleum Limited. All Rights Reserved