



MARKET DAILY

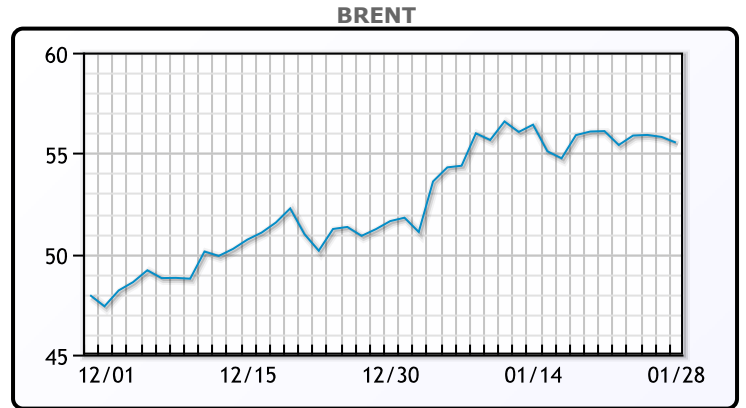
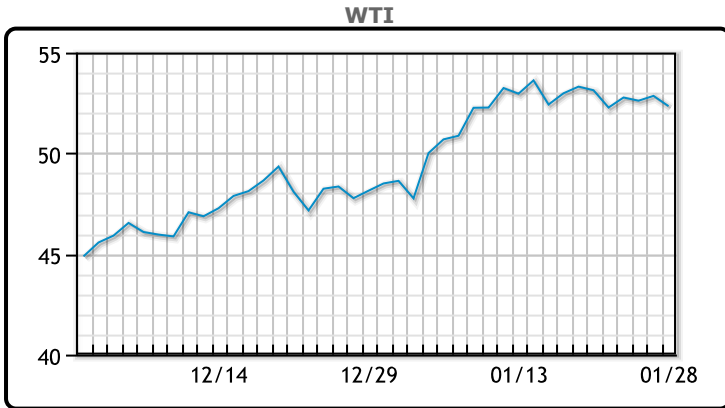
<https://www.pflpetroleum.com>
 1865 Veterans Park Dr. Suite 303
 Naples, Florida 34109
 Phone: 239-390-2885
 Fax: 239-949-0611
 Jan 28, 2021 7:25 PM

Major Energy Futures		
	Settle	Change
Brent	55.53	-0.28
Gas Oil	451.25	5
Natural Gas	2.664	-0.038
RBOB	158.29	0.58
ULSD	160.17	1.05
WTI	52.34	-0.51

Market Commentary

Oil was steady on Thursday as a weaker dollar and big crude draw continue to offset COVID demand worries. "The draw was a big relief for inventories, especially as it followed a week of builds, putting traders at ease that supply doesn't overwhelm demand for the time being," Rystad Energy's Louise Dickson said. Brent and WTI are falling farther into backwardation (indicating tight near term supply) as Brent front month over second month rose to its highest level since Feb 2020 for a fourth straight day. Crude exports also picked up while imports drop, which is bullish for prices here in the US. The Fed will be leaving interest rates unchanged and continue its assets purchases. Oil prices traded down \$.51 or -.96% to close at \$52.34. Brent traded down \$.28 or -.5% to close at \$55.53.

Crude & Product Markets

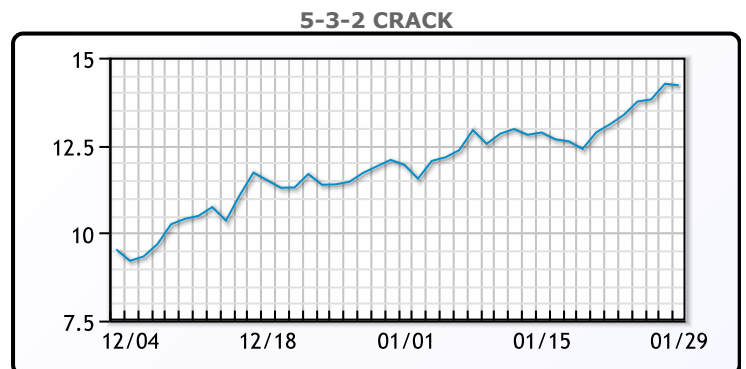
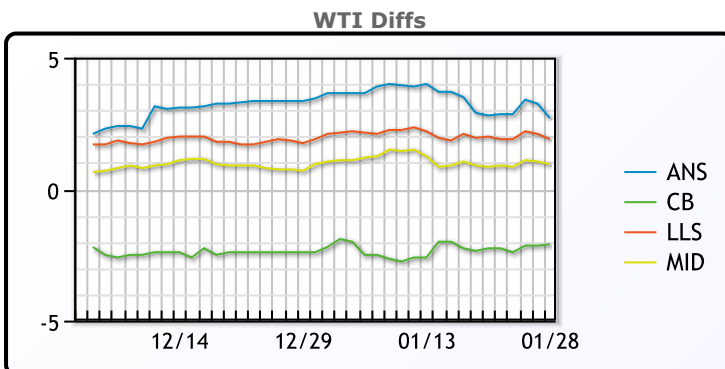


CRUDE

	Last	Week Ago	Month Ago
ANS	55.04	55.89	51.07
BLS	50.24	50.84	45.22
LLS	54.24	55.09	49.52
Mid	53.29	53.94	48.57
WTI	52.34	53.09	47.62

PRODUCTS

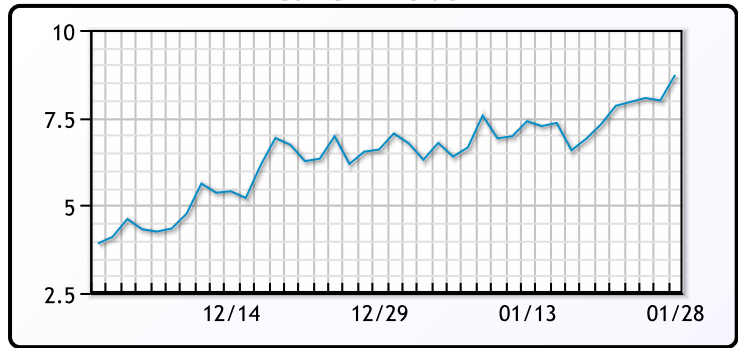
	Last	Week Ago	Month Ago
Gulf RBOB	153.74	151.12	131.82
Gulf ULSD	154.8	154.79	142.98
NYH RBOB	159.22	155.91	137.52
NYH ULSD	160.05	159.94	147.9
USGC 3%	48.13	48.88	45.38



3-2-1 Crack



Gulf 3-2-1 Crack



NGLs

MB

	Last	Week Ago	Month Ago
Butane	90.5	86	74.5
IsoButane	89	85.5	75
Natural Gasoline	126	121.75	105
Propane	92.25	85.25	71.625

CONWAY

	Last	Week Ago	Month Ago
Butane	92.5	95.25	102
IsoButane	106	110	101
Natural Gasoline	120.5	118.75	104.5
Propane	83.5	83.5	69.25

MB NON

	Last	Week Ago	Month Ago
Butane	89.5	88	96
IsoButane	89	85.5	75
Natural Gasoline	124.5	122.5	104.75
Propane	91.63	83.75	70

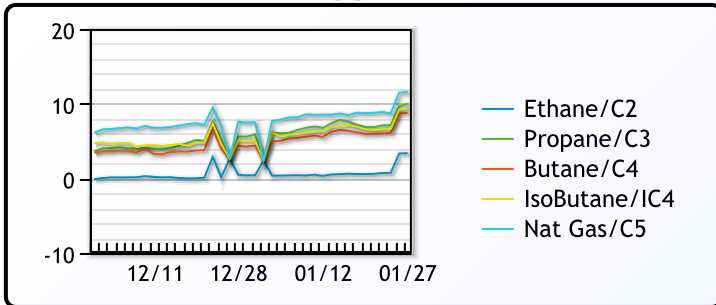
EDMONTON

	Last	Week Ago	Month Ago
Propane	44.5	56.25	38.5

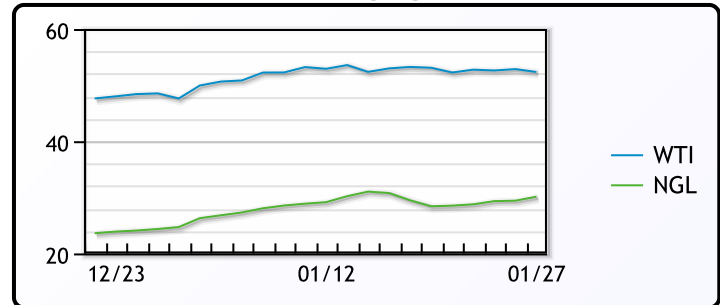
SARNIA

	Last	Week Ago	Month Ago
Propane	105.75	105	85

FRAC SPREAD



WTI vs NGL



FX

	Last	Change
CAD	1.2831	0.0001
DXY	90.455	-0.192
Gold	1843.01	-0.16

RATES

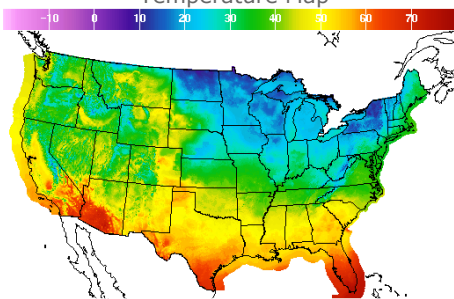
	Last	Change
US 2yr	0.1172	0
US 10yr	1.0551	0.0102
CAN 10yr	0.815	0.021

EQUITIES

	Last	Change
Nasdaq	13337.16	66.56
TSX	1046.819	17.353
S&P 500	3787.38	36.61

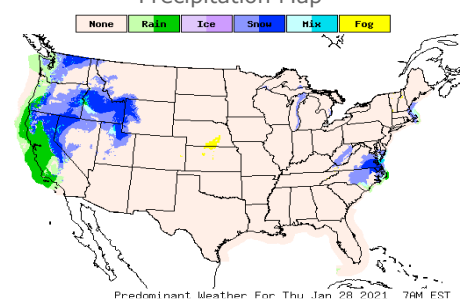
Weather Data

Temperature Map



City	HIGH °F	LOW °F
Calgary	7	-2
Conway	13	-5
Cushing	44	26
Denver	42	27
Houston	58	44
Mont Belvieu	55	40
Sarnia	19	14
Williston	25	10

Precipitation Map



This report has been prepared by PFL Petroleum Limited personnel for your information only and the views expressed are intended to provide market commentary and are not recommendations. This report is not an offer to sell or a solicitation of any offer to buy any security. The information contained herein has been compiled by PFL from sources believed to be reliable, but no representation or warranty, express or implied, is made by PFL Petroleum Limited, its affiliates or any other person as to its accuracy, completeness or correctness. Copyright 2017 PFL Petroleum Limited. All Rights Reserved