



MARKET DAILY

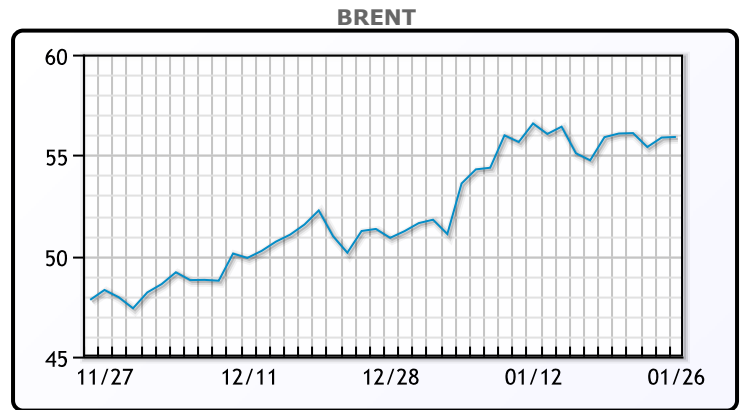
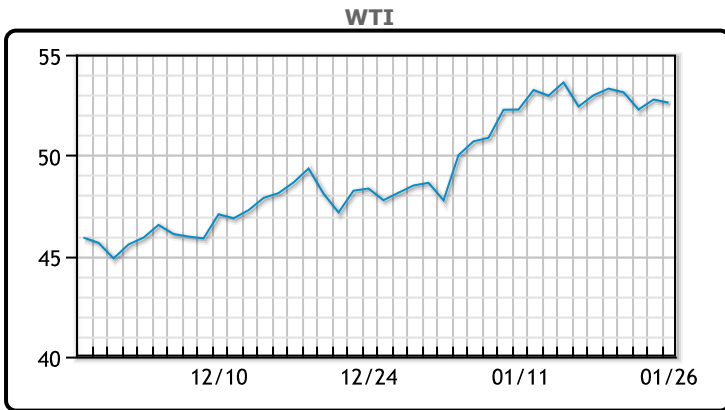
<https://www.pflpetroleum.com>
 1865 Veterans Park Dr. Suite 303
 Naples, Florida 34109
 Phone: 239-390-2885
 Fax: 239-949-0611
 Jan 26, 2021 7:01 PM

Major Energy Futures		
	Settle	Change
Brent	55.91	0.03
Gas Oil	451	-0.75
Natural Gas	2.656	0.054
RBOB	158.07	1.96
ULSD	159.84	0.45
WTI	52.61	-0.16

Market Commentary

Oil prices eased today as geopolitical tensions are rising as two supertankers were seized in Indonesian waters for suspected illegal oil transfers. The crew members were Iranian and Chinese. There was also reports of a blast in the capital of Saudi Arabia though the cause is still unknown. "Prices are likely to hold back if the Indonesian vessel seizure gets resolved quickly and if today's blast in Saudi Arabia proves to be an isolated incident that does not escalate regional tensions, consequently not affecting oil output," said Rystad Energy's head of oil markets, Bjornar Tonhaugen. Oil demand is still under pressure from rising COVID-19 cases, but hopes for a swift stimulus package in the US are contributing to bullish sentiment. WTI traded down $-\$.16$ or $-.3\%$ to close at $\$52.61$. Brent traded up $\$.03$ or $.05\%$ to close at $\$55.91$.

Crude & Product Markets

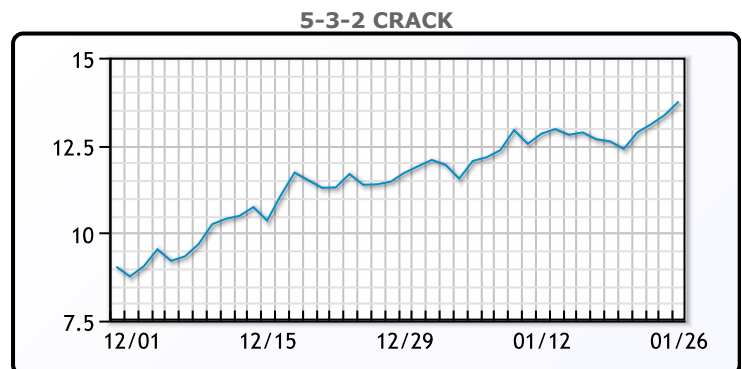
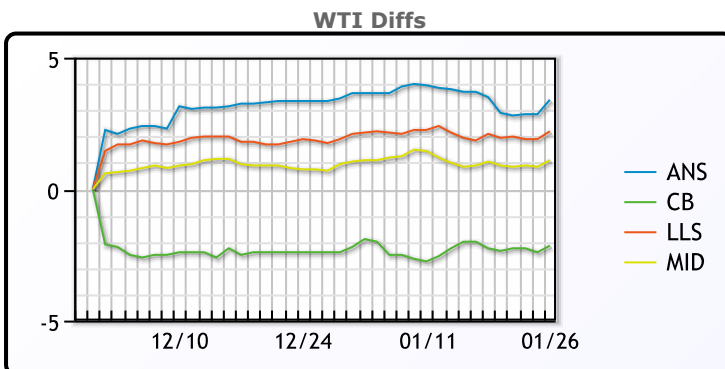


CRUDE

	Last	Week Ago	Month Ago
ANS	56.01	56.48	51.43
BLS	50.46	50.73	45.68
LLS	54.81	55.08	49.83
Mid	53.71	54.03	48.78
WTI	52.61	52.98	48.08

PRODUCTS

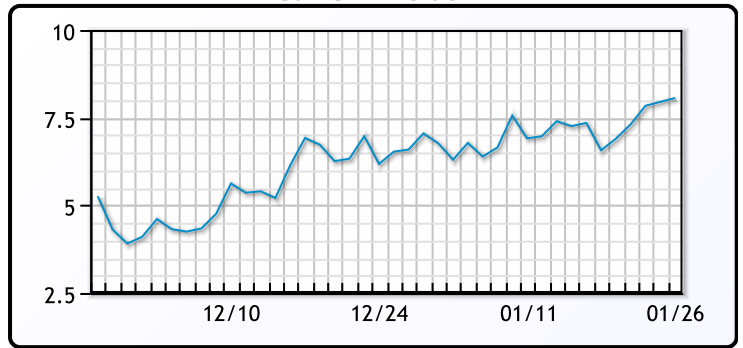
	Last	Week Ago	Month Ago
Gulf RBOB	153.68	149.36	133.22
Gulf ULSD	154.46	154.42	143.66
NYH RBOB	158.82	154.66	138.79
NYH ULSD	159.84	159.52	149
USGC 3%	48.38	49.38	45.13



3-2-1 Crack



Gulf 3-2-1 Crack



NGLs

MB

	Last	Week Ago	Month Ago
Butane	89.5	91.5	69.75
IsoButane	87.5	88.5	70.25
Natural Gasoline	122.5	122.5	105
Propane	88.25	89	70

CONWAY

	Last	Week Ago	Month Ago
Butane	91.25	106	102
IsoButane	106	118	101
Natural Gasoline	120.5	119.5	104.5
Propane	81.75	94	66.25

MB NON

	Last	Week Ago	Month Ago
Butane	88.5	91.5	91.25
IsoButane	87.5	88.5	70.25
Natural Gasoline	124.5	122.25	105.5
Propane	87.63	92.5	70

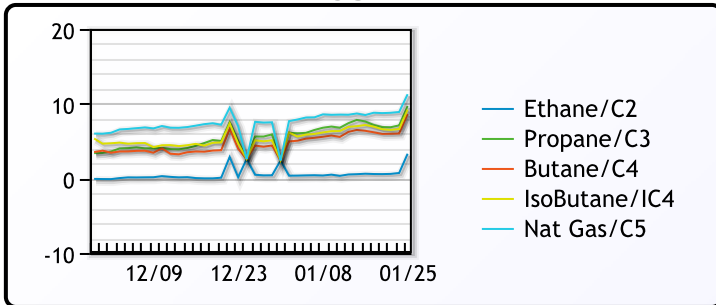
EDMONTON

	Last	Week Ago	Month Ago
Propane	53	75	38.5

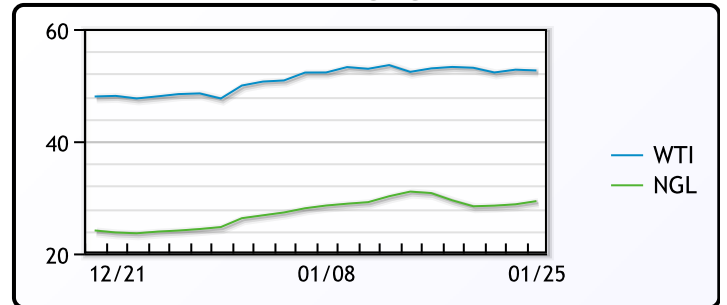
SARNIA

	Last	Week Ago	Month Ago
Propane	105.75	108.75	85

FRAC SPREAD



WTI vs NGL



FX

	Last	Change
CAD	1.2693	-0.0001
DXY	90.17001	-0.221
Gold	1851.29	0.37

RATES

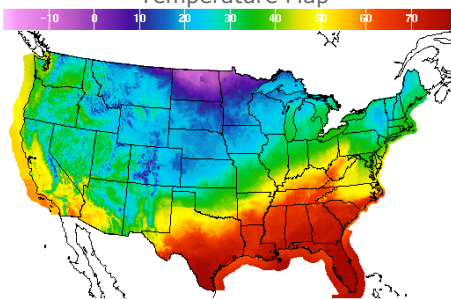
	Last	Change
US 2yr	0.1211	0.0062
US 10yr	1.0347	0.0052
CAN 10yr	0.818	0.006

EQUITIES

	Last	Change
Nasdaq	13626.06	-9.93
TSX	1052.176	-8.616
S&P 500	3849.62	-5.74

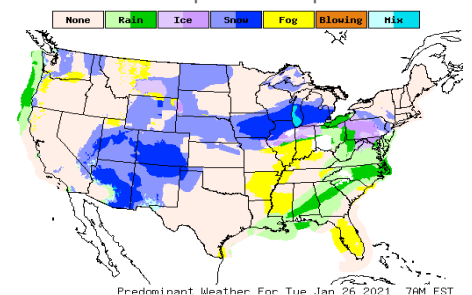
Weather Data

Temperature Map



City	HIGH °F	LOW °F
Calgary	7	-4
Conway	-9	-17
Cushing	41	28
Denver	27	19
Houston	70	63
Mont Belvieu	68	58
Sarnia	31	27
Williston	4	-6

Precipitation Map



This report has been prepared by PFL Petroleum Limited personnel for your information only and the views expressed are intended to provide market commentary and are not recommendations. This report is not an offer to sell or a solicitation of any offer to buy any security. The information contained herein has been compiled by PFL from sources believed to be reliable, but no representation or warranty, express or implied, is made by PFL Petroleum Limited, its affiliates or any other person as to its accuracy, completeness or correctness. Copyright 2017 PFL Petroleum Limited. All Rights Reserved