



MARKET DAILY

<https://www.pflpetroleum.com>
 1865 Veterans Park Dr. Suite 303
 Naples, Florida 34109
 Phone: 239-390-2885
 Fax: 239-949-0611
 Jan 25, 2021 8:15 PM

Major Energy Futures		
	Settle	Change
Brent	55.88	-0.84
Gas Oil	448.5	-5.75
Natural Gas	2.602	0.169
RBOB	156.11	1.14
ULSD	159.39	1.8
WTI	52.77	-0.96

Market Commentary

Oil prices were flat today as the impressive rally over the last few months begins to steady. Concerns are rising about a sustained recovery in global fuel demand especially as cases are on the rise in Europe and China. Barclays said in a note that rising cases in China could contribute to near term pullbacks. The new administration is pushing to pass its \$1.9 trillion stimulus package which should be bullish for prices. "In the U.S., newly inaugurated President Biden seems to be pushing for a quick approval of his proposed \$1.9 trillion pandemic relief package, a development interpreted by the market as a clear indication that the new U.S. administration aims to kick-start an economic recovery, which will naturally benefit fuel consumption," said Bjornar Tonhaugen, Rystad Energy's head of oil markets. WTI traded up \$.50 or -.96% to close at \$52.77. Brent traded up \$.47 or -.84% to close at \$55.88

Crude & Product Markets

WTI



BRENT



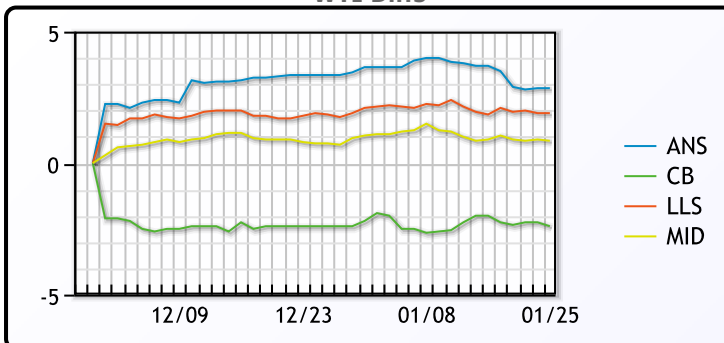
CRUDE

	Last	Week Ago	Month Ago
ANS	55.6	56.06	51.43
BLS	50.35	50.36	45.68
LLS	54.65	54.21	49.83
Mid	53.6	53.26	48.78
WTI	52.75	52.36	48.08

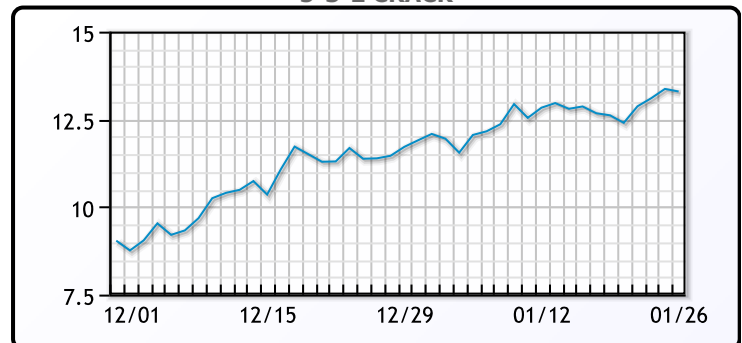
PRODUCTS

	Last	Week Ago	Month Ago
Gulf RBOB	152.16	148.59	133.22
Gulf ULSD	154.3	153.94	143.66
NYH RBOB	156.86	153.84	138.79
NYH ULSD	159.14	159.04	149
USGC 3%	48.63	48.63	45.13

WTI Diffs



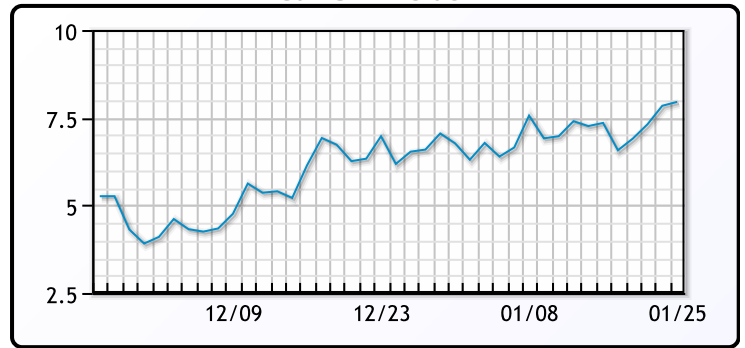
5-3-2 CRACK



3-2-1 Crack



Gulf 3-2-1 Crack



NGLs

MB

	Last	Week Ago	Month Ago
Butane	89.75	93.375	69.75
IsoButane	87.75	92.125	70.25
Natural Gasoline	122.75	122.5	102.75
Propane	88.25	95	70

CONWAY

	Last	Week Ago	Month Ago
Butane	90.75	115	102
IsoButane	106	120	101
Natural Gasoline	119.5	119	104.5
Propane	82.75	105	66.25

MB NON

	Last	Week Ago	Month Ago
Butane	88.75	96.125	91.25
IsoButane	87.75	92.125	70.25
Natural Gasoline	122.75	122	105.5
Propane	85.5	92.5	67.75

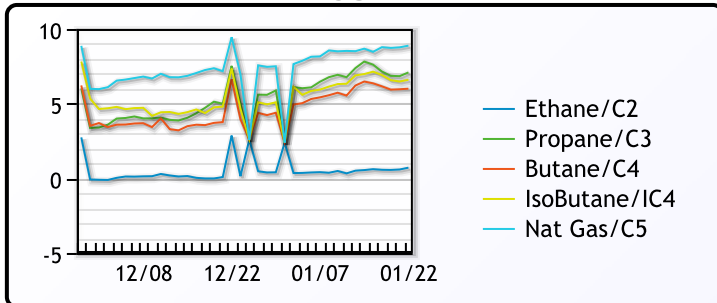
EDMONTON

	Last	Week Ago	Month Ago
Propane	52.75	75	38.5

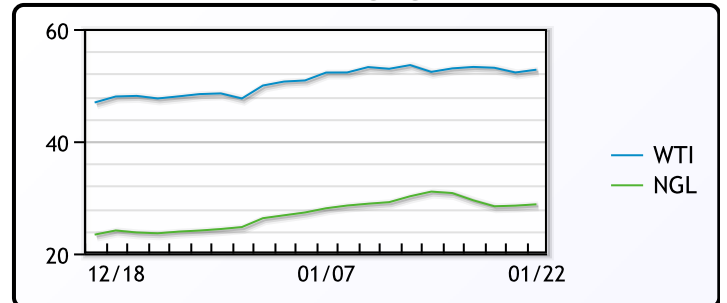
SARNIA

	Last	Week Ago	Month Ago
Propane	105	108.75	85

FRAC SPREAD



WTI vs NGL



FX

	Last	Change
CAD	1.2746	0.0006
DXY	90.388	-0.00301
Gold	1855.41	-0.52

RATES

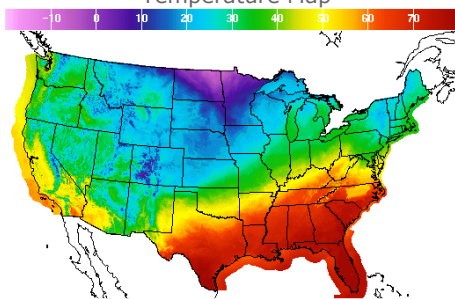
	Last	Change
US 2yr	0.1211	0.0062
US 10yr	1.0363	0.0068
CAN 10yr	0.812	-0.034

EQUITIES

	Last	Change
Nasdaq	13635.99	92.93
TSX	1060.792	2.226
S&P 500	3855.36	13.89

Weather Data

Temperature Map



City	HIGH °F	LOW °F
Calgary	5	-6
Conway	-4	-9
Cushing	58	36
Denver	35	26
Houston	76	67
Mont Belvieu	72	61
Sarnia	29	23
Williston	7	-2

Precipitation Map

