



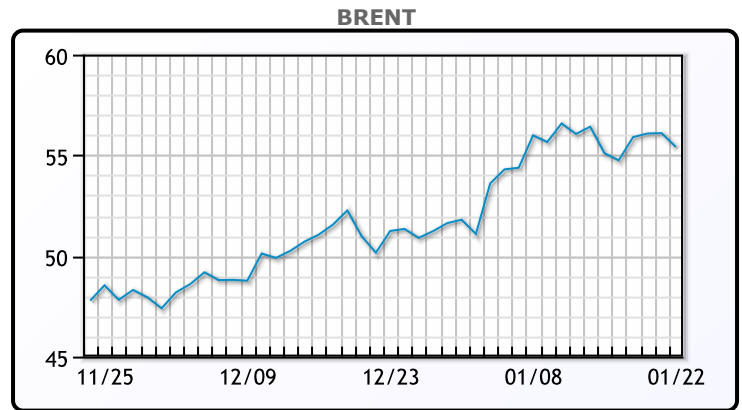
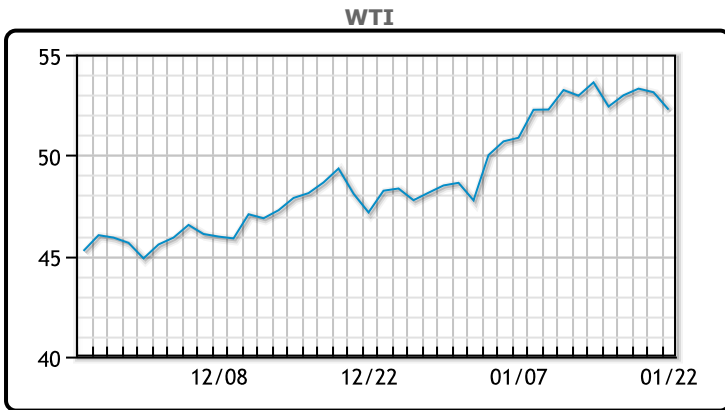
MARKET DAILY

<https://www.pflpetroleum.com>
 1865 Veterans Park Dr. Suite 303
 Naples, Florida 34109
 Phone: 239-390-2885
 Fax: 239-949-0611
 Jan 22, 2021 6:11 PM

Major Energy Futures		
	Settle	Change
Brent	55.41	-0.69
Gas Oil	449.25	-4.5
Natural Gas	2.446	-0.048
RBOB	154.87	0.4
ULSD	157.6	0.02
WTI	52.27	-0.86

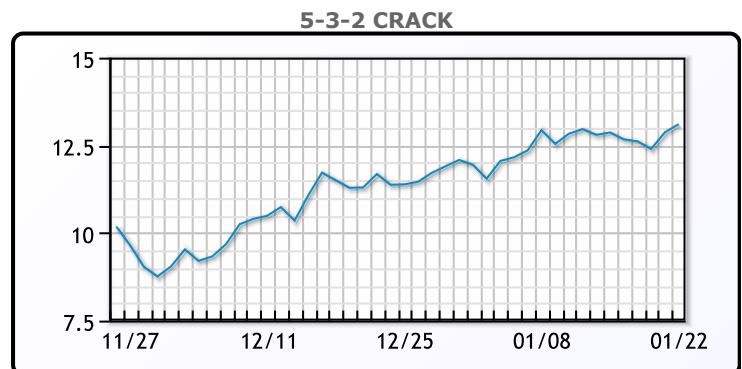
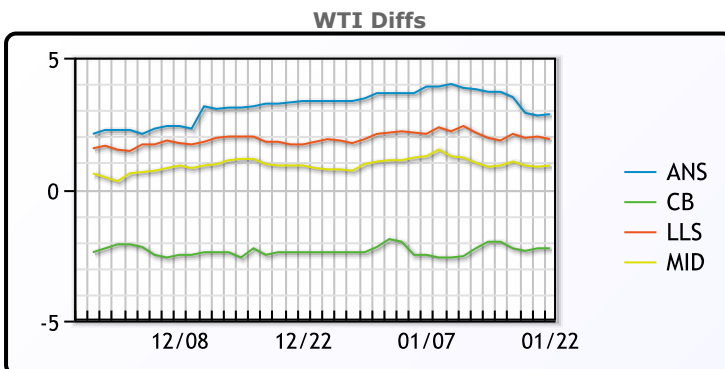
Market Commentary
 Oil prices traded down today retreating from 11 months highs on the back of a larger than expected inventory build. Crude oil inventories were 4.35MM/bbls higher, while the forecast was for a draw of -1.29MM/bbls. Gasoline inventories were down 259K/bbls, (vs a forecasted build of 2.51MM/bbls) and distillate inventories were up 457K/bbls (vs a forecasted build of 1.31MM/bbls). "The pandemic seems to continue to expand into a second wave in China, with infections rising by the day and reaching again different regions such as Shanghai," said Rystad Energy oil markets analyst Louise Dickson. "A rise in Chinese infection numbers is of particular concern because China is among the world's largest oil consumers and the market that helped oil prices recover the most," she added. WTI traded down \$.86 or -1.62% to close at \$52.27. Brent traded down \$.69 or -1.23 to close at \$55.41.

Crude & Product Markets



CRUDE			
	Last	Week Ago	Month Ago
ANS	55.1	56.06	50.25
BLS	50	50.36	44.5
LLS	54.15	54.21	48.8
Mid	53.15	53.26	47.65
WTI	52.25	52.36	46.9

PRODUCTS			
	Last	Week Ago	Month Ago
Gulf RBOB	150.85	148.59	129.55
Gulf ULSD	152.47	153.94	141.1
NYH RBOB	155.74	153.84	134.82
NYH ULSD	157.48	159.04	146.16
USGC 3%	48.38	48.63	44.13



3-2-1 Crack



Gulf 3-2-1 Crack



NGLs

MB

	Last	Week Ago	Month Ago
Butane	85.25	93.375	65.5
IsoButane	84.75	92.125	68.5
Natural Gasoline	122.5	124.5	106.75
Propane	86.75	95	69

CONWAY

	Last	Week Ago	Month Ago
Butane	94	115	92
IsoButane	105	120	99
Natural Gasoline	119	119	103
Propane	84	105	65.25

MB NON

	Last	Week Ago	Month Ago
Butane	87.25	96.125	88.5
IsoButane	84.75	92.125	68.5
Natural Gasoline	121	122	103.25
Propane	84	94	69.25

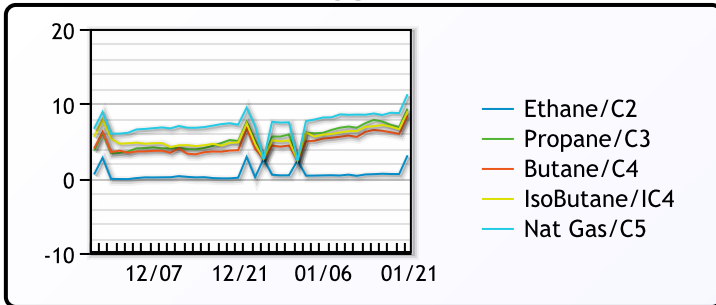
EDMONTON

	Last	Week Ago	Month Ago
Propane	53.5	68.25	42

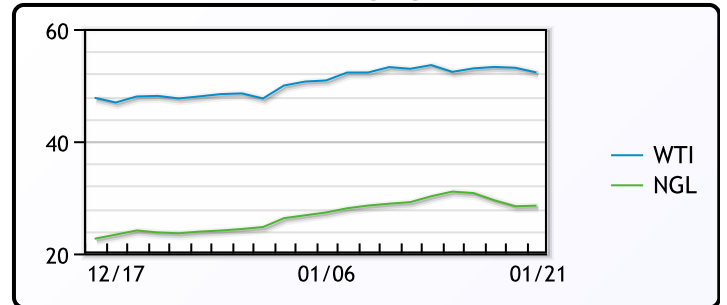
SARNIA

	Last	Week Ago	Month Ago
Propane	105	108.75	76.5

FRAC SPREAD



WTI vs NGL



FX

	Last	Change
CAD	1.2733	0.0096
DXY	90.212	0.081
Gold	1855.61	-14.41

RATES

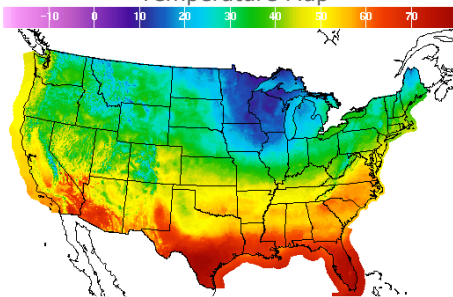
	Last	Change
US 2yr	0.1209	0.002
US 10yr	1.0855	-0.0203
CAN 10yr	0.846	-0.024

EQUITIES

	Last	Change
Nasdaq	13543.06	12.14
TSX	1058.57	-4.439
S&P 500	3841.47	-11.6

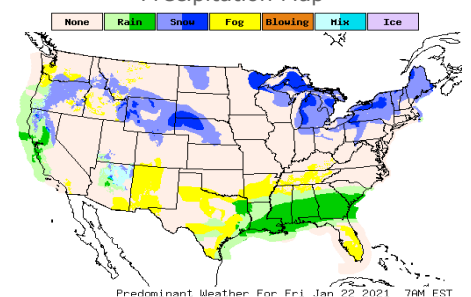
Weather Data

Temperature Map



City	HIGH °F	LOW °F
Calgary	23	12
Conway	19	2
Cushing	50	35
Denver	45	31
Houston	69	62
Mont Belvieu	67	61
Sarnia	30	18
Williston	25	10

Precipitation Map



This report has been prepared by PFL Petroleum Limited personnel for your information only and the views expressed are intended to provide market commentary and are not recommendations. This report is not an offer to sell or a solicitation of any offer to buy any security. The information contained herein has been compiled by PFL from sources believed to be reliable, but no representation or warranty, express or implied, is made by PFL Petroleum Limited, its affiliates or any other person as to its accuracy, completeness or correctness. Copyright 2017 PFL Petroleum Limited. All Rights Reserved