



MARKET DAILY

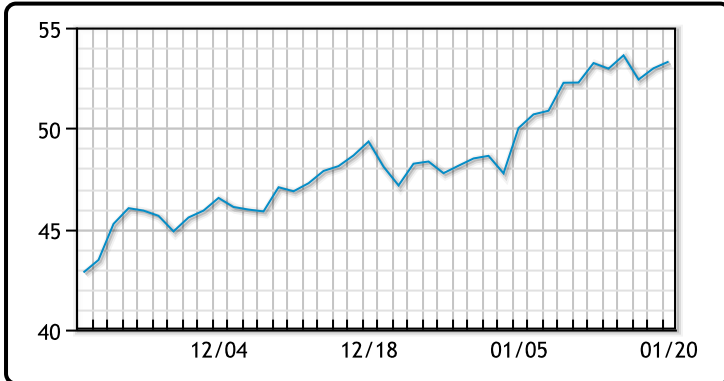
<https://www.pflpetroleum.com>
 1865 Veterans Park Dr. Suite 303
 Naples, Florida 34109
 Phone: 239-390-2885
 Fax: 239-949-0611
 Jan 21, 2021 8:29 PM

Major Energy Futures		
	Settle	Change
Brent	56.08	0.18
Gas Oil	459.5	5.75
Natural Gas	2.539	-0.007
RBOB	154.39	0.58
ULSD	160.04	0.17
WTI	53.31	0.33

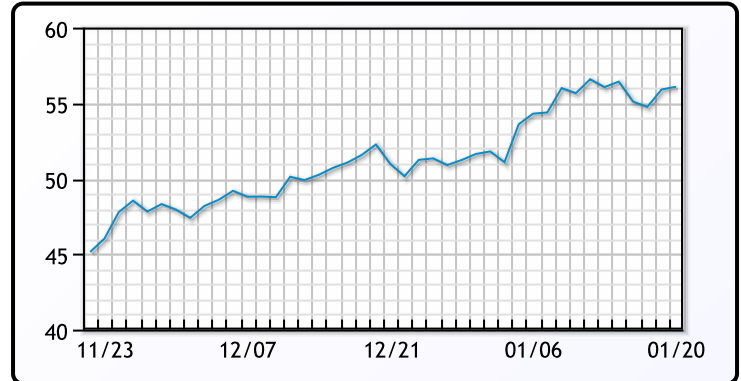
Market Commentary

Crude & Product Markets

WTI



BRENT



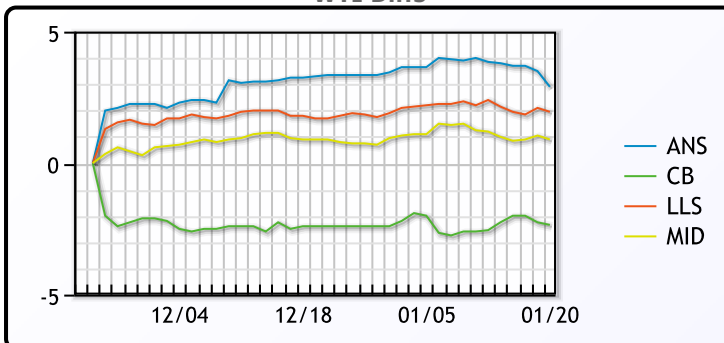
CRUDE

	Last	Week Ago	Month Ago
ANS	56.14	56.71	52.45
BLS	50.89	50.66	46.7
LLS	55.19	55.06	50.8
Mid	54.14	53.91	50
WTI	53.24	52.91	49.1

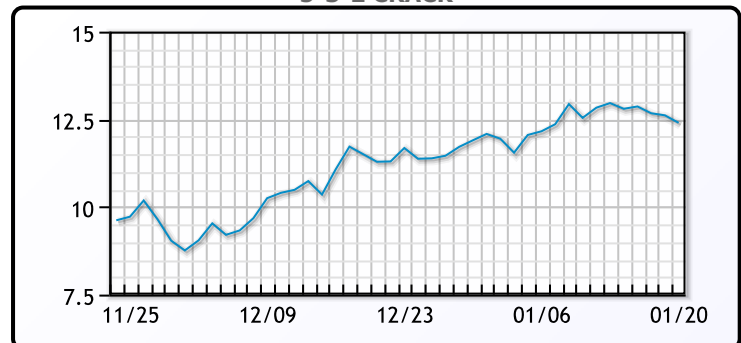
PRODUCTS

	Last	Week Ago	Month Ago
Gulf RBOB	150.74	151.76	134.69
Gulf ULSD	154.63	154.44	146.2
NYH RBOB	155.51	156.01	140.56
NYH ULSD	159.91	159.64	151.55
USGC 3%	49.13	49.63	46.13

WTI Diffs



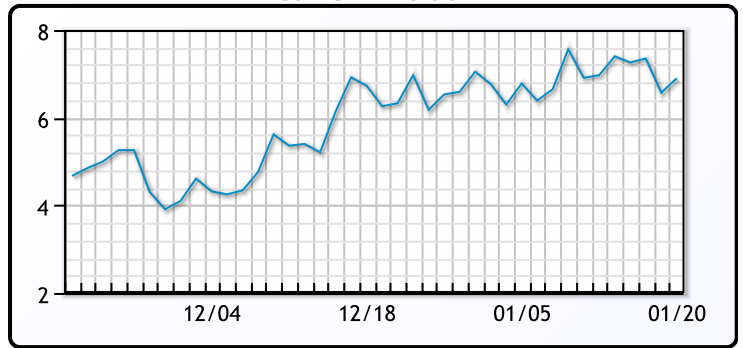
5-3-2 CRACK



3-2-1 Crack



Gulf 3-2-1 Crack



NGLs

MB

	Last	Week Ago	Month Ago
Butane	84.75	92.25	66.75
IsoButane	85.25	92	69.75
Natural Gasoline	123.75	124	109.5
Propane	85.25	92.5	71.75

CONWAY

	Last	Week Ago	Month Ago
Butane	96	105.5	86
IsoButane	110	115.5	95.5
Natural Gasoline	119	121	105.5
Propane	85.5	90.25	67.75

MB NON

	Last	Week Ago	Month Ago
Butane	87.75	95	91.75
IsoButane	85.25	92	69.75
Natural Gasoline	121.5	122.75	106.5
Propane	87	87	71

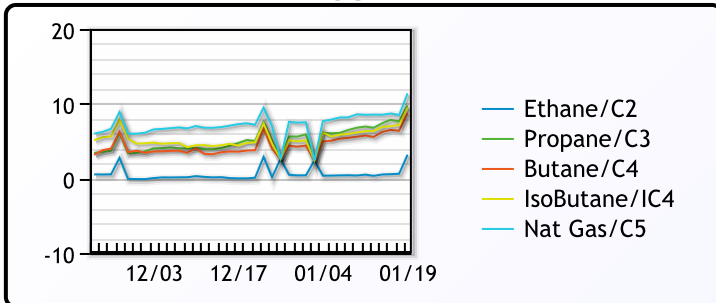
EDMONTON

	Last	Week Ago	Month Ago
Propane	67	56.75	42

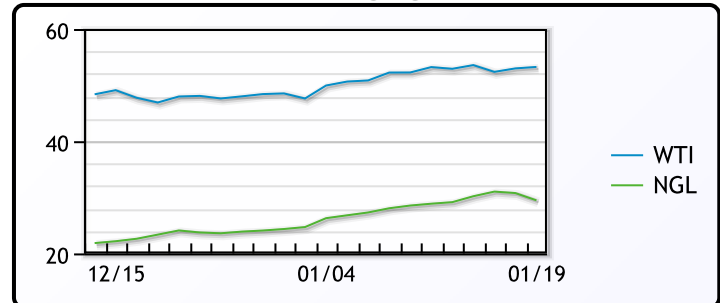
SARNIA

	Last	Week Ago	Month Ago
Propane	105	101.5	81

FRAC SPREAD



WTI vs NGL



FX

	Last	Change
CAD	1.2621	-0.0015
DXY	90.47501	-0.02299
Gold	1869.68	-2.16

RATES

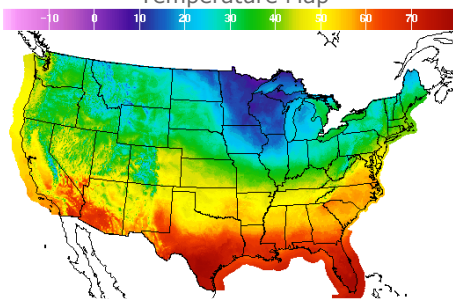
	Last	Change
US 2yr	0.127	0
US 10yr	1.0853	0.0051
CAN 10yr	0.826	0.024

EQUITIES

	Last	Change
Nasdaq	13457.25	260.07
TSX	1068.938	2.212
S&P 500	3851.85	52.94

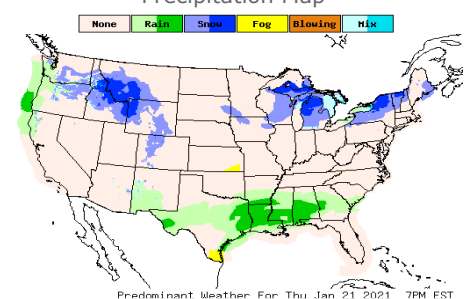
Weather Data

Temperature Map



City	HIGH °F	LOW °F
Calgary	24	13
Conway	30	1
Cushing	52	37
Denver	46	34
Houston	68	61
Mont Belvieu	68	58
Sarnia	36	27
Williston	27	9

Precipitation Map



This report has been prepared by PFL Petroleum Limited personnel for your information only and the views expressed are intended to provide market commentary and are not recommendations. This report is not an offer to sell or a solicitation of any offer to buy any security. The information contained herein has been compiled by PFL from sources believed to be reliable, but no representation or warranty, express or implied, is made by PFL Petroleum Limited, its affiliates or any other person as to its accuracy, completeness or correctness. Copyright 2017 PFL Petroleum Limited. All Rights Reserved