



MARKET DAILY

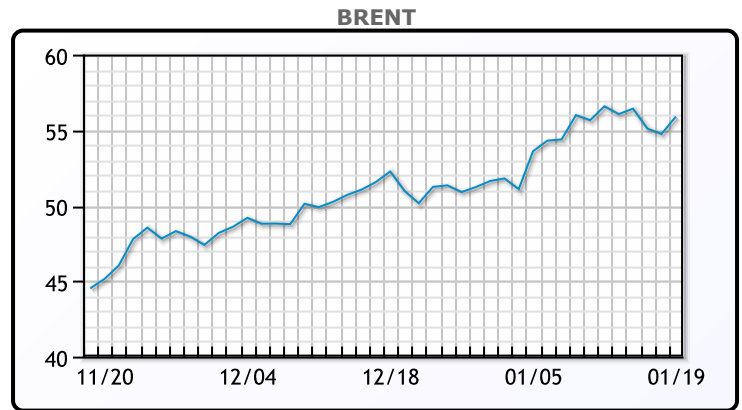
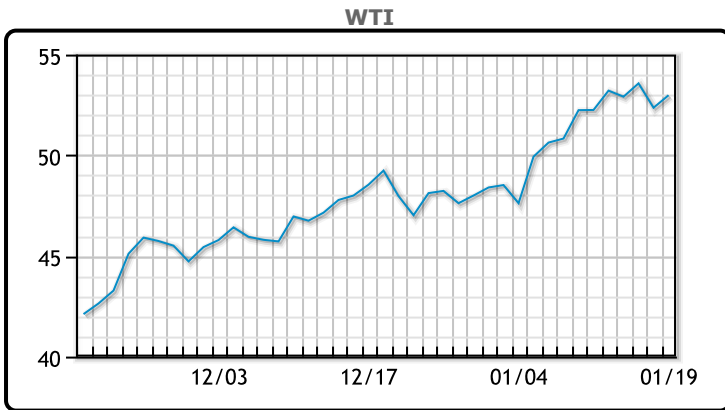
<https://www.pflpetroleum.com>
 1865 Veterans Park Dr. Suite 303
 Naples, Florida 34109
 Phone: 239-390-2885
 Fax: 239-949-0611
 Jan 19, 2021 7:10 PM

Major Energy Futures		
	Settle	Change
Brent	55.9	1.15
Gas Oil	459.25	1.5
Natural Gas	2.546	-0.191
RBOB	153.81	0.97
ULSD	159.87	0.58
WTI	52.98	0.62

Market Commentary

Oil prices rose today buoyed by rising equities heading into tomorrow's inauguration. There is a lot of optimism in oil markets on proposed stimulus from the administration as well as from the Fed. Janet Yellen, Treasury Sec nominee is lobbying for big federal spending and increased fed stimulus. "As we are approaching the beginning of the Biden administration era in the U.S., traders now have their hopes up for a rapid positive effect on markets coming from the promised (\$1.9 trillion) stimulus package," said Rystad Energy's head of oil markets, Bjornar Tonhaugen. WTI traded up \$.62 or 1.18% to close at \$52.98. Brent traded up \$1.15 or 2.1% to close at \$55.90.

Crude & Product Markets

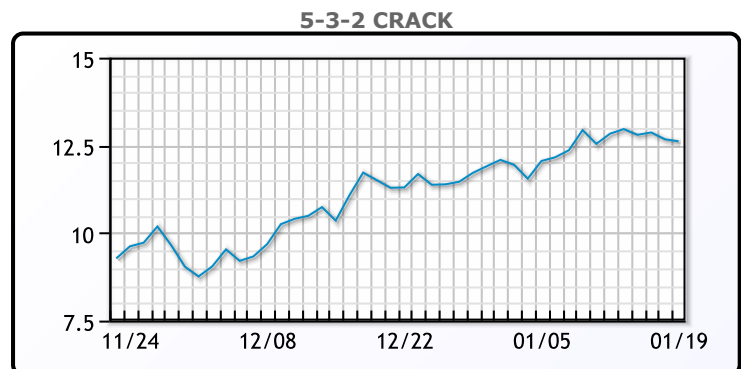
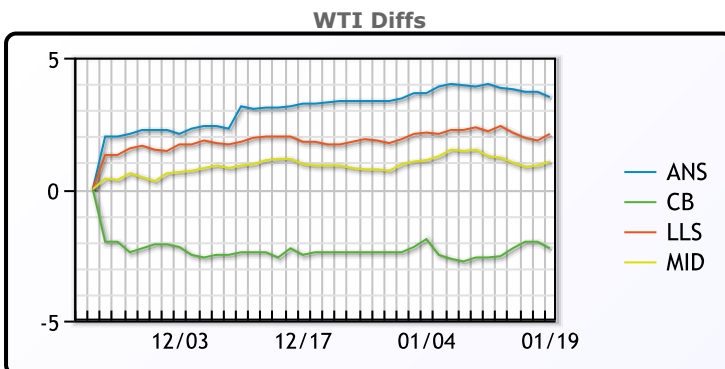


CRUDE

	Last	Week Ago	Month Ago
ANS	56.48	57.06	52.45
BLS	50.73	50.66	46.7
LLS	55.08	55.61	50.8
Mid	54.03	54.41	50
WTI	52.98	53.21	49.1

PRODUCTS

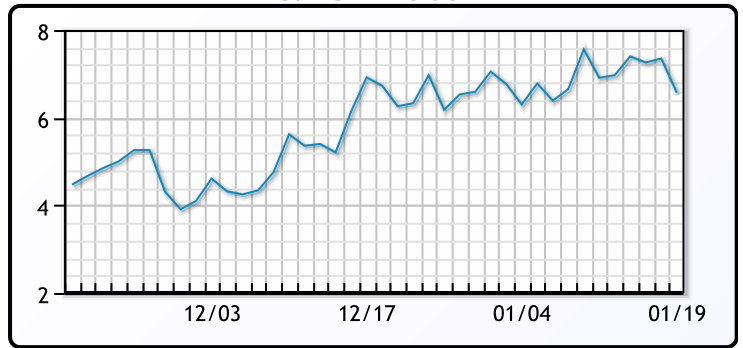
	Last	Week Ago	Month Ago
Gulf RBOB	149.36	152.3	134.69
Gulf ULSD	154.42	154.42	146.2
NYH RBOB	154.66	156.43	140.56
NYH ULSD	159.52	159.42	151.55
USGC 3%	49.38	49.63	46.13



3-2-1 Crack



Gulf 3-2-1 Crack



NGLs

MB

	Last	Week Ago	Month Ago
Butane	91.5	86.25	66.75
IsoButane	88.5	87	69.75
Natural Gasoline	122.5	122.5	103.25
Propane	89	87.75	71.75

CONWAY

	Last	Week Ago	Month Ago
Butane	106	104	86
IsoButane	118	109	95.5
Natural Gasoline	119.5	121.5	105.5
Propane	94	85	67.75

MB NON

	Last	Week Ago	Month Ago
Butane	91.5	89	91.75
IsoButane	88.5	87	69.75
Natural Gasoline	122.25	124	106.5
Propane	92.5	85.5	61

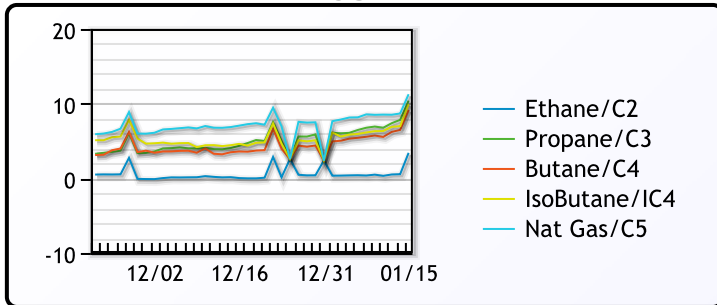
EDMONTON

	Last	Week Ago	Month Ago
Propane	75	54	29.5

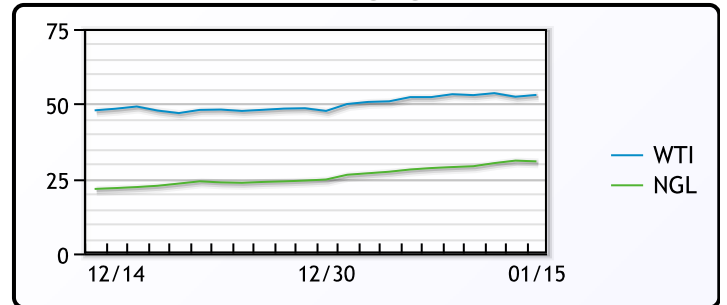
SARNIA

	Last	Week Ago	Month Ago
Propane	108.75	100.75	76

FRAC SPREAD



WTI vs NGL



FX

	Last	Change
CAD	1.2723	-0.0012
DXY	90.498	-0.26701
Gold	1841.24	0.96

RATES

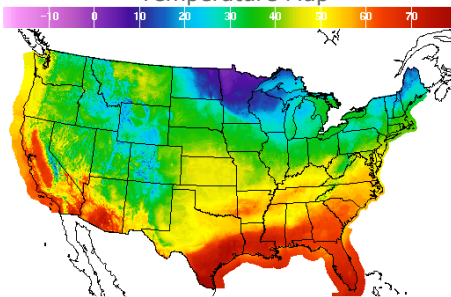
	Last	Change
US 2yr	0.131	-0.002
US 10yr	1.0886	0.0051
CAN 10yr	0.802	-0.003

EQUITIES

	Last	Change
Nasdaq	13197.18	198.68
TSX	1066.726	-1.312
S&P 500	3798.91	30.66

Weather Data

Temperature Map



City	HIGH °F	LOW °F
Calgary	43	18
Conway	10	-1
Cushing	47	36
Denver	36	28
Houston	69	60
Mont Belvieu	64	57
Sarnia	30	24
Williston	32	14

Precipitation Map

