



MARKET DAILY

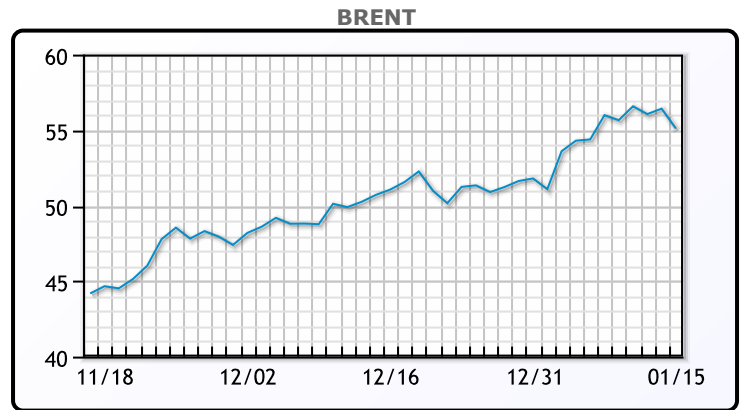
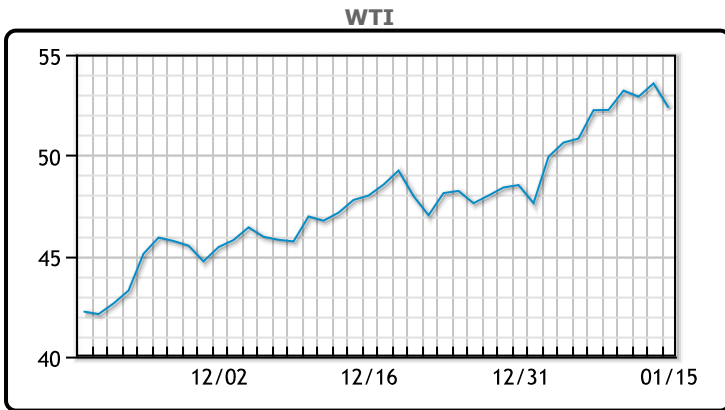
<https://www.pflpetroleum.com>
 1865 Veterans Park Dr. Suite 303
 Naples, Florida 34109
 Phone: 239-390-2885
 Fax: 239-949-0611
 Jan 15, 2021 8:04 PM

Major Energy Futures		
	Settle	Change
Brent	55.1	-1.32
Gas Oil	452	-0.75
Natural Gas	2.737	-0.061
RBOB	152.84	0.51
ULSD	159.29	2.05
WTI	52.36	-1.21

Market Commentary

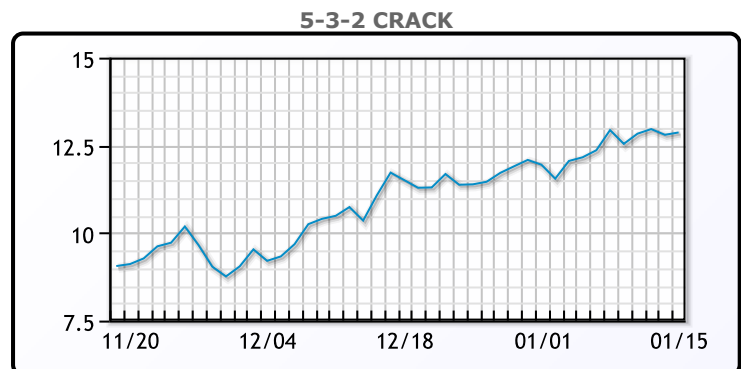
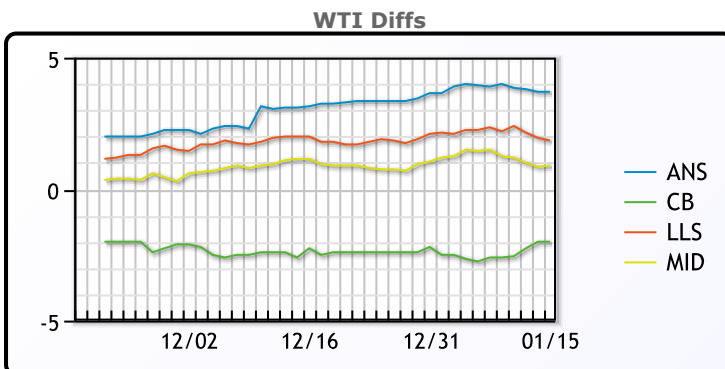
Oil prices were off today, as concerns build over rising COVID19 cases and the state of the economy in Q1 and going forward. This is the first weekly decline in 3 weeks as financial contracts had been boosted by strong equities and weaker dollar. "The COVID-19 pandemic's spread is taking center stage again and traders are getting increasingly worried about the long duration of European lockdown and about the new restrictions (in) China," Bjornar Tonnage from Rystad Energy said. Asia was the main pocket of demand that remained pretty strong over the last few months and rising cases in China and lockdown measures taken to combat that are putting new pressure on prices. WTI traded down \$1.21 or -2.26% to close at \$52.36. Brent traded down \$1.32 or -2.34% to close at \$55.10.

Crude & Product Markets

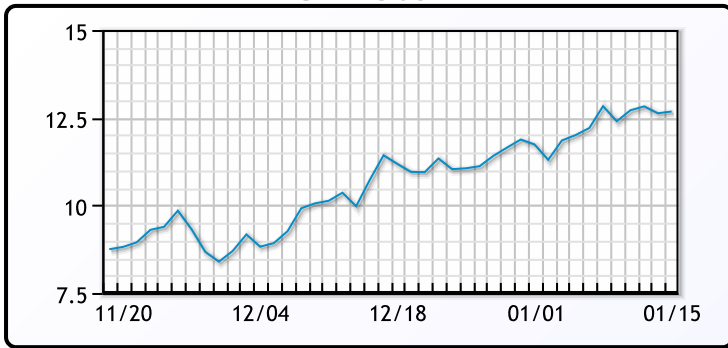


CRUDE			
	Last	Week Ago	Month Ago
ANS	56.06	56.14	50.87
BLS	50.36	49.64	45.12
LLS	54.21	54.59	49.42
Mid	53.26	53.74	48.57
WTI	52.36	52.24	47.62

PRODUCTS			
	Last	Week Ago	Month Ago
Gulf RBOB	148.59	150.1	128.31
Gulf ULSD	153.94	152.95	142.19
NYH RBOB	153.84	155.35	133.43
NYH ULSD	159.04	157.82	145.94
USGC 3%	48.63	49.38	44.38



3-2-1 Crack



Gulf 3-2-1 Crack



NGLs

MB

	Last	Week Ago	Month Ago
Butane	93.375	85	62.5
IsoButane	92.125	84	67.5
Natural Gasoline	124.5	118.75	102.5
Propane	95	86.5	61.25

CONWAY

	Last	Week Ago	Month Ago
Butane	115	101	77
IsoButane	120	107	90
Natural Gasoline	119	119	101.5
Propane	105	84	56.75

MB NON

	Last	Week Ago	Month Ago
Butane	96.125	87	83.5
IsoButane	92.125	84	67.5
Natural Gasoline	122	121	101.5
Propane	94	83	59.75

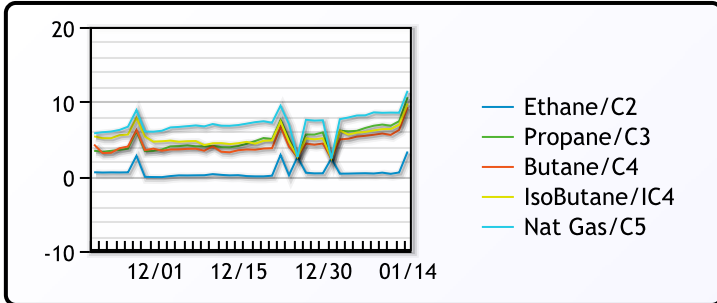
EDMONTON

	Last	Week Ago	Month Ago
Propane	68.25	51	28.63

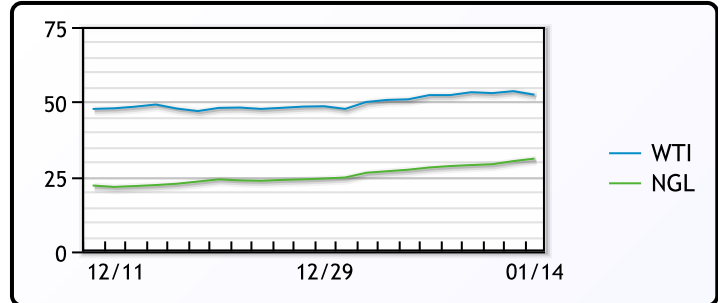
SARNIA

	Last	Week Ago	Month Ago
Propane	108.75	94.5	76

FRAC SPREAD



WTI vs NGL



FX

	Last	Change
CAD	1.2732	0.0092
DXY	90.772	0.53299
Gold	1828.45	-18.08

RATES

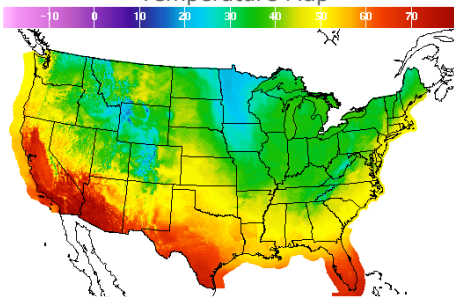
	Last	Change
US 2yr	0.133	-0.006
US 10yr	1.0835	-0.0457
CAN 10yr	0.808	-0.047

EQUITIES

	Last	Change
Nasdaq	12998.5	-114.14
TSX	1066.738	-0.883
S&P 500	3768.25	-27.29

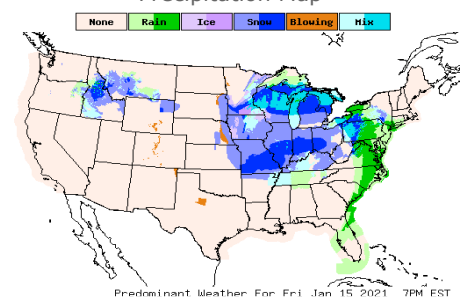
Weather Data

Temperature Map



City	HIGH °F	LOW °F
Calgary	38	15
Conway	26	11
Cushing	43	35
Denver	39	27
Houston	58	50
Mont Belvieu	56	44
Sarnia	37	31
Williston	28	21

Precipitation Map



This report has been prepared by PFL Petroleum Limited personnel for your information only and the views expressed are intended to provide market commentary and are not recommendations. This report is not an offer to sell or a solicitation of any offer to buy any security. The information contained herein has been compiled by PFL from sources believed to be reliable, but no representation or warranty, express or implied, is made by PFL Petroleum Limited, its affiliates or any other person as to its accuracy, completeness or correctness. Copyright 2017 PFL Petroleum Limited. All Rights Reserved