



MARKET DAILY

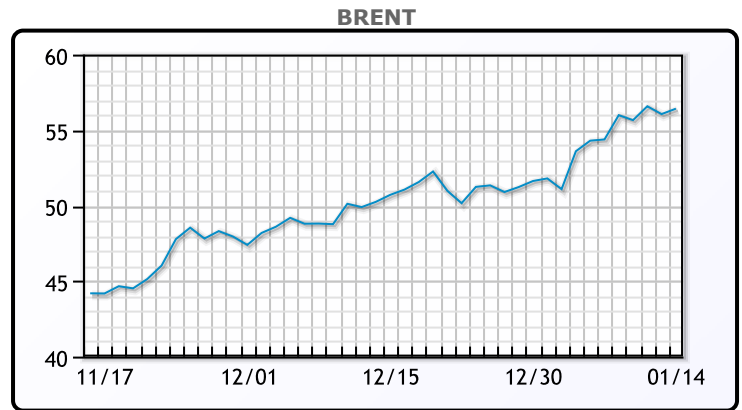
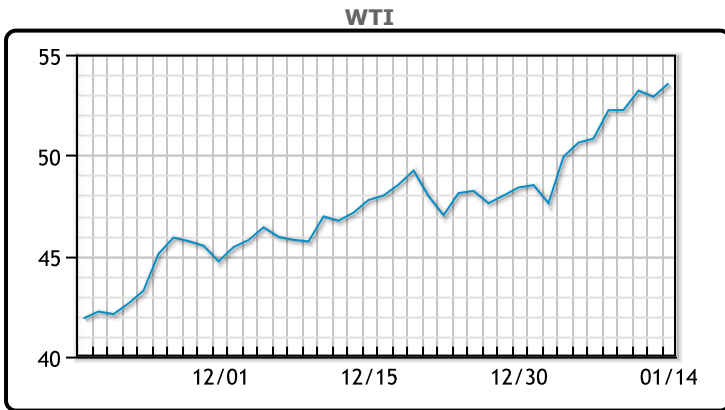
<https://www.pflpetroleum.com>
 1865 Veterans Park Dr. Suite 303
 Naples, Florida 34109
 Phone: 239-390-2885
 Fax: 239-949-0611
 Jan 14, 2021 6:28 PM

Major Energy Futures		
	Settle	Change
Brent	56.42	0.36
Gas Oil	459.5	-0.25
Natural Gas	2.666	-0.061
RBOB	155.39	0.51
ULSD	161.94	2.05
WTI	53.57	0.66

Market Commentary

Oil prices were trading down for the day before trading up later in session on news of a big proposed stimulus package by the incoming administration. The Biden admin is proposing a \$2T stimulus package that includes direct payments to individuals and money for state and local government. "The complex remains in pause mode, a development that should not be surprising given the magnitude of the oil price gains that have been developing for some 2-1/2 months," Jim Ritterbusch, president of Ritterbusch and Associates, said. China is reporting its biggest daily jump in Covid cases in 10 months. "The Saudi cuts are priced in since last week, even a bit more than was reasonable under market conditions, and a rationalization of prices was overdue," said Rystad oil market analyst Bjornar Tonhaugen. "Seeing COVID-19 infections rise in China by the largest margins in a long time is alarming for the market and, combined with strict ongoing lockdowns in Europe, may affect oil demand much more than initially anticipated in the first quarter. WTI traded up \$.66 or 1.25% to close at \$53.57. Brent traded up \$.36 or .64% to close at \$56.42.

Crude & Product Markets

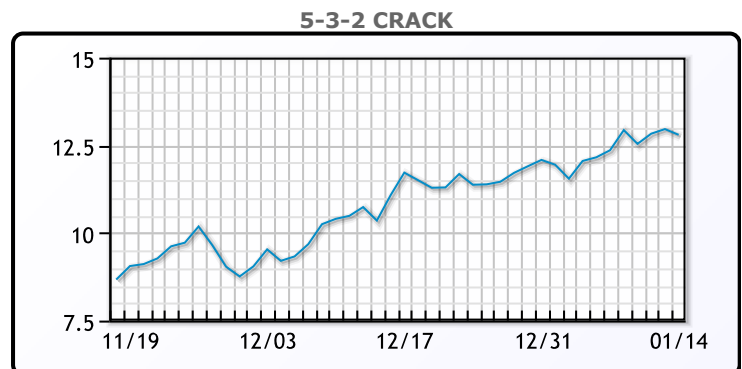
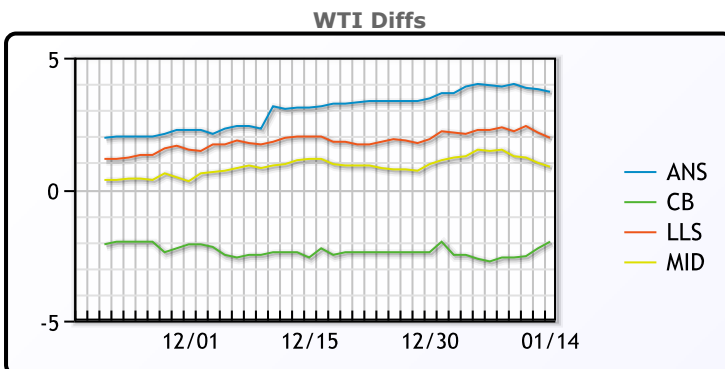


CRUDE

	Last	Week Ago	Month Ago
ANS	57.27	54.78	50.14
BLS	51.57	48.08	44.74
LLS	55.52	53.08	48.99
Mid	54.42	52.28	48.14
WTI	53.57	50.83	46.99

PRODUCTS

	Last	Week Ago	Month Ago
Gulf RBOB	152.39	143.15	127.66
Gulf ULSD	156.54	148.94	141.69
NYH RBOB	156.39	149.52	132.91
NYH ULSD	161.57	153.69	145.07
USGC 3%	49.88	48.38	43.38



3-2-1 Crack



Gulf 3-2-1 Crack



NGLs

MB

	Last	Week Ago	Month Ago
Butane	95	82.75	63.5
IsoButane	93.75	81.75	65.5
Natural Gasoline	122.75	118	101.25
Propane	96.75	84.5	59.5

CONWAY

	Last	Week Ago	Month Ago
Butane	113	98	76.75
IsoButane	118	106.5	91
Natural Gasoline	120.5	114.25	100
Propane	97	81.5	55.25

MB NON

	Last	Week Ago	Month Ago
Butane	97.75	84.75	82.5
IsoButane	93.75	81.75	65.5
Natural Gasoline	123.75	116.5	100.25
Propane	91.13	79.38	58.75

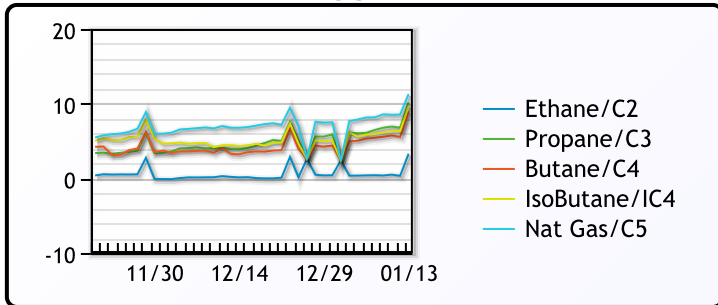
EDMONTON

	Last	Week Ago	Month Ago
Propane	63	48	27.75

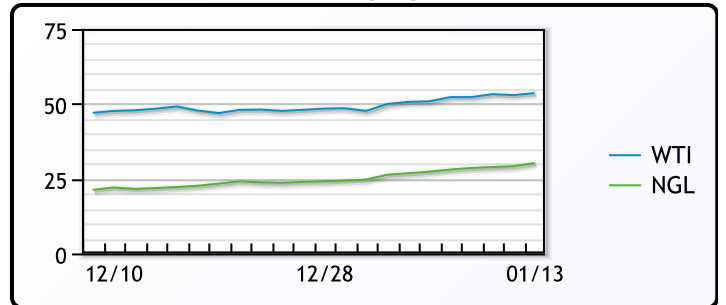
SARNIA

	Last	Week Ago	Month Ago
Propane	101.5	94.5	76

FRAC SPREAD



WTI vs NGL



FX

	Last	Change
CAD	1.2644	0.0004
DXY	90.23901	-0.11599
Gold	1846.77	0.24

RATES

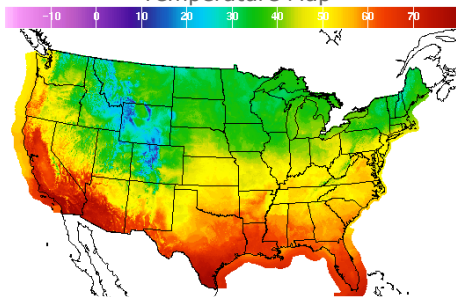
	Last	Change
US 2yr	0.139	-0.004
US 10yr	1.1292	0.046
CAN 10yr	0.855	0.045

EQUITIES

	Last	Change
Nasdaq	13112.64	-16.31
TSX	1067.62	0.472
S&P 500	3795.54	-14.3

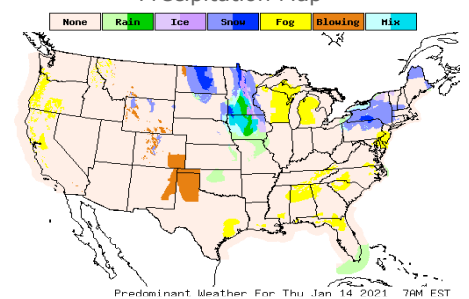
Weather Data

Temperature Map



City	HIGH °F	LOW °F
Calgary	27	15
Conway	37	24
Cushing	51	40
Denver	40	28
Houston	65	47
Mont Belvieu	65	45
Sarnia	38	34
Williston	35	24

Precipitation Map



This report has been prepared by PFL Petroleum Limited personnel for your information only and the views expressed are intended to provide market commentary and are not recommendations. This report is not an offer to sell or a solicitation of any offer to buy any security. The information contained herein has been compiled by PFL from sources believed to be reliable, but no representation or warranty, express or implied, is made by PFL Petroleum Limited, its affiliates or any other person as to its accuracy, completeness or correctness. Copyright 2017 PFL Petroleum Limited. All Rights Reserved