



MARKET DAILY

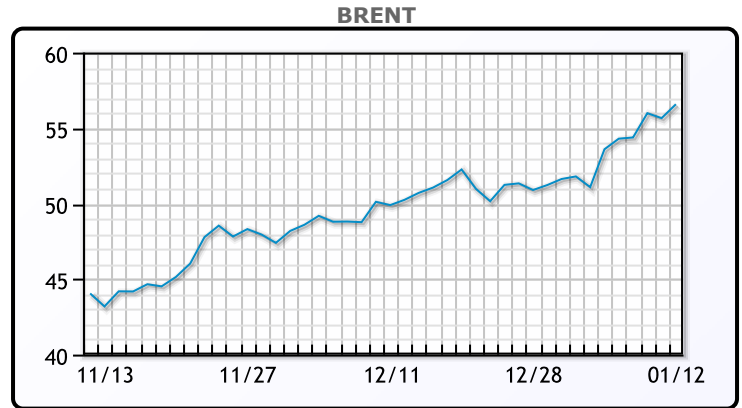
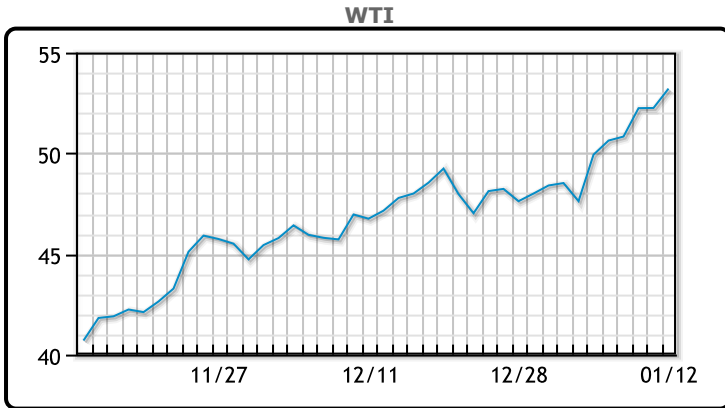
<https://www.pflpetroleum.com>
 1865 Veterans Park Dr. Suite 303
 Naples, Florida 34109
 Phone: 239-390-2885
 Fax: 239-949-0611
 Jan 12, 2021 6:43 PM

Major Energy Futures		
	Settle	Change
Brent	56.58	0.92
Gas Oil	460.5	2
Natural Gas	2.753	0.006
RBOB	155.3	3.22
ULSD	159.67	2.32
WTI	53.21	0.96

Market Commentary

Oil prices rose today, hitting 11 month highs, buoyed by Saudi Arabia's production cuts. Analysts are also expecting a drop in crude supplies in tomorrow's EIA report. "Storage at Cushing is only 10.2 million barrels below the all-time record high, so there is no problem with supply here in the U.S., but the complex is responding positively to this chatter about undersupply," said Bob Yawger, director of energy futures at Mizuho. However, oil price gains continue to be capped as coronavirus wreaks havoc on global demand. WTI traded up \$.96 or 1.84% to close at \$53.21 Brent traded up \$.92 or 1.65% to close at \$56.58.

Crude & Product Markets

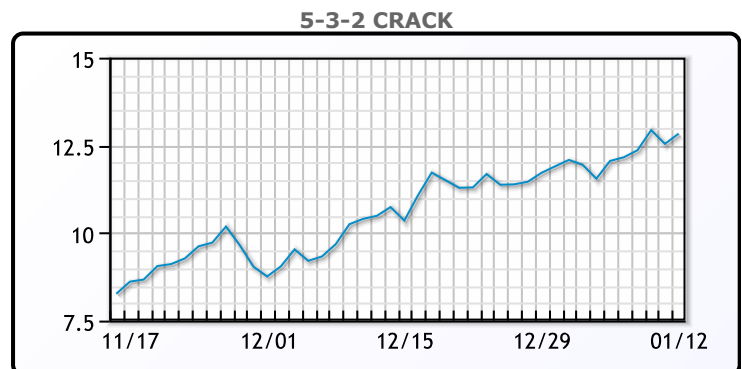
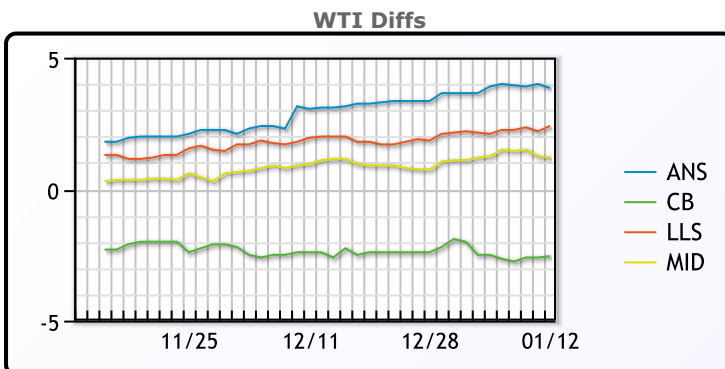


CRUDE

	Last	Week Ago	Month Ago
ANS	57.06	53.83	49.67
BLS	50.66	47.43	43.97
LLS	55.61	52.03	48.57
Mid	54.41	51.18	47.72
WTI	53.21	49.93	46.57

PRODUCTS

	Last	Week Ago	Month Ago
Gulf RBOB	152.3	140.59	126.52
Gulf ULSD	154.42	146.74	139.69
NYH RBOB	156.43	146.96	131.9
NYH ULSD	159.42	151.76	143.44
USGC 3%	49.63	46.88	42.88



3-2-1 Crack



Gulf 3-2-1 Crack



NGLs

MB

	Last	Week Ago	Month Ago
Butane	86.25	78.5	61.25
IsoButane	87	78	66.25
Natural Gasoline	121.5	111	101.25
Propane	87.75	79.75	59

CONWAY

	Last	Week Ago	Month Ago
Butane	104	100	76.5
IsoButane	109	106	87
Natural Gasoline	121.5	113	99
Propane	85	77	55.25

MB NON

	Last	Week Ago	Month Ago
Butane	89	81.5	82.25
IsoButane	87	78	66.25
Natural Gasoline	124	113	99.25
Propane	86	78.13	58.75

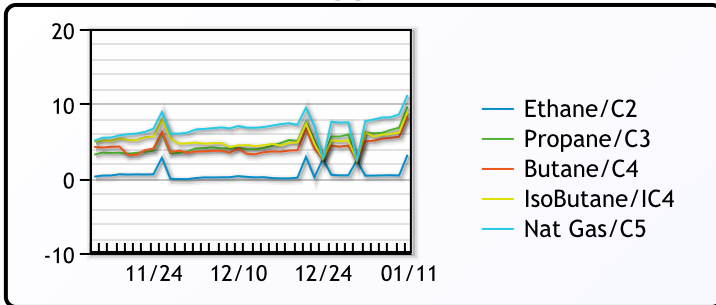
EDMONTON

	Last	Week Ago	Month Ago
Propane	56.25	45.13	27.75

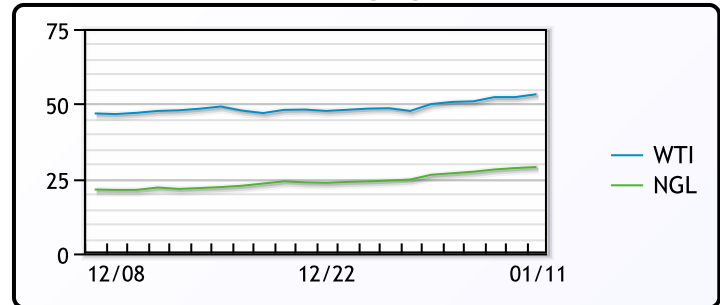
SARNIA

	Last	Week Ago	Month Ago
Propane	100.75	85	76

FRAC SPREAD



WTI vs NGL



FX

	Last	Change
CAD	1.2713	0.0002
DXY	90.093	-0.372
Gold	1856	1.23

RATES

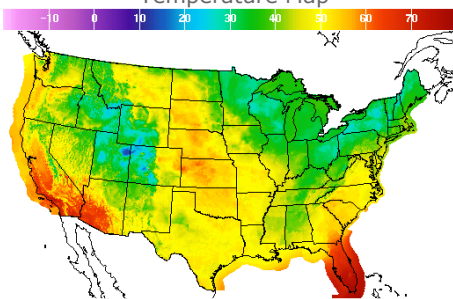
	Last	Change
US 2yr	0.1449	0
US 10yr	1.1291	-0.0169
CAN 10yr	0.843	0.004

EQUITIES

	Last	Change
Nasdaq	13072.43	36
TSX	1069.98	2.976
S&P 500	3801.19	1.58

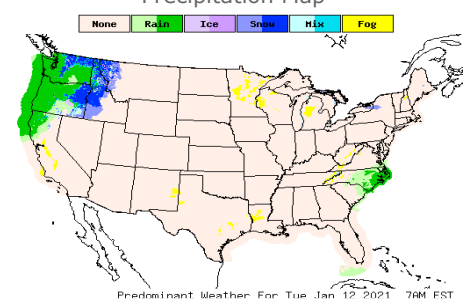
Weather Data

Temperature Map



City	HIGH °F	LOW °F
Calgary	43	25
Conway	34	22
Cushing	50	31
Denver	49	30
Houston	52	38
Mont Belvieu	49	33
Sarnia	30	25
Williston	41	32

Precipitation Map



This report has been prepared by PFL Petroleum Limited personnel for your information only and the views expressed are intended to provide market commentary and are not recommendations. This report is not an offer to sell or a solicitation of any offer to buy any security. The information contained herein has been compiled by PFL from sources believed to be reliable, but no representation or warranty, express or implied, is made by PFL Petroleum Limited, its affiliates or any other person as to its accuracy, completeness or correctness. Copyright 2017 PFL Petroleum Limited. All Rights Reserved