



MARKET DAILY

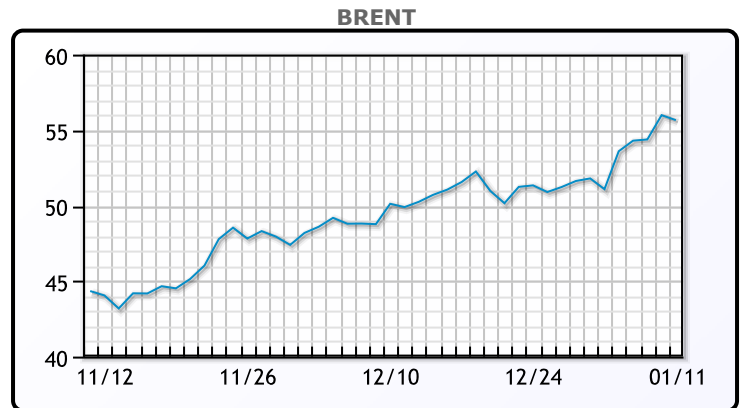
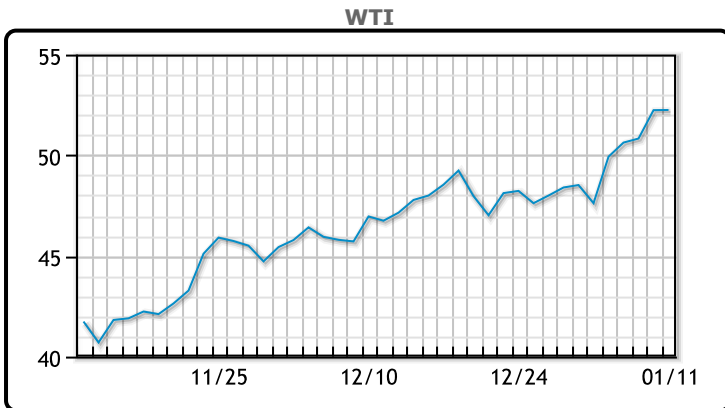
<https://www.pflpetroleum.com>
 1865 Veterans Park Dr. Suite 303
 Naples, Florida 34109
 Phone: 239-390-2885
 Fax: 239-949-0611
 Jan 11, 2021 6:49 PM

Major Energy Futures		
	Settle	Change
Brent	55.66	-0.33
Gas Oil	445.75	7.5
Natural Gas	2.747	0.047
RBOB	152.08	-2.15
ULSD	157.35	-0.6
WTI	52.25	0.01

Market Commentary

Oil prices eased today along with other financial markets. "The renewed concerns about demand due to very high numbers of new corona cases and further mobility restrictions, plus the stronger U.S. dollar, are generating selling pressure," Commerzbank analyst Eugen Weinberg said. Oil is coming off of strong rallies so no surprise to see a bit of profit taking after last week. The move from the Saudis should act as support for prices going forward and at least create a sort of floor in the market. WTI traded up \$.01 or .02% to close at \$52.25. Brent traded down \$.33 or -.59% to close at \$55.66.

Crude & Product Markets

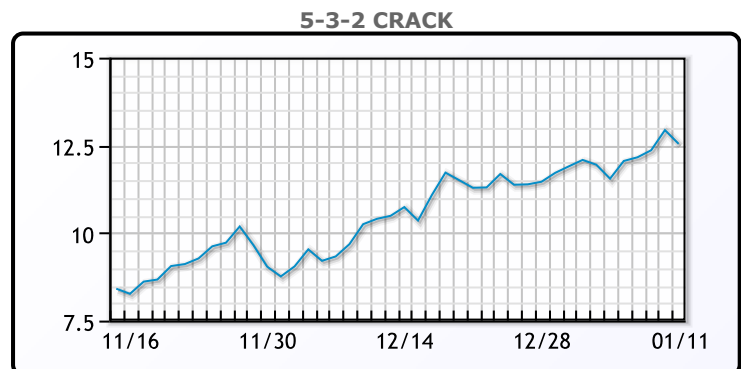
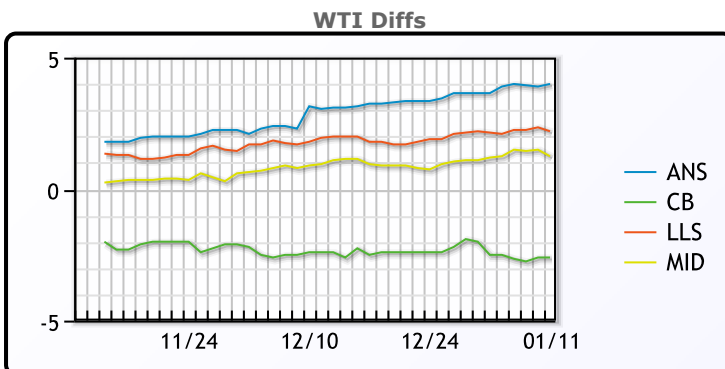


CRUDE

	Last	Week Ago	Month Ago
ANS	56.25	51.27	49.67
BLS	49.65	45.12	43.97
LLS	54.45	49.77	48.57
Mid	53.5	48.82	47.72
WTI	52.25	47.62	46.57

PRODUCTS

	Last	Week Ago	Month Ago
Gulf RBOB	148.46	133.16	126.52
Gulf ULSD	152.15	140.57	139.69
NYH RBOB	153.08	140.16	131.9
NYH ULSD	157.1	146.07	143.44
USGC 3%	48.88	44.88	42.88



3-2-1 Crack



Gulf 3-2-1 Crack



NGLs

MB

	Last	Week Ago	Month Ago
Butane	85	77	61.25
IsoButane	85	78	66.25
Natural Gasoline	122.5	107.25	99.75
Propane	87.75	79	59

CONWAY

	Last	Week Ago	Month Ago
Butane	103	92	76.5
IsoButane	105.5	100	87
Natural Gasoline	119.25	108.5	99
Propane	84	75.5	55.25

MB NON

	Last	Week Ago	Month Ago
Butane	88	81	82.25
IsoButane	85	78	66.25
Natural Gasoline	121	108.75	99.25
Propane	85.5	74.5	58.38

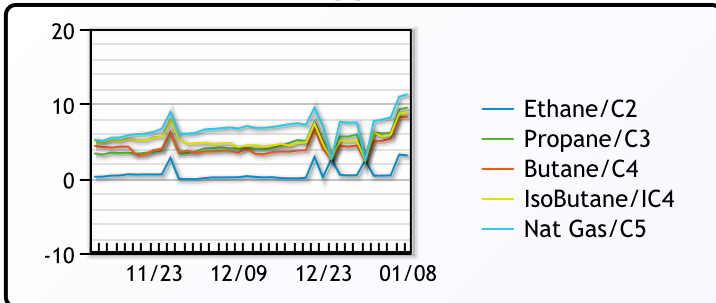
EDMONTON

	Last	Week Ago	Month Ago
Propane	54	42	29

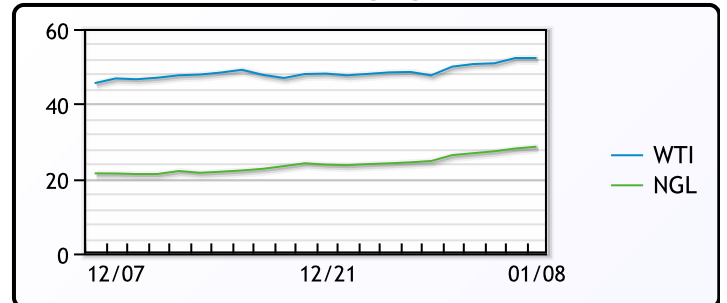
SARNIA

	Last	Week Ago	Month Ago
Propane	100.75	85	76

FRAC SPREAD



WTI vs NGL



FX

	Last	Change
CAD	1.2774	-0.001
DXY	90.465	0.36699
Gold	1847.14	3.25

RATES

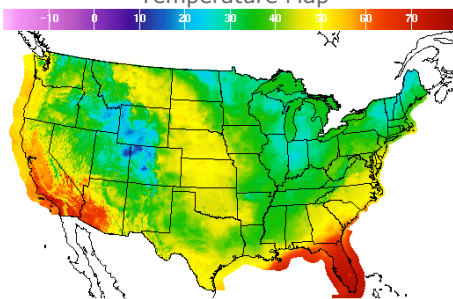
	Last	Change
US 2yr	0.1449	0.012
US 10yr	1.146	0.0307
CAN 10yr	0.839	0.025

EQUITIES

	Last	Change
Nasdaq	13036.43	-165.55
TSX	1067	-5.918
S&P 500	3799.61	-25.07

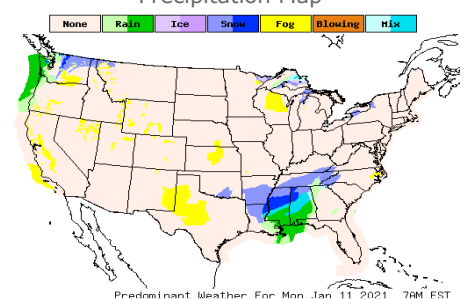
Weather Data

Temperature Map



City	HIGH °F	LOW °F
Calgary	44	22
Conway	28	21
Cushing	44	28
Denver	43	27
Houston	44	37
Mont Belvieu	41	35
Sarnia	31	26
Williston	38	25

Precipitation Map



This report has been prepared by PFL Petroleum Limited personnel for your information only and the views expressed are intended to provide market commentary and are not recommendations. This report is not an offer to sell or a solicitation of any offer to buy any security. The information contained herein has been compiled by PFL from sources believed to be reliable, but no representation or warranty, express or implied, is made by PFL Petroleum Limited, its affiliates or any other person as to its accuracy, completeness or correctness. Copyright 2017 PFL Petroleum Limited. All Rights Reserved