



# MARKET DAILY

<https://www.pflpetroleum.com>  
 1865 Veterans Park Dr. Suite 303  
 Naples, Florida 34109  
 Phone: 239-390-2885  
 Fax: 239-949-0611  
 Dec 7, 2020 6:01 PM

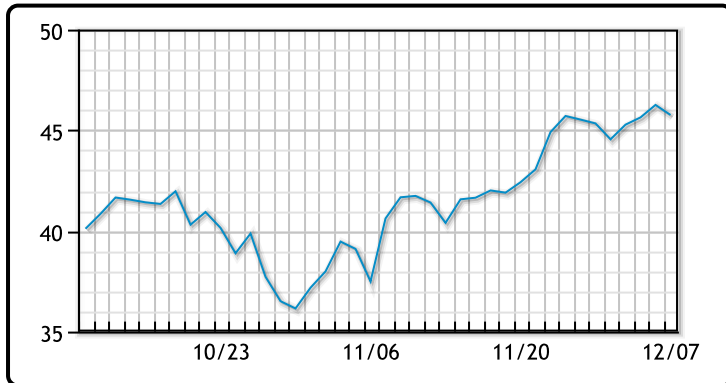
Major Energy Futures		
	Settle	Change
Brent	48.79	-0.62
Gas Oil	401.5	1
Natural Gas	2.406	0.068
RBOB	125.58	0.68
ULSD	139.92	0.97
WTI	45.76	-0.5

## Market Commentary

Oil prices fell today as surging coronavirus cases are weighing on prices. "The beginning of this week is like the morning hangover following a good night out that went a bit too far," said Bjornar Tonhaugen, head of oil markets at Rystad Energy. "With the OPEC deal in the bag, now traders looked back at fundamentals, demand and supply, and they were forced to come back to earth as things are not looking good in the short-term". Tensions with China are also adding pressure as Reuters reported a new US plan to add sanctions to Chinese officials. Tensions between the two largest oil consumers have weighed on prices in recent years. Iran is reportedly preparing its oil installations for full production and sale of its oil within 3 months in anticipation of Biden easing sanctions. WTI traded down \$.50 or -1.36% to close at \$45.76. Brent traded down \$.62 or -1.11% to close at \$48.63.

## Crude & Product Markets

WTI



BRENT



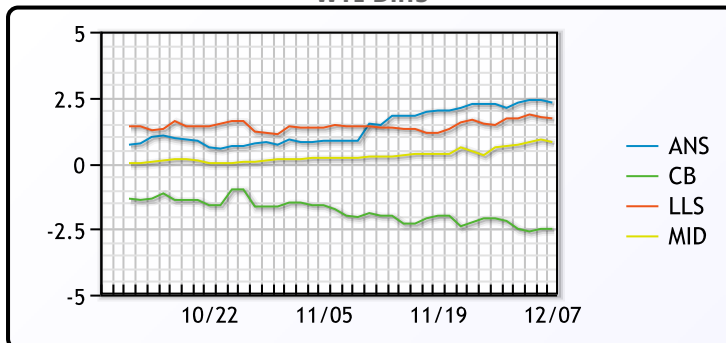
CRUDE

	Last	Week Ago	Month Ago
ANS	48.06	47.59	37.99
BLS	43.26	43.24	35.09
LLS	47.46	46.79	38.54
Mid	46.56	45.94	37.34
WTI	45.76	45.34	37.14

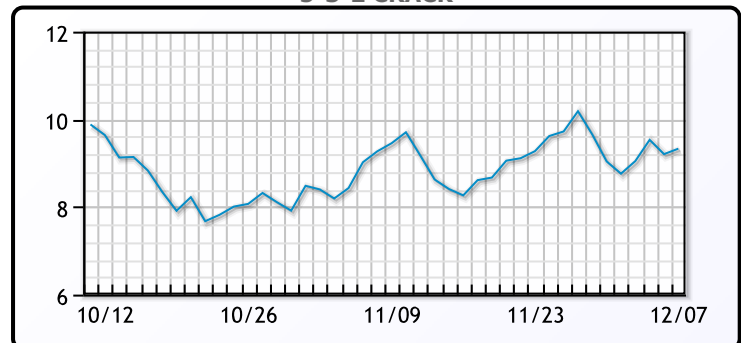
PRODUCTS

	Last	Week Ago	Month Ago
Gulf RBOB	120.58	119.29	103.69
Gulf ULSD	135.65	133.84	113.01
NYH RBOB	126.71	126.02	112.07
NYH ULSD	139.54	135.99	114.26
USGC 3%	43.13	42.88	36.38

WTI Diffs



5-3-2 CRACK



**3-2-1 Crack**



**Gulf 3-2-1 Crack**



**NGLs**

**MB**

	Last	Week Ago	Month Ago
Butane	60	68.5	74.75
IsoButane	66	76.5	72.25
Natural Gasoline	98.5	96.5	86.5
Propane	60	56.625	56

**CONWAY**

	Last	Week Ago	Month Ago
Butane	73	72.5	69.5
IsoButane	91	80	77
Natural Gasoline	96	91.5	78
Propane	56.25	54.125	53.75

**MB NON**

	Last	Week Ago	Month Ago
Butane	77	82.5	77.25
IsoButane	66	76.5	72.25
Natural Gasoline	97.25	93.75	82
Propane	59.5	55	56.25

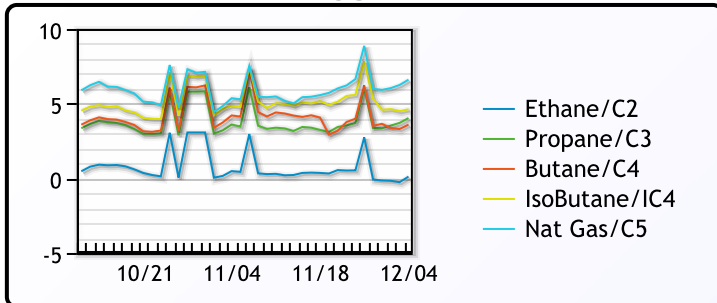
**EDMONTON**

	Last	Week Ago	Month Ago
Propane	29	27.13	29.75

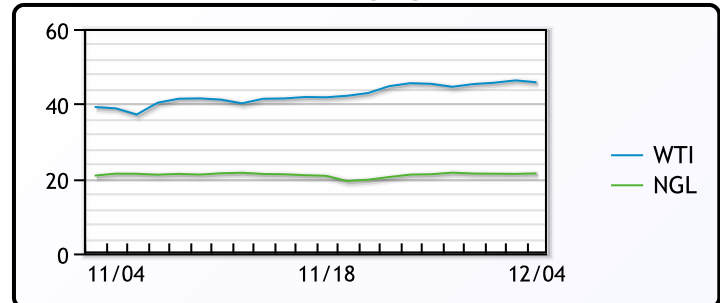
**SARNIA**

	Last	Week Ago	Month Ago
Propane	74.75	69.75	70

**FRAC SPREAD**



**WTI vs NGL**



**FX**

	Last	Change
CAD	1.2802	0.0004
DXY	90.87	0.169
Gold	1862.74	0.01

**RATES**

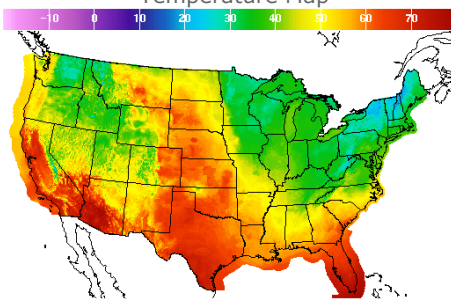
	Last	Change
US 2yr	0.1408	-0.0099
US 10yr	0.9228	-0.0431
CAN 10yr	0.764	-0.031

**EQUITIES**

	Last	Change
Nasdaq	12519.95	55.72
TSX	1046.74	4.36
S&P 500	3691.96	-7.16

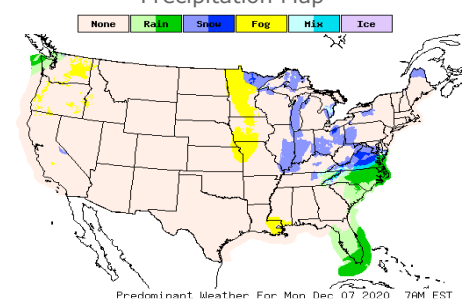
**Weather Data**

**Temperature Map**



City	HIGH °F	LOW °F
Calgary	56	33
Conway	41	30
Cushing	61	37
Denver	57	39
Houston	64	51
Mont Belvieu	61	45
Sarnia	34	28
Williston	45	31

**Precipitation Map**



This report has been prepared by PFL Petroleum Limited personnel for your information only and the views expressed are intended to provide market commentary and are not recommendations. This report is not an offer to sell or a solicitation of any offer to buy any security. The information contained herein has been compiled by PFL from sources believed to be reliable, but no representation or warranty, express or implied, is made by PFL Petroleum Limited, its affiliates or any other person as to its accuracy, completeness or correctness. Copyright 2017 PFL Petroleum Limited. All Rights Reserved