



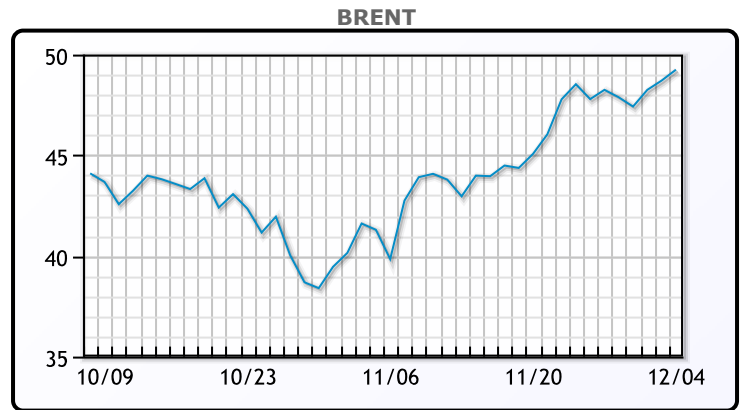
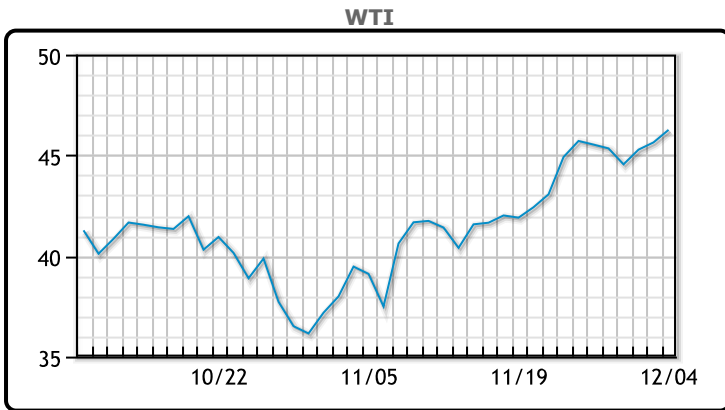
# MARKET DAILY

<https://www.pflpetroleum.com>  
 1865 Veterans Park Dr. Suite 303  
 Naples, Florida 34109  
 Phone: 239-390-2885  
 Fax: 239-949-0611  
 Dec 4, 2020 7:13 PM

Major Energy Futures		
	Settle	Change
Brent	49.25	0.54
Gas Oil	397.5	6
Natural Gas	2.575	-0.273
RBOB	126.85	2.18
ULSD	140.3	2.71
WTI	46.26	0.62

**Market Commentary**  
 Oil prices rose today, buoyed by hopes of a US stimulus deal which is gaining bipartisan momentum. Vaccine optimism (euphoria?) is also outweighing the news of record Covid deaths and hospitalizations here in the US. "We're higher, despite super bearish events – it's all about stimulus," said Bob Yawger, director of energy futures at Mizuho in New York. "You can't go home short this weekend because they could sign a deal this weekend." Front month Brent is at its highest premium to future month contracts (backwardation) since February despite a modest production increase from OPEC+. WTI traded up \$.62 or 1.36% to close at \$46.26. Brent traded up \$.54 or 1.11% to close at \$49.25.

## Crude & Product Markets

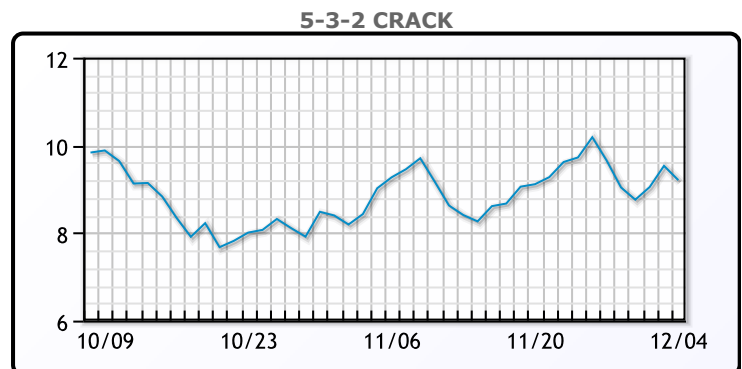
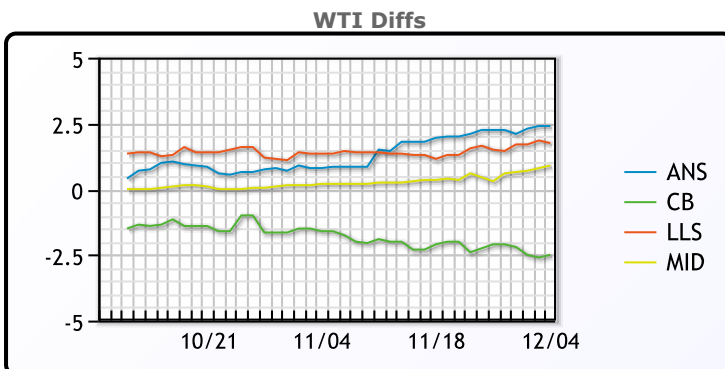


**CRUDE**

	Last	Week Ago	Month Ago
ANS	48.66	47.76	40
BLS	43.76	43.41	37.4
LLS	48.01	47.01	40.6
Mid	47.16	45.81	39.35
WTI	46.26	45.51	39.15

**PRODUCTS**

	Last	Week Ago	Month Ago
Gulf RBOB	122.4	122.23	106.31
Gulf ULSD	136.23	135.42	115.48
NYH RBOB	128.98	130.63	114.01
NYH ULSD	139.93	139.06	117.48
USGC 3%	43.38	44.38	37.63



**3-2-1 Crack**



**Gulf 3-2-1 Crack**



**NGLs**

**MB**

	Last	Week Ago	Month Ago
Butane	61.5	64.5	69
IsoButane	67.5	73.5	70.5
Natural Gasoline	97.88	96.5	83.5
Propane	59.25	55.5	56.375

**CONWAY**

	Last	Week Ago	Month Ago
Butane	76.5	72.75	69
IsoButane	92	81	79
Natural Gasoline	95.5	93.5	82
Propane	55.5	52.75	54.25

**MB NON**

	Last	Week Ago	Month Ago
Butane	80.5	84.5	71.5
IsoButane	67.5	73.5	70.5
Natural Gasoline	97.5	95.5	86.75
Propane	59.38	55	55.25

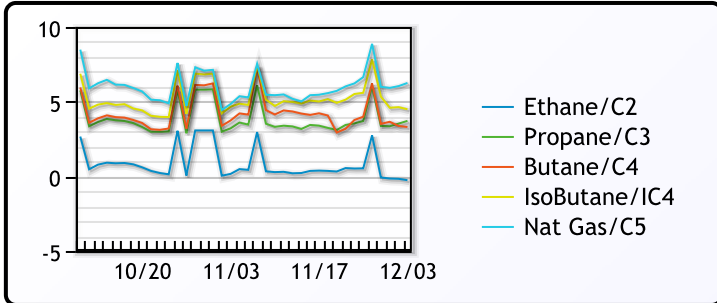
**EDMONTON**

	Last	Week Ago	Month Ago
Propane	29	27.13	28.5

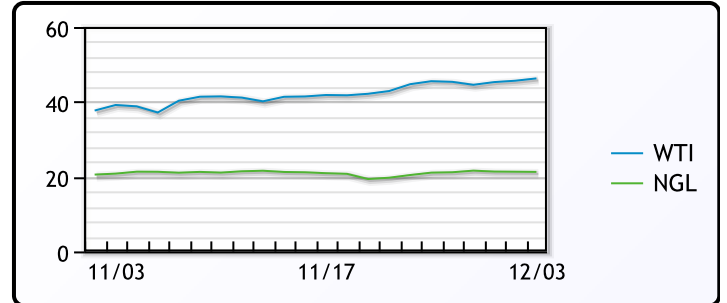
**SARNIA**

	Last	Week Ago	Month Ago
Propane	73.5	69.75	70

**FRAC SPREAD**



**WTI vs NGL**



**FX**

	Last	Change
CAD	1.2784	-0.0078
DXY	90.701	-0.013
Gold	1838.86	-2.22

**RATES**

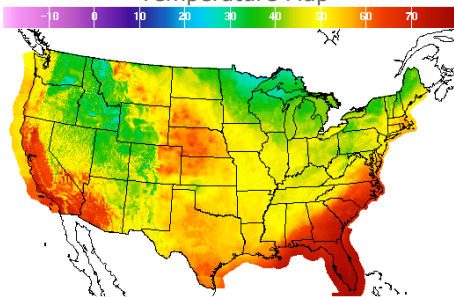
	Last	Change
US 2yr	0.1507	0.0021
US 10yr	0.9659	0.0596
CAN 10yr	0.795	0.055

**EQUITIES**

	Last	Change
Nasdaq	12464.23	87.05
TSX	1042.38	6.9
S&P 500	3699.12	32.4

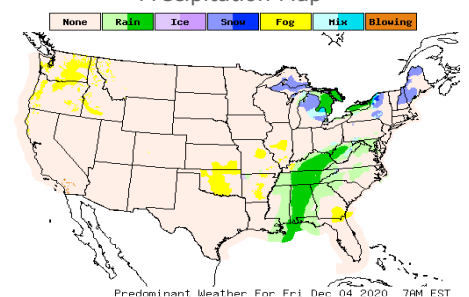
**Weather Data**

**Temperature Map**



City	HIGH °F	LOW °F
Calgary	45	34
Conway	36	28
Cushing	52	31
Denver	52	34
Houston	58	46
Mont Belvieu	55	42
Sarnia	40	35
Williston	41	30

**Precipitation Map**



This report has been prepared by PFL Petroleum Limited personnel for your information only and the views expressed are intended to provide market commentary and are not recommendations. This report is not an offer to sell or a solicitation of any offer to buy any security. The information contained herein has been compiled by PFL from sources believed to be reliable, but no representation or warranty, express or implied, is made by PFL Petroleum Limited, its affiliates or any other person as to its accuracy, completeness or correctness. Copyright 2017 PFL Petroleum Limited. All Rights Reserved