



# MARKET DAILY

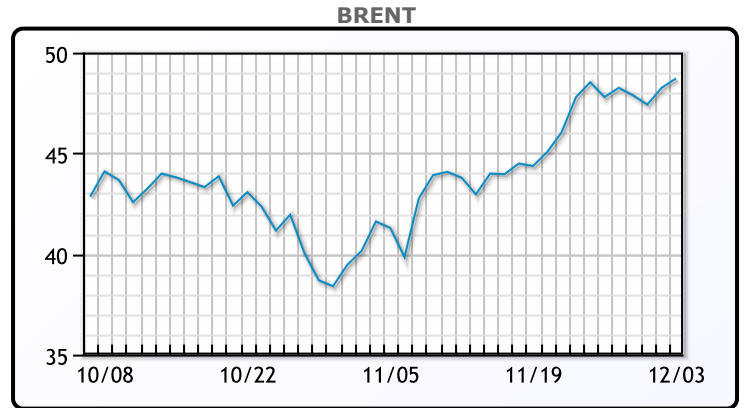
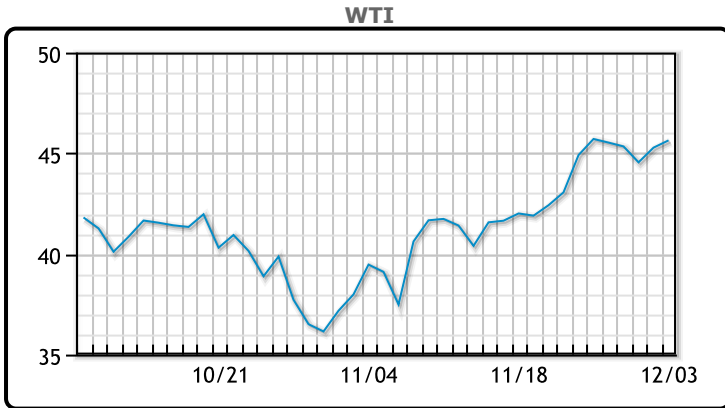
<https://www.pflpetroleum.com>  
 1865 Veterans Park Dr. Suite 303  
 Naples, Florida 34109  
 Phone: 239-390-2885  
 Fax: 239-949-0611  
 Dec 3, 2020 6:44 PM

Major Energy Futures		
	Settle	Change
Brent	48.71	0.46
Gas Oil	396.5	4.25
Natural Gas	2.507	-0.273
RBOB	126.17	2.18
ULSD	139.33	2.71
WTI	45.64	0.36

**Market Commentary**

Oil prices edged up today on an OPEC+ deal and bullish jobs report. OPEC+ agreed to a modest output increase beginning Jan .01 by 500K/bpd, but has yet failed to reach a longer term agreement on policy for the rest of the year. Four sources said the group would now gather every month to decide on output policies, complicating hedging for US producers. Today's jobless claims report showed continuing claims are at a covid-era low and also showed the lowest new jobless claims since the pandemic began. However, the GAO recommended that the Labor Department issue a disclaimer about the potential inaccuracy of the count, but none was included in the report. "The plunge in initial claims does not refute the idea that the trend is rising; we expected a sharp fall because of the difficulty of adjusting for Thanksgiving," Ian Shepherdson, chief economist at Pantheon Macroeconomics, said in a note. "Initial claims likely will rebound strongly next week, probably rising above the 800K mark for the first time in eight weeks." WTI traded up \$.36 or .8% to close at \$45.64. Brent traded up \$.46 or .95% to close at \$48.71.

## Crude & Product Markets

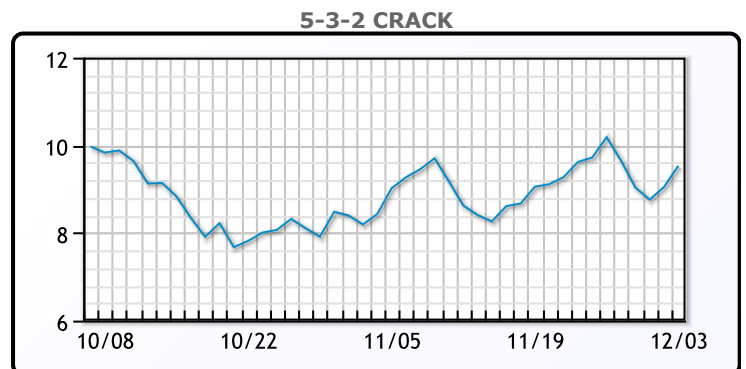
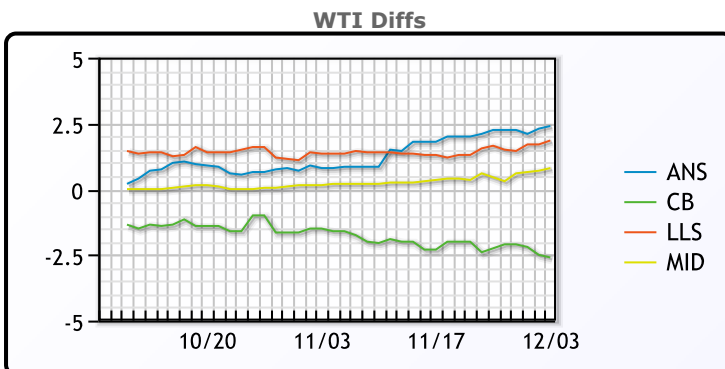


**CRUDE**

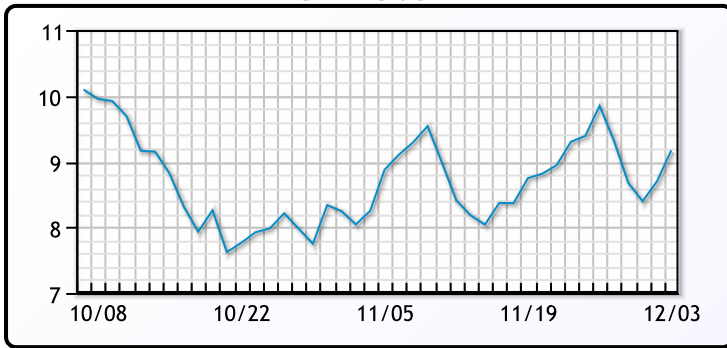
	Last	Week Ago	Month Ago
ANS	48.04	47.76	38.51
BLS	43.04	43.41	36.06
LLS	47.49	47.01	39.01
Mid	46.44	45.81	37.86
WTI	45.64	45.51	37.66

**PRODUCTS**

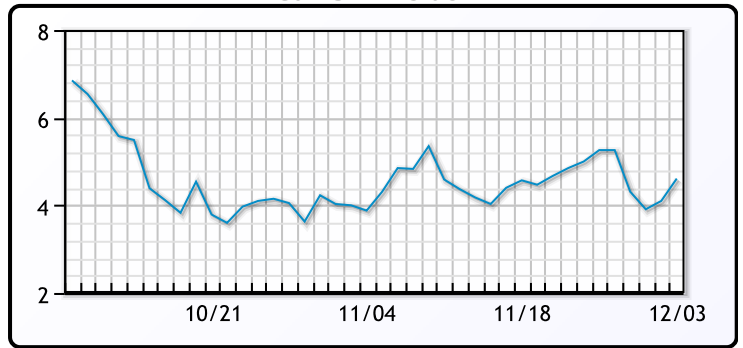
	Last	Week Ago	Month Ago
Gulf RBOB	121.87	122.23	103.07
Gulf ULSD	135.13	135.42	109.96
NYH RBOB	127.67	130.63	110.44
NYH ULSD	138.68	139.06	112.79
USGC 3%	43.38	44.38	36.63



**3-2-1 Crack**



**Gulf 3-2-1 Crack**



**NGLs**

**MB**

	Last	Week Ago	Month Ago
Butane	63	64.5	67.5
IsoButane	69	73.5	70
Natural Gasoline	96.25	96.5	81.25
Propane	58.625	55.5	55.375

**CONWAY**

	Last	Week Ago	Month Ago
Butane	76	72.75	67
IsoButane	90	81	77.5
Natural Gasoline	94.75	93.5	80.5
Propane	55.25	52.75	54.125

**MB NON**

	Last	Week Ago	Month Ago
Butane	82	84.5	70
IsoButane	69	73.5	70
Natural Gasoline	97	95.5	83
Propane	58.38	55	55

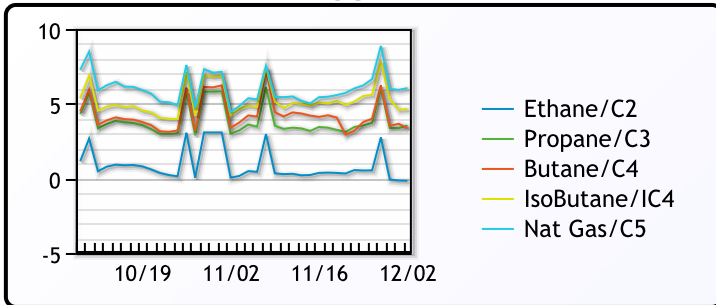
**EDMONTON**

	Last	Week Ago	Month Ago
Propane	28.5	27.13	28.13

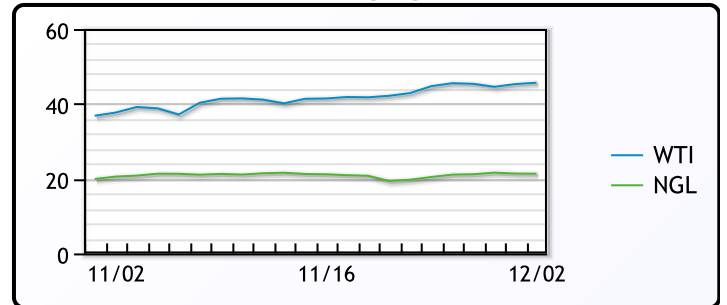
**SARNIA**

	Last	Week Ago	Month Ago
Propane	73.5	69.75	68

**FRAC SPREAD**



**WTI vs NGL**



**FX**

	Last	Change
CAD	1.2865	0.0003
DXY	90.714	-0.404
Gold	1841.2	0.12

**RATES**

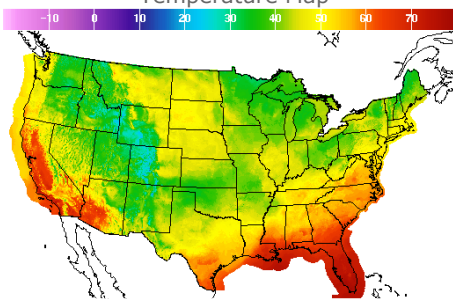
	Last	Change
US 2yr	0.1486	-0.0098
US 10yr	0.9063	-0.0297
CAN 10yr	0.74	-0.019

**EQUITIES**

	Last	Change
Nasdaq	12377.18	27.81
TSX	1035.48	1.05
S&P 500	3666.72	-2.29

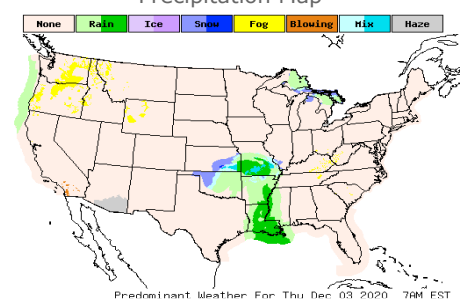
**Weather Data**

**Temperature Map**



City	HIGH °F	LOW °F
Calgary	46	35
Conway	38	29
Cushing	40	34
Denver	43	27
Houston	57	47
Mont Belvieu	55	44
Sarnia	38	30
Williston	43	27

**Precipitation Map**



This report has been prepared by PFL Petroleum Limited personnel for your information only and the views expressed are intended to provide market commentary and are not recommendations. This report is not an offer to sell or a solicitation of any offer to buy any security. The information contained herein has been compiled by PFL from sources believed to be reliable, but no representation or warranty, express or implied, is made by PFL Petroleum Limited, its affiliates or any other person as to its accuracy, completeness or correctness. Copyright 2017 PFL Petroleum Limited. All Rights Reserved