



MARKET DAILY

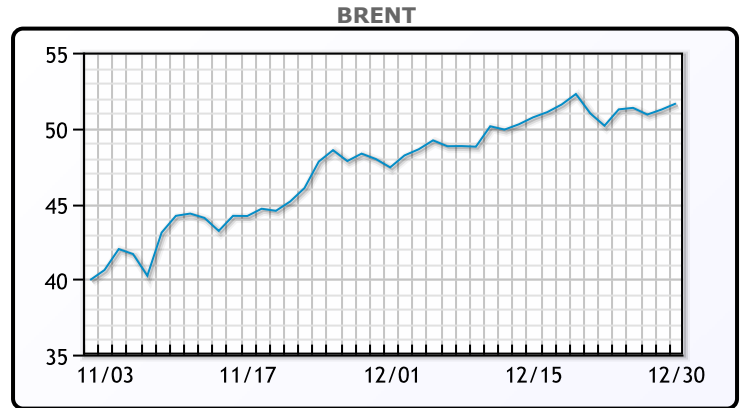
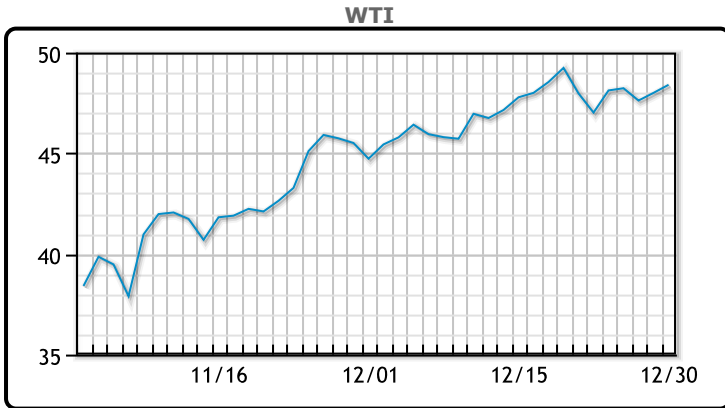
<https://www.pflpetroleum.com>
 1865 Veterans Park Dr. Suite 303
 Naples, Florida 34109
 Phone: 239-390-2885
 Fax: 239-949-0611
 Dec 30, 2020 6:22 PM

Major Energy Futures		
	Settle	Change
Brent	51.63	0.4
Gas Oil	425.25	-2
Natural Gas	2.422	-0.022
RBOB	141.2	2.02
ULSD	148.98	0.78
WTI	48.4	0.4

Market Commentary

Oil prices were flat today despite a larger than expected inventory draw. "We couldn't even pull down storage levels with a 6.1 million inventory draw which is sad but a reality, and it took the wind out of the sails for a big rally," said Bob Yawger, director of energy futures at Mizuho. Inventories are still more than 10% higher than this week last year. Hopes of increased stimulus in the US are fading as efforts to pass the measure have stalled in the senate. Prices found some additional support today as the dollar hit the lowest level since 2018. WTI traded up \$.40 or .83% to close at \$48.40. Brent traded up \$.40 or .78% to close at \$51.63.

Crude & Product Markets

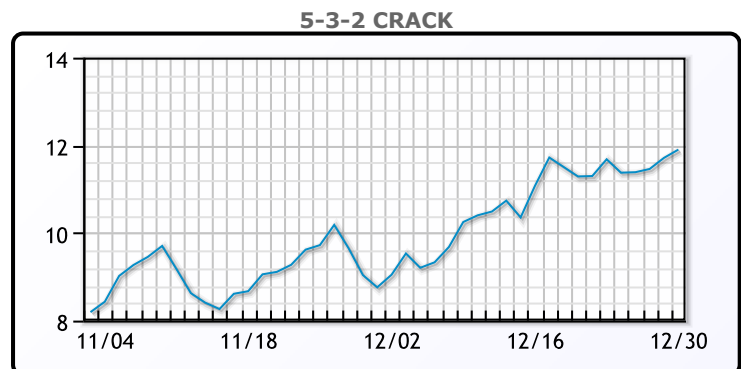
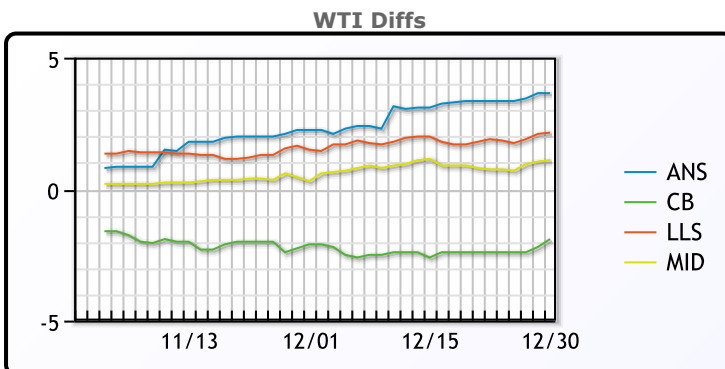


CRUDE

	Last	Week Ago	Month Ago
ANS	52.05	51.32	47.59
BLS	46.5	45.57	43.24
LLS	50.55	49.82	46.79
Mid	49.5	48.72	45.94
WTI	48.4	47.97	45.34

PRODUCTS

	Last	Week Ago	Month Ago
Gulf RBOB	136.26	133.62	119.29
Gulf ULSD	143.98	144.41	133.84
NYH RBOB	142.2	139.1	126.02
NYH ULSD	148.98	149.75	135.99
USGC 3%	45.63	44.88	42.88



3-2-1 Crack



Gulf 3-2-1 Crack



NGLs

MB

	Last	Week Ago	Month Ago
Butane	83.5	69.75	68.5
IsoButane	75.5	70.25	76.5
Natural Gasoline	107.25	102.75	96.5
Propane	75	70	56.625

CONWAY

	Last	Week Ago	Month Ago
Butane	120	102	72.5
IsoButane	135	101	80
Natural Gasoline	106	104.5	91.5
Propane	71.5	66.25	54.125

MB NON

	Last	Week Ago	Month Ago
Butane	111.5	91.25	82.5
IsoButane	75.5	70.25	76.5
Natural Gasoline	106.5	105.5	93.75
Propane	72.5	67.75	55

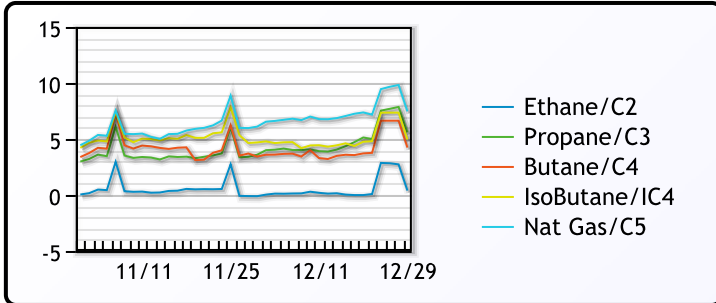
EDMONTON

	Last	Week Ago	Month Ago
Propane	36	38.5	27.13

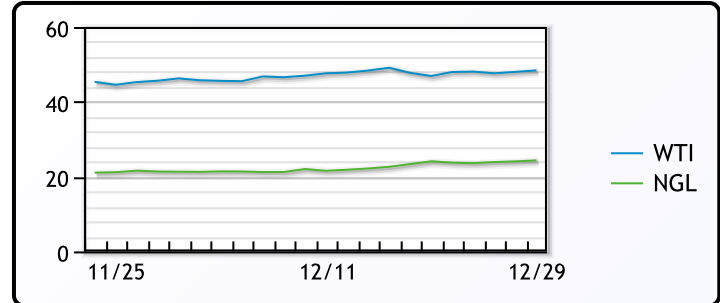
SARNIA

	Last	Week Ago	Month Ago
Propane	85	85	69.75

FRAC SPREAD



WTI vs NGL



FX

	Last	Change
CAD	1.275	-0.0008
DXY	89.68001	-0.31399
Gold	1895.06	0.67

RATES

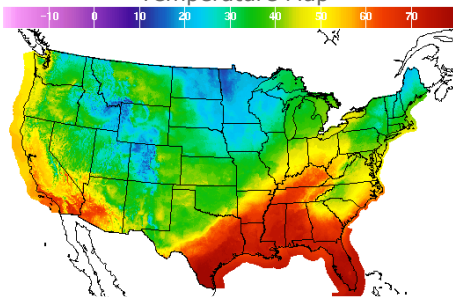
	Last	Change
US 2yr	0.1211	-0.0039
US 10yr	0.9231	-0.0133
CAN 10yr	0.705	-0.006

EQUITIES

	Last	Change
Nasdaq	12870	19.78
TSX	1041.69	-2.175
S&P 500	3732.04	5

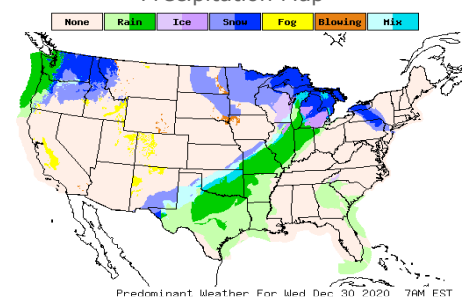
Weather Data

Temperature Map



City	HIGH °F	LOW °F
Calgary	28	14
Conway	19	6
Cushing	54	32
Denver	38	25
Houston	76	64
Mont Belvieu	71	62
Sarnia	40	28
Williston	26	10

Precipitation Map



This report has been prepared by PFL Petroleum Limited personnel for your information only and the views expressed are intended to provide market commentary and are not recommendations. This report is not an offer to sell or a solicitation of any offer to buy any security. The information contained herein has been compiled by PFL from sources believed to be reliable, but no representation or warranty, express or implied, is made by PFL Petroleum Limited, its affiliates or any other person as to its accuracy, completeness or correctness. Copyright 2017 PFL Petroleum Limited. All Rights Reserved