



MARKET DAILY

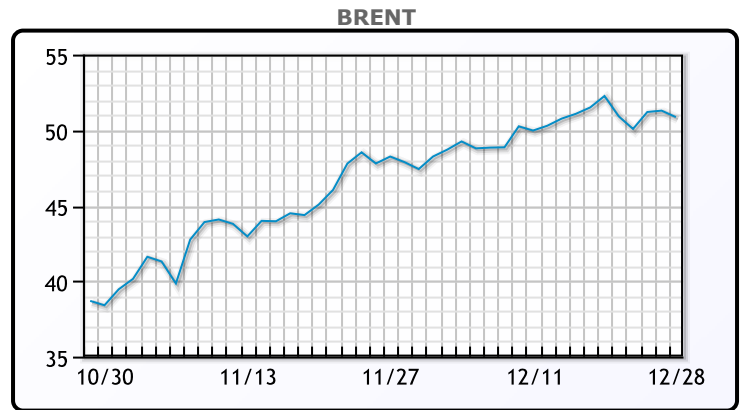
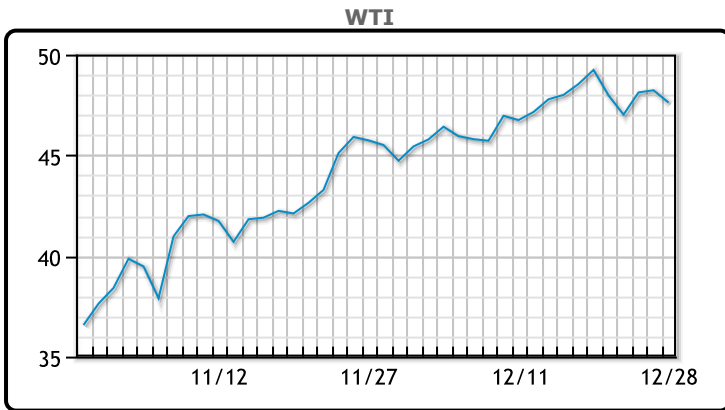
<https://www.pflpetroleum.com>
 1865 Veterans Park Dr. Suite 303
 Naples, Florida 34109
 Phone: 239-390-2885
 Fax: 239-949-0611
 Dec 28, 2020 6:34 PM

Major Energy Futures		
	Settle	Change
Brent	50.86	-0.38
Gas Oil	426.75	-3.5
Natural Gas	2.305	-0.09
RBOB	136.77	-0.31
ULSD	147.9	-0.75
WTI	47.62	-0.53

Market Commentary

After a momentary rally in oil, crude prices seemed to have deflated as investors ignored a broader surge that pushed equities to an all time high, instead focusing on the looming new supply from OPEC+. This reflects the growing concern formed over increased travel restrictions as the new strain of COVID19 had begun to spread globally. Total US gasoline inventories are expected to have climbed 2.3 million barrels last week to around 240 million barrels while driving activity over the holiday has been the weakest since Easter. While typical for a holiday weekend, it was exacerbated by the increased restrictions.

Crude & Product Markets

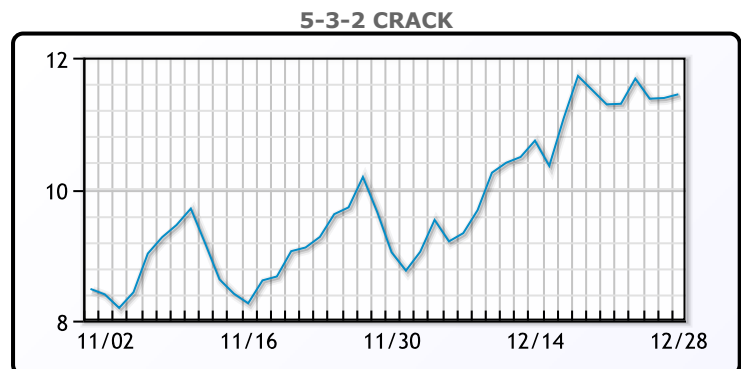
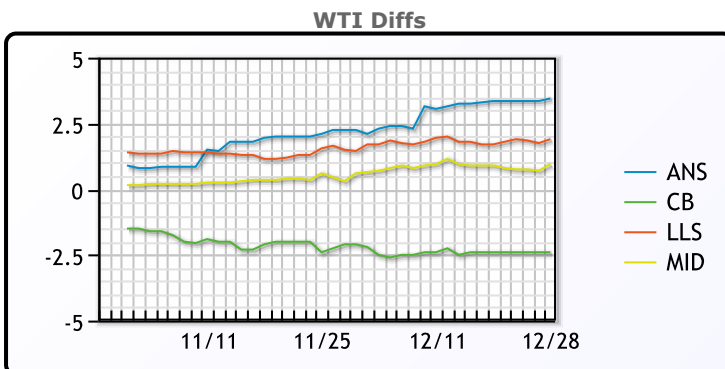


CRUDE

	Last	Week Ago	Month Ago
ANS	51.07	51.09	47.76
BLS	45.22	45.34	43.41
LLS	49.52	49.54	47.01
Mid	48.57	48.54	45.81
WTI	47.62	47.74	45.51

PRODUCTS

	Last	Week Ago	Month Ago
Gulf RBOB	131.82	131.41	122.23
Gulf ULSD	142.98	142.6	135.42
NYH RBOB	137.52	136.79	130.63
NYH ULSD	147.9	147.74	139.06
USGC 3%	45.38	45.13	44.38



3-2-1 Crack



Gulf 3-2-1 Crack



NGLs

MB

	Last	Week Ago	Month Ago
Butane	74.5	66	64.5
IsoButane	75	70	73.5
Natural Gasoline	105	105.25	91.75
Propane	71.625	69.875	55.5

CONWAY

	Last	Week Ago	Month Ago
Butane	102	88.5	72.75
IsoButane	101	93	81
Natural Gasoline	104.5	103.5	93.5
Propane	69.25	65.5	52.75

MB NON

	Last	Week Ago	Month Ago
Butane	96	89	84.5
IsoButane	75	70	73.5
Natural Gasoline	104.75	104	95.5
Propane	70	63.75	52.63

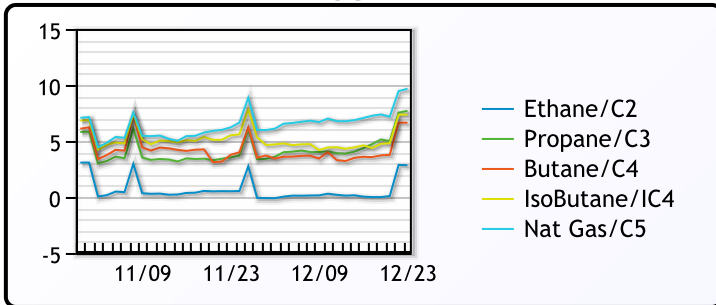
EDMONTON

	Last	Week Ago	Month Ago
Propane	38.5	31.75	25.25

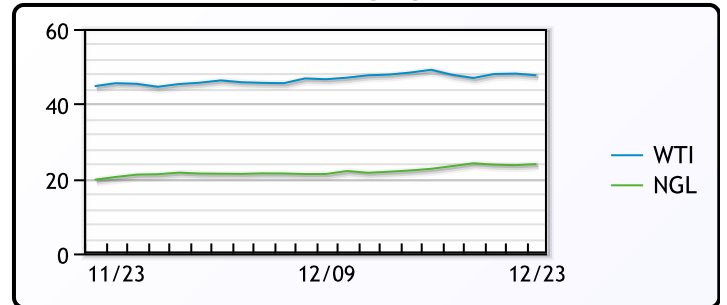
SARNIA

	Last	Week Ago	Month Ago
Propane	85	81	69.75

FRAC SPREAD



WTI vs NGL



FX

	Last	Change
CAD	1.2853	-0.0001
DXY	90.293	0.07
Gold	1873.76	0.07

RATES

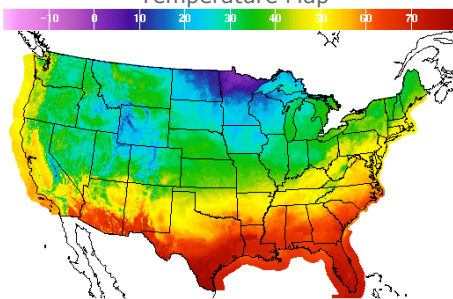
	Last	Change
US 2yr	0.1189	0
US 10yr	0.9231	0
CAN 10yr	0.721	0

EQUITIES

	Last	Change
Nasdaq	12899.42	94.69
TSX	1048.983	1.732
S&P 500	3735.36	32.3

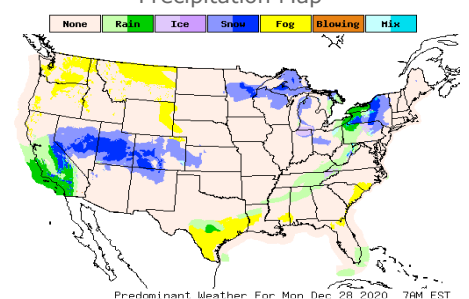
Weather Data

Temperature Map



City	HIGH °F	LOW °F
Calgary	27	11
Conway	5	-5
Cushing	44	36
Denver	34	29
Houston	71	60
Mont Belvieu	68	58
Sarnia	40	26
Williston	20	6

Precipitation Map



This report has been prepared by PFL Petroleum Limited personnel for your information only and the views expressed are intended to provide market commentary and are not recommendations. This report is not an offer to sell or a solicitation of any offer to buy any security. The information contained herein has been compiled by PFL from sources believed to be reliable, but no representation or warranty, express or implied, is made by PFL Petroleum Limited, its affiliates or any other person as to its accuracy, completeness or correctness. Copyright 2017 PFL Petroleum Limited. All Rights Reserved