



MARKET DAILY

<https://www.pflpetroleum.com>
 1865 Veterans Park Dr. Suite 303
 Naples, Florida 34109
 Phone: 239-390-2885
 Fax: 239-949-0611
 Dec 23, 2020 5:55 PM

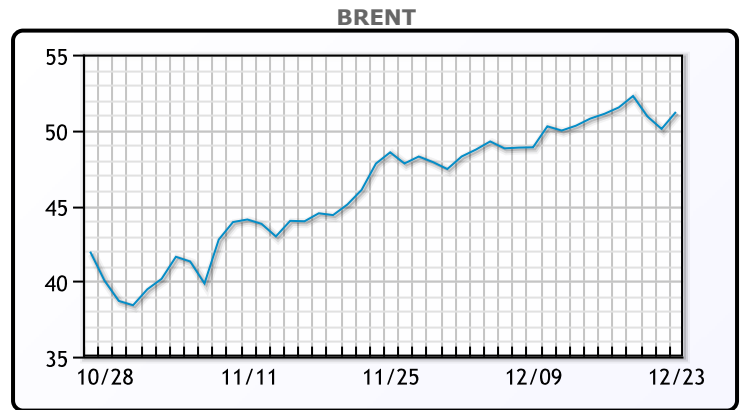
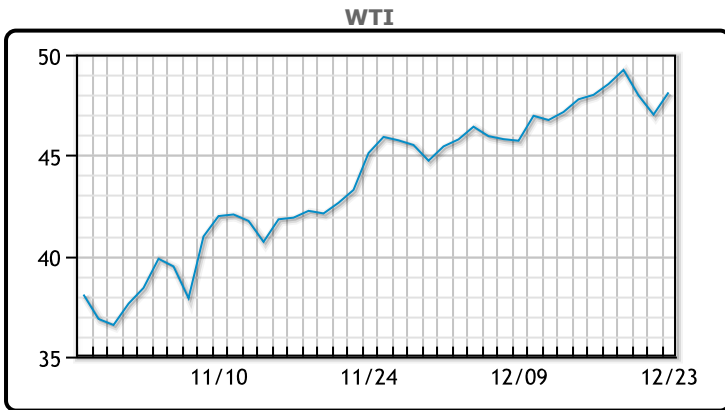
Major Energy Futures		
	Settle	Change
Brent	51.2	1.08
Gas Oil	427	3.75
Natural Gas	2.608	0.075
RBOB	138.2	-2.09
ULSD	149.75	-1.58
WTI	48.12	1.1

Market Commentary

Oil prices moved higher today after the EIA reported an inventory draw of 600,000 barrels for the week to December 18th. This combined with positive vaccine news have reversed some of the loss from earlier this week when a new strain of COVID19 was announced along with new travel restrictions in Europe and other parts of the world.

The EIA also reported a decline in gasoline inventory with production last week averaging around 8.8 million bpd compared to an inventory build of 1 million for the week prior and average production of 8.5 million.

Crude & Product Markets

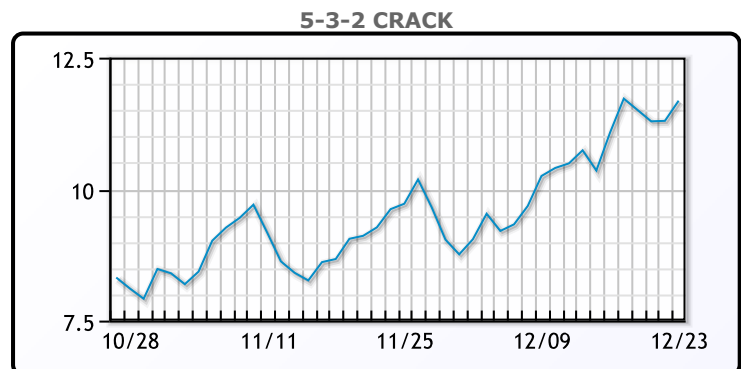
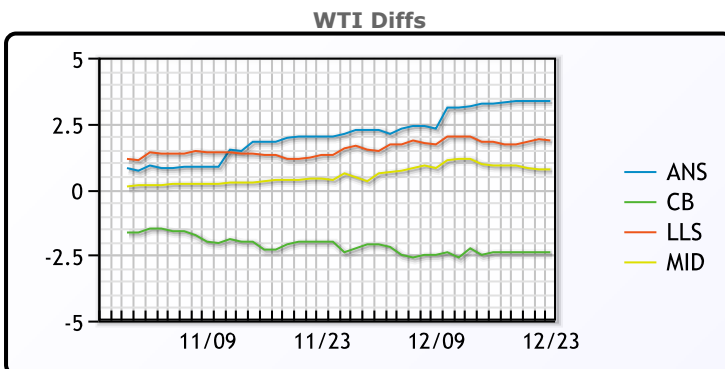


CRUDE

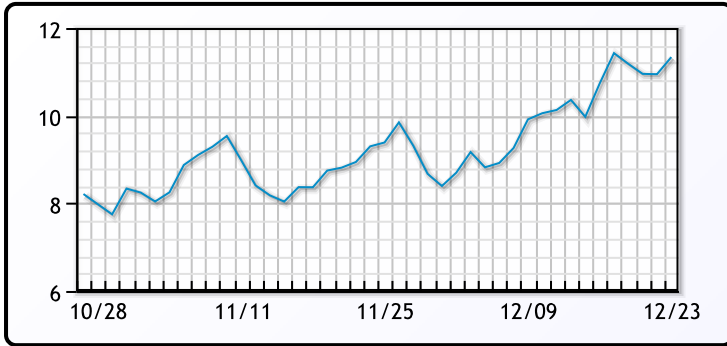
	Last	Week Ago	Month Ago
ANS	51.32	51.07	44.98
BLS	45.57	45.42	40.48
LLS	49.82	49.62	44.43
Mid	48.72	48.72	43.48
WTI	47.97	47.82	42.88

PRODUCTS

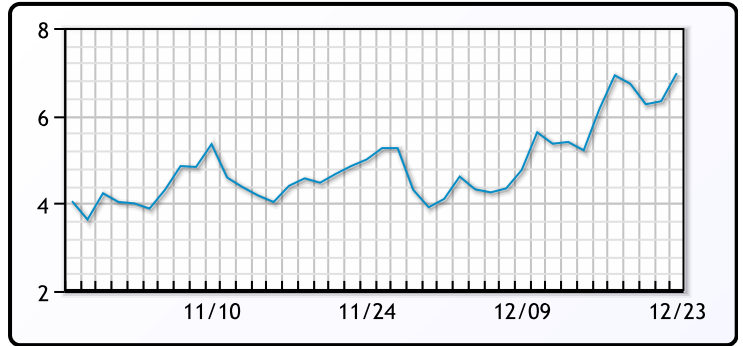
	Last	Week Ago	Month Ago
Gulf RBOB	133.62	130.91	115.96
Gulf ULSD	144.41	143.54	128.58
NYH RBOB	139.1	136.04	122.28
NYH ULSD	149.75	147.54	131.18
USGC 3%	44.88	44.63	42.13



3-2-1 Crack



Gulf 3-2-1 Crack



NGLs

MB

	Last	Week Ago	Month Ago
Butane	69.75	64	62
IsoButane	70.25	68	73
Natural Gasoline	102.75	103.25	89.25
Propane	70	64	52.625

CONWAY

	Last	Week Ago	Month Ago
Butane	102	80	71
IsoButane	101	90	79.5
Natural Gasoline	104.5	101	89
Propane	66.25	59.75	50.5

MB NON

	Last	Week Ago	Month Ago
Butane	91.25	87	80
IsoButane	70.25	68	73
Natural Gasoline	105.5	103	89.5
Propane	67.75	61	51.38

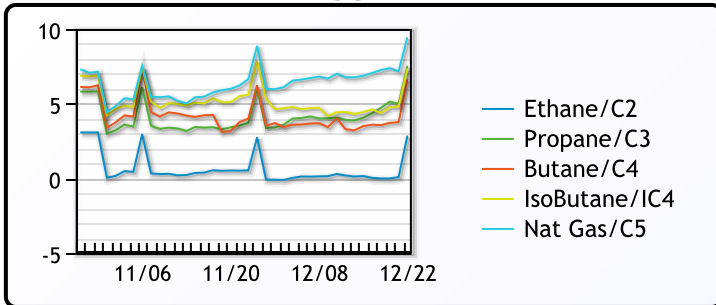
EDMONTON

	Last	Week Ago	Month Ago
Propane	38.5	29.5	24.5

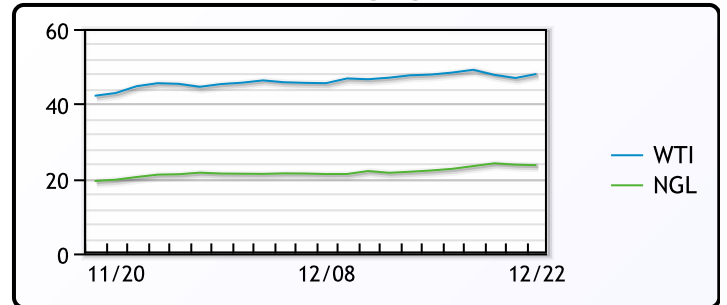
SARNIA

	Last	Week Ago	Month Ago
Propane	85	76	69.75

FRAC SPREAD



WTI vs NGL



FX

	Last	Change
CAD	1.2849	0.0001
DXY	90.338	-0.31601
Gold	1872.24	-0.65

RATES

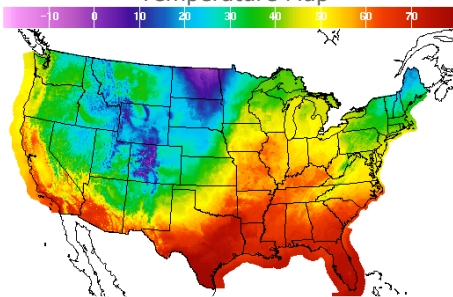
	Last	Change
US 2yr	0.1169	0.004
US 10yr	0.943	0.0266
CAN 10yr	0.728	0.025

EQUITIES

	Last	Change
Nasdaq	12771.11	-36.81
TSX	1047.25	0.892
S&P 500	3690.01	2.75

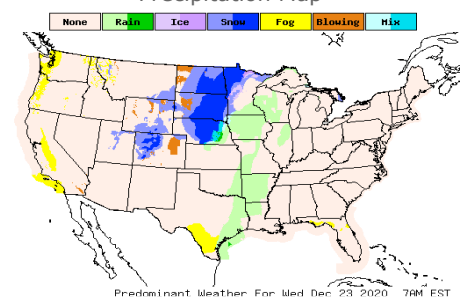
Weather Data

Temperature Map



City	HIGH °F	LOW °F
Calgary	29	8
Conway	21	-12
Cushing	58	32
Denver	31	25
Houston	76	56
Mont Belvieu	72	51
Sarnia	46	33
Williston	19	9

Precipitation Map



This report has been prepared by PFL Petroleum Limited personnel for your information only and the views expressed are intended to provide market commentary and are not recommendations. This report is not an offer to sell or a solicitation of any offer to buy any security. The information contained herein has been compiled by PFL from sources believed to be reliable, but no representation or warranty, express or implied, is made by PFL Petroleum Limited, its affiliates or any other person as to its accuracy, completeness or correctness. Copyright 2017 PFL Petroleum Limited. All Rights Reserved