



# MARKET DAILY

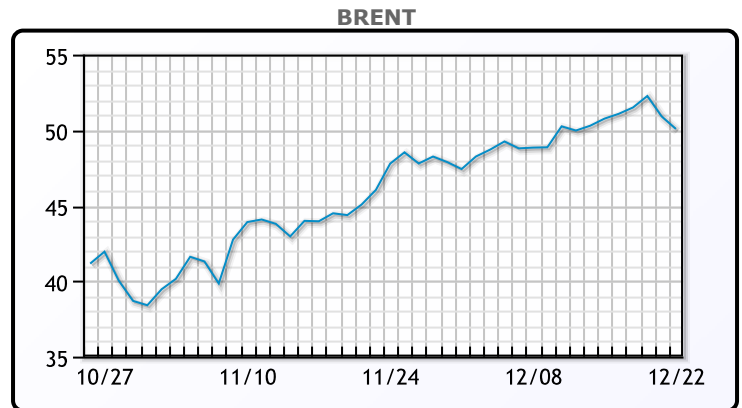
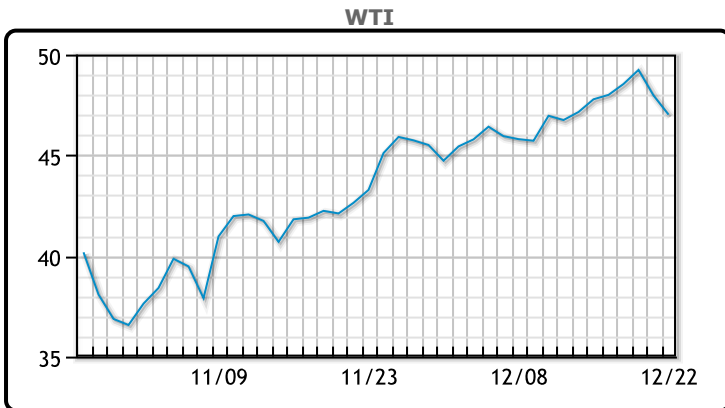
<https://www.pflpetroleum.com>  
 1865 Veterans Park Dr. Suite 303  
 Naples, Florida 34109  
 Phone: 239-390-2885  
 Fax: 239-949-0611  
 Dec 22, 2020 6:44 PM

Major Energy Futures		
	Settle	Change
Brent	50.08	-0.83
Gas Oil	418	-19.25
Natural Gas	2.78	0.075
RBOB	133.95	-2.09
ULSD	146.16	-1.58
WTI	47.02	-0.95

**Market Commentary**

Oil prices fell today, adding to losses from yesterday's session as specs get weeded out. Detection of a new variant of the virus is causing countries to restrict travel to the UK and hurting sentiment after the US passed a new Covid relief bill. "The holiday malaise has set in on oil," said Phil Flynn, senior analyst at Price Futures Group in Chicago. "Now that we have stimulus done, and we still have concerns about the new strain of virus, people are heading to the sidelines," he said. No sign of wavering after the recent price from OPEC+ plan to increase output by 500K/bpd. WTI traded down \$.95 or -1.98% to close at \$47.02. Brent traded down \$.83 or -1.63% to close at \$50.08.

## Crude & Product Markets

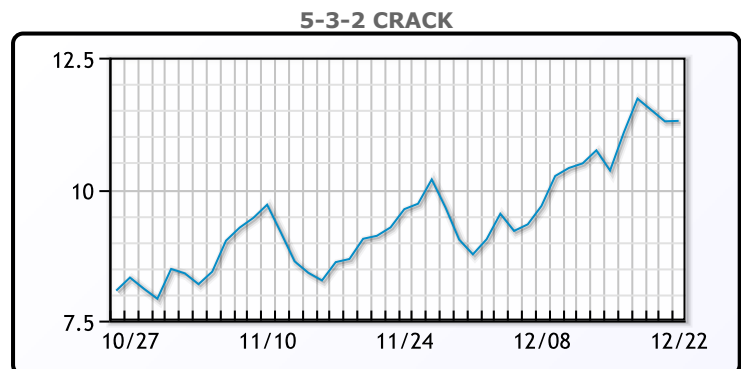
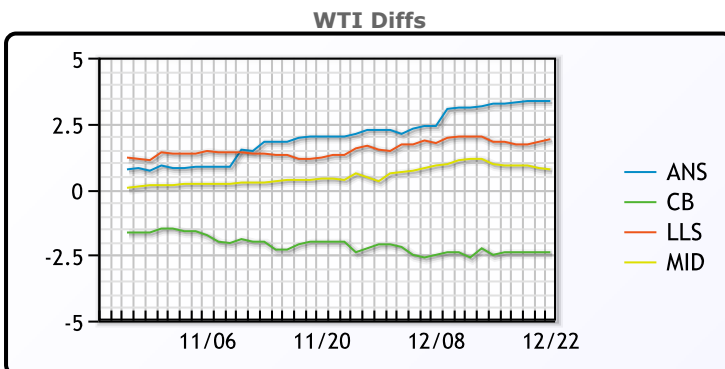


**CRUDE**

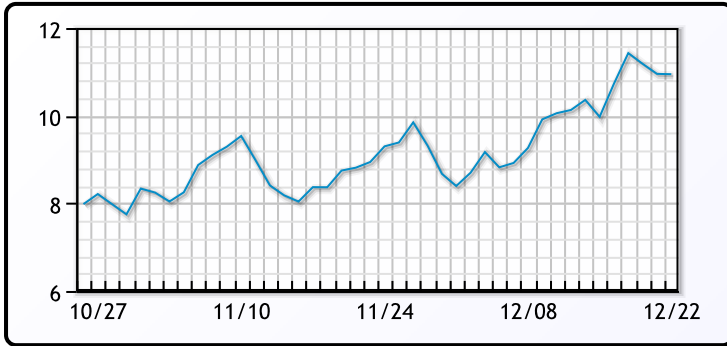
	Last	Week Ago	Month Ago
ANS	50.25	50.87	44.15
BLS	44.5	45.12	40.15
LLS	48.8	49.42	43.45
Mid	47.65	48.57	42.5
WTI	46.9	47.62	42.15

**PRODUCTS**

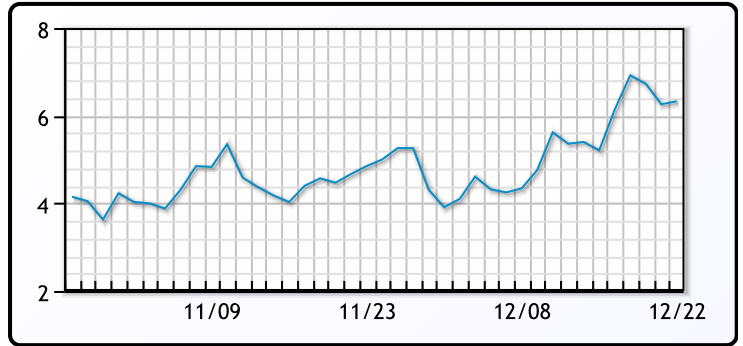
	Last	Week Ago	Month Ago
Gulf RBOB	129.55	128.31	112.91
Gulf ULSD	141.1	142.19	126.26
NYH RBOB	134.82	133.43	119.4
NYH ULSD	146.16	145.94	128.63
USGC 3%	44.13	44.38	40.88



**3-2-1 Crack**



**Gulf 3-2-1 Crack**



**NGLs**

**MB**

	Last	Week Ago	Month Ago
Butane	65.5	62.5	55.25
IsoButane	68.5	67.5	68.25
Natural Gasoline	106.75	102.5	89.25
Propane	69	61.25	51.375

**MB NON**

	Last	Week Ago	Month Ago
Butane	88.5	83.5	75.25
IsoButane	68.5	67.5	68.25
Natural Gasoline	103.25	101.5	88
Propane	69.25	59.75	51.38

**CONWAY**

	Last	Week Ago	Month Ago
Butane	92	77	67.75
IsoButane	99	90	76
Natural Gasoline	103	101.5	87.25
Propane	65.25	56.75	49.25

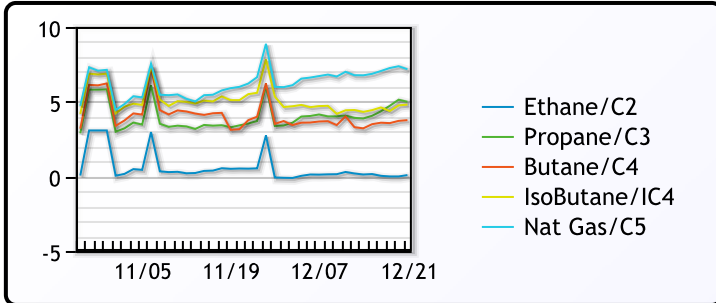
**EDMONTON**

	Last	Week Ago	Month Ago
Propane	42	28.63	24.5

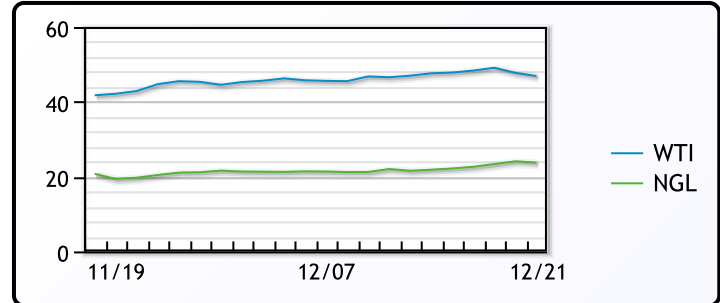
**SARNIA**

	Last	Week Ago	Month Ago
Propane	76.5	76	69.75

**FRAC SPREAD**



**WTI vs NGL**



**FX**

	Last	Change
CAD	1.2901	-0.0007
DXY	90.65401	0.611
Gold	1862.01	1.17

**RATES**

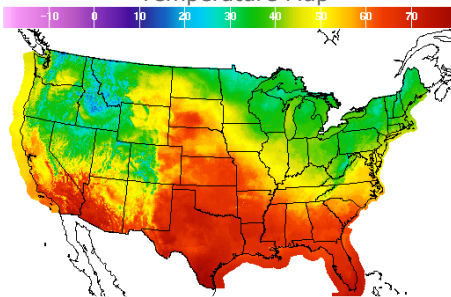
	Last	Change
US 2yr	0.1129	-0.0081
US 10yr	0.9164	-0.0182
CAN 10yr	0.703	-0.023

**EQUITIES**

	Last	Change
Nasdaq	12807.92	65.4
TSX	1046.36	3.962
S&P 500	3687.26	-7.66

**Weather Data**

**Temperature Map**



City	HIGH °F	LOW °F
Calgary	25	10
Conway	32	22
Cushing	63	43
Denver	55	29
Houston	69	56
Mont Belvieu	64	52
Sarnia	36	33
Williston	46	17

**Precipitation Map**

