



# MARKET DAILY

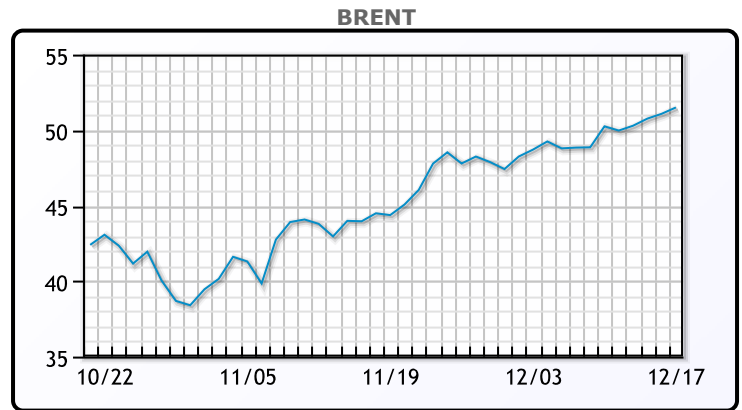
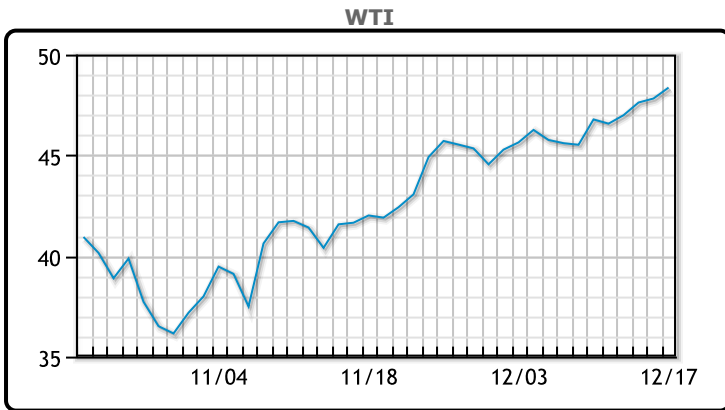
<https://www.pflpetroleum.com>  
 1865 Veterans Park Dr. Suite 303  
 Naples, Florida 34109  
 Phone: 239-390-2885  
 Fax: 239-949-0611  
 Dec 17, 2020 6:41 PM

Major Energy Futures		
	Settle	Change
Brent	51.5	0.42
Gas Oil	426.75	-1
Natural Gas	2.636	-0.041
RBOB	138.81	3.52
ULSD	149.52	1.73
WTI	48.36	0.54

**Market Commentary**

Oil prices rose again today touching nine months highs as headlines for the day indicated the US was getting close on a stimulus package. Today's jobless claims report showed that there were an additional 885K first time filers (3 month high), well over the 808K expected while last week's numbers were also revised upwards. All in all there are still over 20.6 million Americas receiving some kind of unemployment benefits. The USD index (DXY) has been crashing and set a two and half year low today. A weaker dollar is generally bullish for the oil complex. The DXY vs WTI chart is almost a perfect negative correlation. Strong refining demand in India and China has also been supportive of crude prices. WTI traded up \$.54 or 1.13% to close at \$48.36. Brent traded up \$.42 or .82% to close at \$51.50.

## Crude & Product Markets

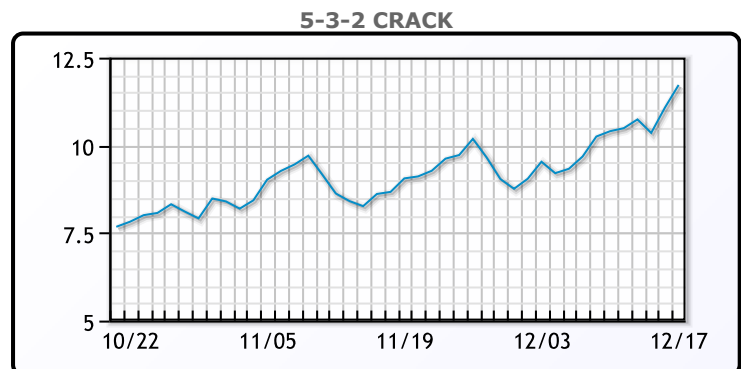
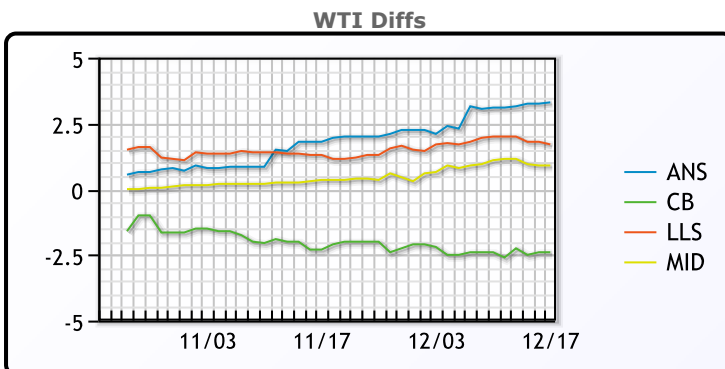


**CRUDE**

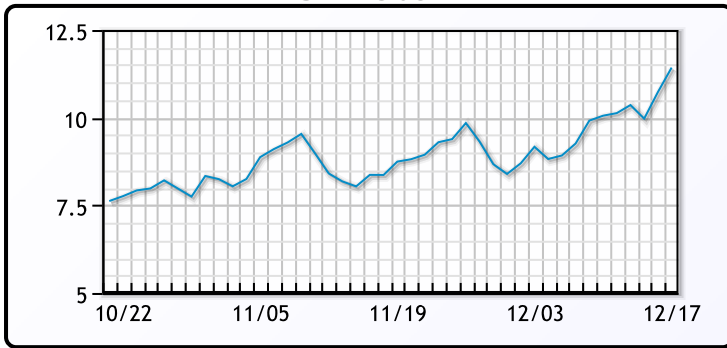
	Last	Week Ago	Month Ago
ANS	51.66	49.88	43.43
BLS	45.96	44.38	39.43
LLS	50.06	48.78	42.58
Mid	49.26	47.88	41.78
WTI	48.36	46.78	41.43

**PRODUCTS**

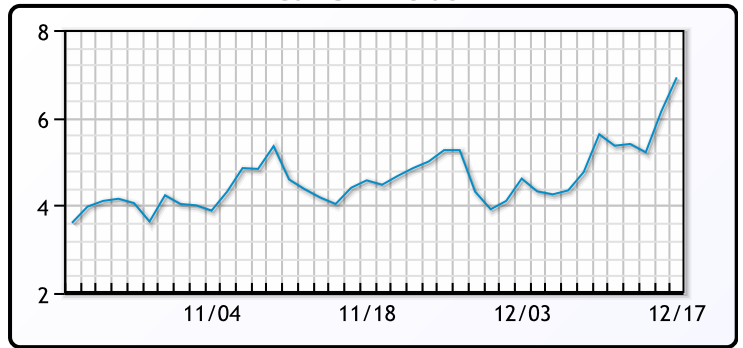
	Last	Week Ago	Month Ago
Gulf RBOB	135.06	127.29	111.72
Gulf ULSD	145.17	139.47	120.41
NYH RBOB	139.81	132.51	116.57
NYH ULSD	149.77	143.07	123.66
USGC 3%	45.38	44.13	39.88



**3-2-1 Crack**



**Gulf 3-2-1 Crack**



**NGLs**

**MB**

	Last	Week Ago	Month Ago
Butane	65.75	61.5	69.25
IsoButane	67.75	65	72
Natural Gasoline	105.25	99.25	87.5
Propane	67.875	59.5	54.125

**CONWAY**

	Last	Week Ago	Month Ago
Butane	85.25	75.5	71.25
IsoButane	92	90	75.75
Natural Gasoline	104	98.5	86
Propane	63.75	55.75	53

**MB NON**

	Last	Week Ago	Month Ago
Butane	87.75	84.5	76.25
IsoButane	67.75	65	72
Natural Gasoline	105	100	86.75
Propane	63.75	59	55.38

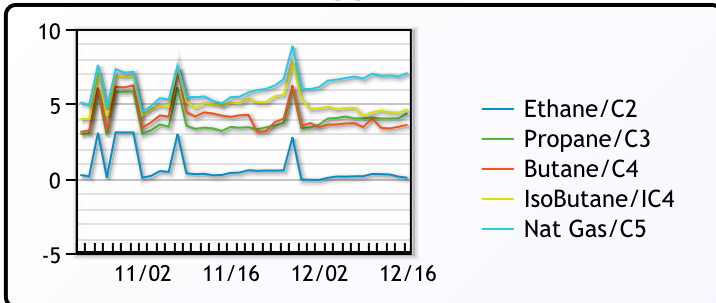
**EDMONTON**

	Last	Week Ago	Month Ago
Propane	31.75	27.88	25

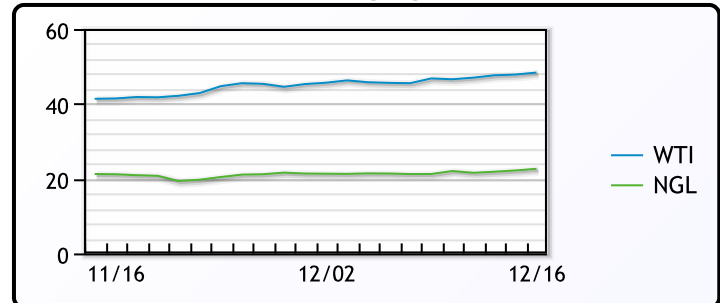
**SARNIA**

	Last	Week Ago	Month Ago
Propane	81	76	69.5

**FRAC SPREAD**



**WTI vs NGL**



**FX**

	Last	Change
CAD	1.2727	0.0007
DXY	89.82201	-0.62799
Gold	1885.24	-0.18

**RATES**

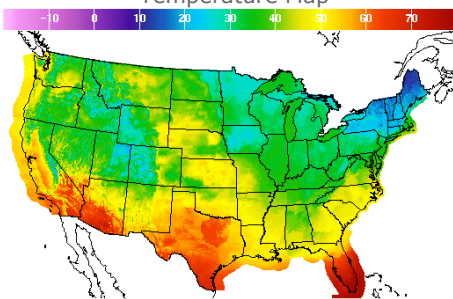
	Last	Change
US 2yr	0.121	0.006
US 10yr	0.9329	0.0166
CAN 10yr	0.743	0.014

**EQUITIES**

	Last	Change
Nasdaq	12764.75	106.56
TSX	1050.71	4.032
S&P 500	3722.48	21.31

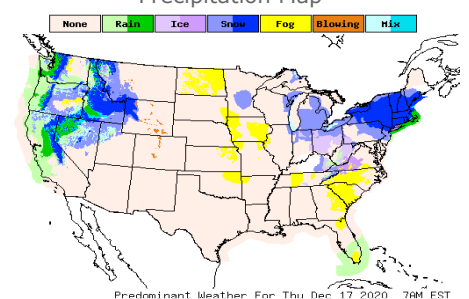
**Weather Data**

**Temperature Map**



City	HIGH °F	LOW °F
Calgary	33	14
Conway	27	17
Cushing	44	26
Denver	38	26
Houston	56	41
Mont Belvieu	52	35
Sarnia	29	26
Williston	39	24

**Precipitation Map**



This report has been prepared by PFL Petroleum Limited personnel for your information only and the views expressed are intended to provide market commentary and are not recommendations. This report is not an offer to sell or a solicitation of any offer to buy any security. The information contained herein has been compiled by PFL from sources believed to be reliable, but no representation or warranty, express or implied, is made by PFL Petroleum Limited, its affiliates or any other person as to its accuracy, completeness or correctness. Copyright 2017 PFL Petroleum Limited. All Rights Reserved