



MARKET DAILY

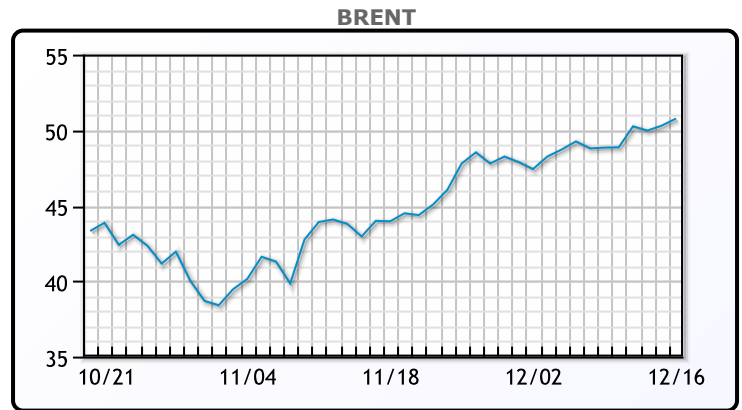
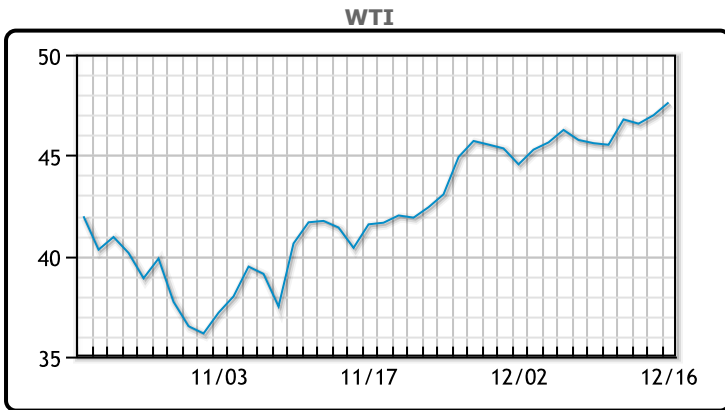
<https://www.pflpetroleum.com>
 1865 Veterans Park Dr. Suite 303
 Naples, Florida 34109
 Phone: 239-390-2885
 Fax: 239-949-0611
 Dec 16, 2020 6:56 PM

Major Energy Futures		
	Settle	Change
Brent	50.76	0.32
Gas Oil	419.75	410.5
Natural Gas	2.677	-0.13
RBOB	135.29	4.1
ULSD	147.79	5.54
WTI	47.82	2.17

Market Commentary

Crude prices traded up today as the EIA report showed a drop in crude inventories. The Fed in a press conference today announced they would continue to buy \$120B/month in debt purchases until "substantial further progress has been made" in the recovery. They are also maintaining their prediction of zero interest rates through 2023. Crude inventories fell by 3.14MM/bbls, higher than the forecasted draw or -1.91MM/bbls. Gasoline inventories rose by 1.02MM/bbls, slightly less than an expected build of 1.61MM/bbls. Distillate stocks had a build of 167K/bbls, vs a forecasted build of 598K. WTI traded up \$.20 or .42% to close at \$47.82. Brent traded up \$.32 or .63% to close \$51.08.

Crude & Product Markets

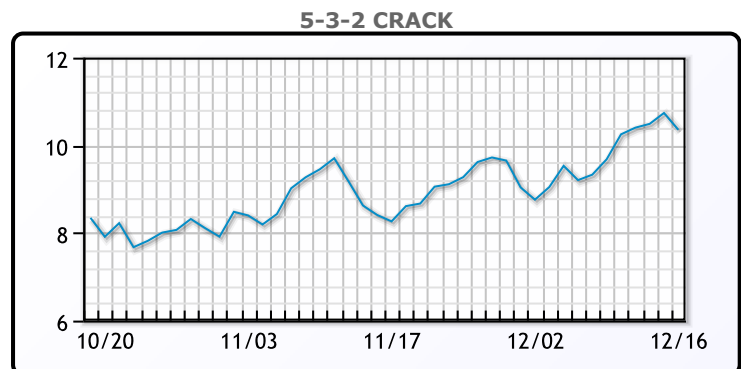
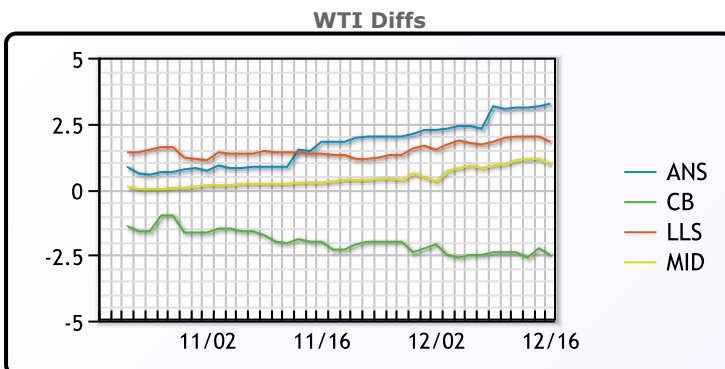


CRUDE

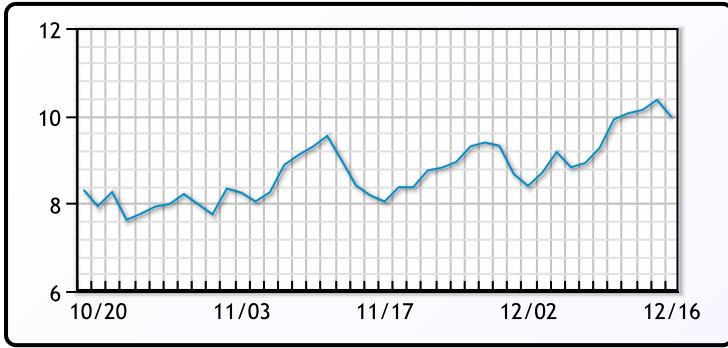
	Last	Week Ago	Month Ago
ANS	50.87	48.57	43.29
BLS	45.12	43.12	39.24
LLS	49.42	47.47	42.49
Mid	48.57	46.47	41.69
WTI	47.62	45.52	41.34

PRODUCTS

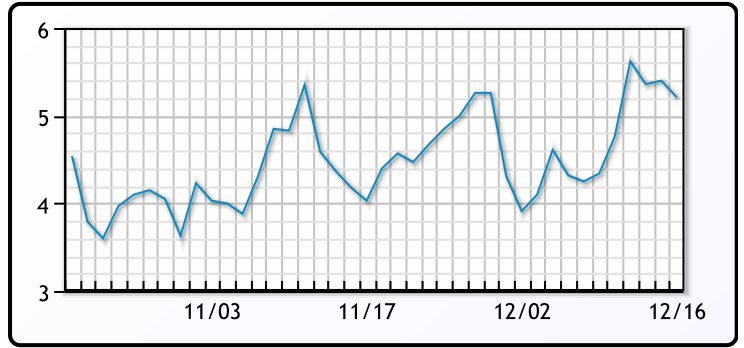
	Last	Week Ago	Month Ago
Gulf RBOB	128.31	122.39	110.31
Gulf ULSD	142.19	135.54	119.14
NYH RBOB	133.43	128.49	116.18
NYH ULSD	145.94	139.51	122.64
USGC 3%	44.38	42.63	40.13



3-2-1 Crack



Gulf 3-2-1 Crack



NGLs

MB

	Last	Week Ago	Month Ago
Butane	62.5	58	69.25
IsoButane	67.5	63	72
Natural Gasoline	102.5	99.75	85.5
Propane	61.25	58	55

MB NON

	Last	Week Ago	Month Ago
Butane	83.5	75	76.25
IsoButane	67.5	63	72
Natural Gasoline	101.5	97.5	87.25
Propane	59.75	58.38	55

CONWAY

	Last	Week Ago	Month Ago
Butane	77	71.75	72
IsoButane	90	89	75
Natural Gasoline	101.5	95	85.5
Propane	56.75	54.75	53.875

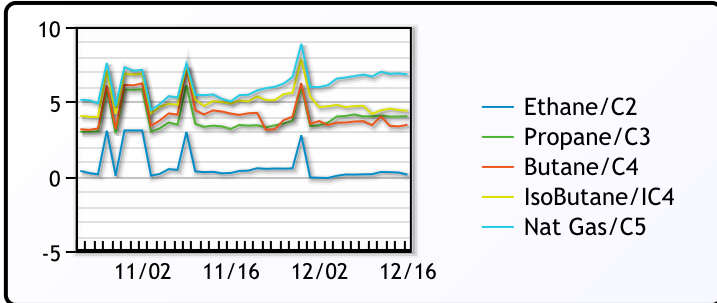
EDMONTON

	Last	Week Ago	Month Ago
Propane	28.63	29	30.5

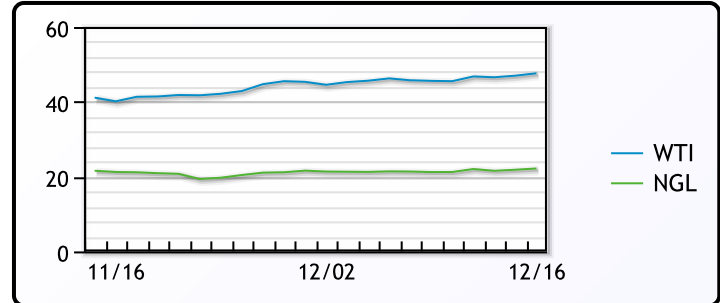
SARNIA

	Last	Week Ago	Month Ago
Propane	76	76	69.5

FRAC SPREAD



WTI vs NGL



FX

	Last	Change
CAD	1.2743	0.0045
DXY	90.47301	-0.26101
Gold	1864.8	11.4

RATES

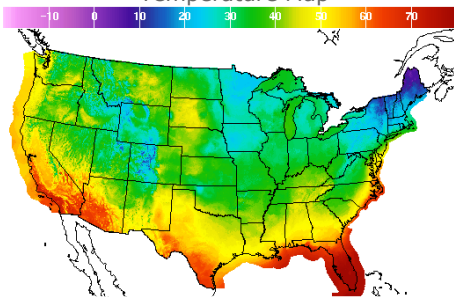
	Last	Change
US 2yr	0.113	0
US 10yr	0.908	0.0232
CAN 10yr	0.727	0.012

EQUITIES

	Last	Change
Nasdaq	12595.06	218.15
TSX	1041.561	10.77
S&P 500	3694.62	53.68

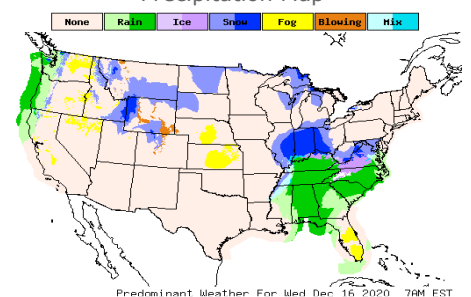
Weather Data

Temperature Map



City	HIGH °F	LOW °F
Calgary	35	25
Conway	29	15
Cushing	33	22
Denver	36	22
Houston	51	43
Mont Belvieu	50	41
Sarnia	29	25
Williston	30	23

Precipitation Map



This report has been prepared by PFL Petroleum Limited personnel for your information only and the views expressed are intended to provide market commentary and are not recommendations. This report is not an offer to sell or a solicitation of any offer to buy any security. The information contained herein has been compiled by PFL from sources believed to be reliable, but no representation or warranty, express or implied, is made by PFL Petroleum Limited, its affiliates or any other person as to its accuracy, completeness or correctness. Copyright 2017 PFL Petroleum Limited. All Rights Reserved