



# MARKET DAILY

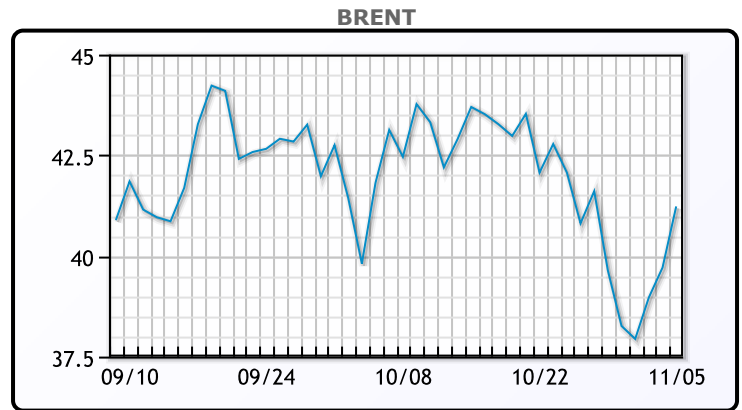
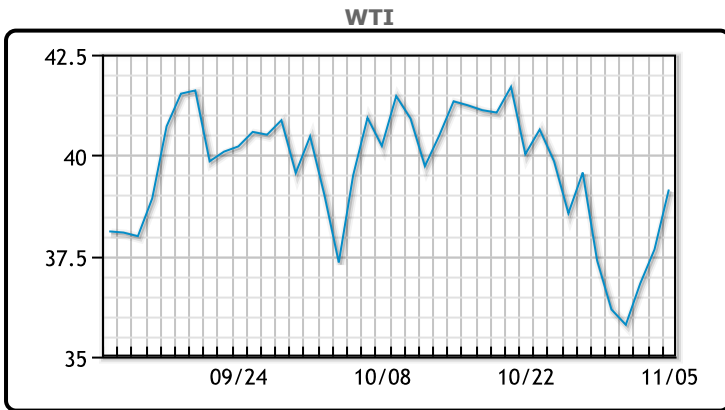
<https://www.pflpetroleum.com>  
 1865 Veterans Park Dr. Suite 303  
 Naples, Florida 34109  
 Phone: 239-390-2885  
 Fax: 239-949-0611  
 Dec 15, 2020 5:40 PM

Major Energy Futures		
	Settle	Change
Brent	50.76	1.52
Gas Oil	419.75	410.5
Natural Gas	2.682	-0.13
RBOB	132.68	4.1
ULSD	146.44	5.54
WTI	47.62	2.17

## Market Commentary

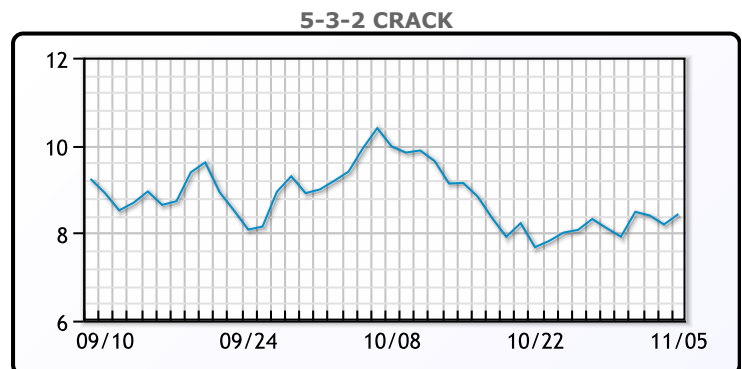
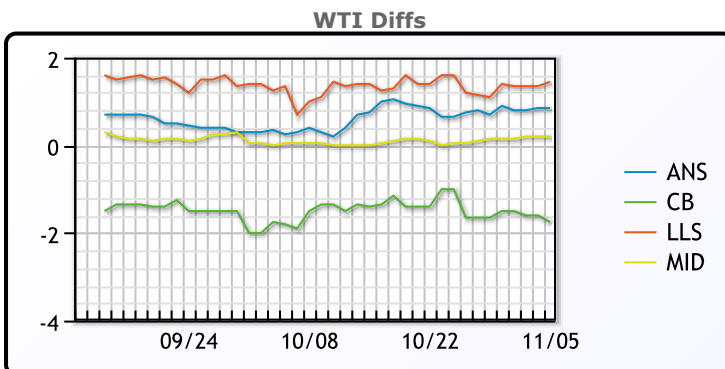
Crude continued its uphill climb with news that the Pfizer COVID19 vaccine will begin distribution to the vaccination sites across the country beginning tomorrow. This being said traders are now preparing for a market correction with many slowing down their purchases of crude and derivatives contracts. The slow decline in trading seems to stem from the question of "how long will it take to vaccinate the population?" While the first medical workers have received the vaccination on Monday, it may take months before most Americans are vaccinated. The federal government purchased 100million vaccines, which is only enough for 50 million people as it is a two dose vaccine. **To make matters worse Pfizer will not be able to supply additional doses until the middle of next year.** To surmise it may be a while before things return to normal.

## Crude & Product Markets



CRUDE	Last	Week Ago	Month Ago
ANS	50.14	48.75	41.93
BLS	44.74	43.2	37.83
LLS	48.99	47.4	41.43
Mid	48.14	46.5	40.48
WTI	46.99	45.6	40.13

PRODUCTS	Last	Week Ago	Month Ago
Gulf RBOB	127.66	120.34	108.04
Gulf ULSD	141.69	136.47	116.72
NYH RBOB	132.91	126.49	114.67
NYH ULSD	145.07	140.04	119.92
USGC 3%	43.38	43.13	39.38



3-2-1 Crack



Gulf 3-2-1 Crack



NGLs

MB

	Last	Week Ago	Month Ago
Butane	60.5	55.75	72.125
IsoButane	66	64.75	71.875
Natural Gasoline	102.5	98.88	85.5
Propane	59.75	58	55

CONWAY

	Last	Week Ago	Month Ago
Butane	76.25	71	71.38
IsoButane	90.75	90	75
Natural Gasoline	101	95.5	82.5
Propane	55.63	55.25	53.75

MB NON

	Last	Week Ago	Month Ago
Butane	82.75	72.75	76.125
IsoButane	66.75	64.75	71.875
Natural Gasoline	100.5	98	85.75
Propane	59.75	59.5	55

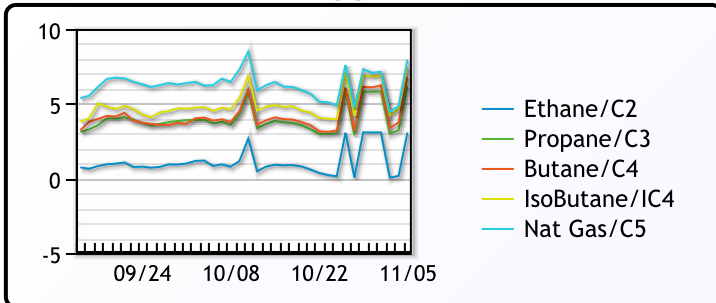
EDMONTON

	Last	Week Ago	Month Ago
Propane	28.63	29	30.5

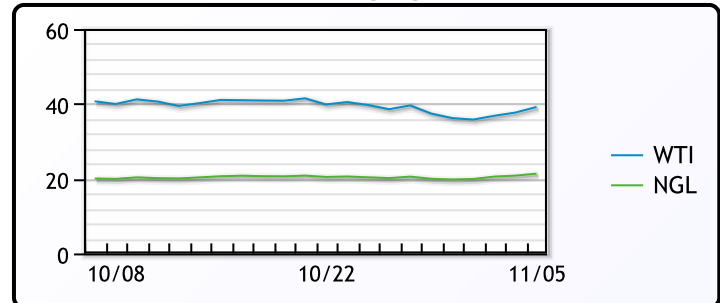
SARNIA

	Last	Week Ago	Month Ago
Propane	76	74.75	69.5

FRAC SPREAD



WTI vs NGL



FX

	Last	Change
CAD	1.2701	-0.0015
DXY	90.47301	-0.45201
Gold	1853.64	32.45

RATES

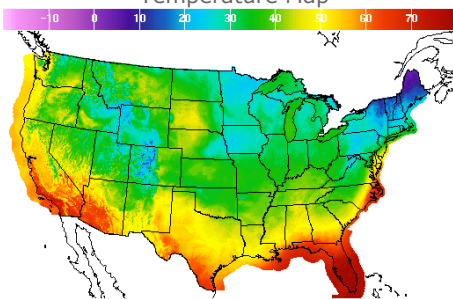
	Last	Change
US 2yr	0.113	0.006
US 10yr	0.908	0.0315
CAN 10yr	0.727	0.029

EQUITIES

	Last	Change
Nasdaq	12440.04	217.19
TSX	1035.91	5.651
S&P 500	3647.49	31.16

Weather Data

Temperature Map



City	HIGH °F	LOW °F
Calgary	33	23
Conway	27	15
Cushing	33	23
Denver	37	22
Houston	52	43
Mont Belvieu	50	41
Sarnia	29	23
Williston	29	22

Precipitation Map

